



TOGETHER
for a sustainable future

OCCASION

This publication has been made available to the public on the occasion of the 50th anniversary of the United Nations Industrial Development Organisation.



TOGETHER
for a sustainable future

DISCLAIMER

This document has been produced without formal United Nations editing. The designations employed and the presentation of the material in this document do not imply the expression of any opinion whatsoever on the part of the Secretariat of the United Nations Industrial Development Organization (UNIDO) concerning the legal status of any country, territory, city or area or of its authorities, or concerning the delimitation of its frontiers or boundaries, or its economic system or degree of development. Designations such as “developed”, “industrialized” and “developing” are intended for statistical convenience and do not necessarily express a judgment about the stage reached by a particular country or area in the development process. Mention of firm names or commercial products does not constitute an endorsement by UNIDO.

FAIR USE POLICY

Any part of this publication may be quoted and referenced for educational and research purposes without additional permission from UNIDO. However, those who make use of quoting and referencing this publication are requested to follow the Fair Use Policy of giving due credit to UNIDO.

CONTACT

Please contact publications@unido.org for further information concerning UNIDO publications.

For more information about UNIDO, please visit us at www.unido.org



13592-E



United Nations Industrial Development Organization

Distr.
GENERAL

ID/B/325
6 April 1984

ORIGINAL: ENGLISH

Industrial Development Board

Eighteenth session

Vienna, 2 - 18 May 1984

Item 13 of the provisional agenda

UNITED NATIONS INDUSTRIAL DEVELOPMENT FUND

UNIDF, Programme for 1985 and plan for 1985 - 1986

Report by the Executive Director


Summary

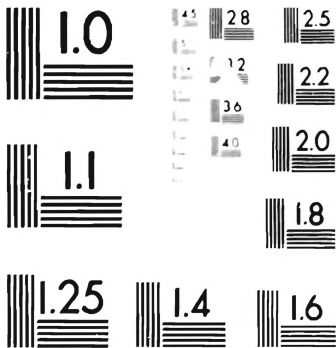
The report provides an estimate of the resources expected for the United Nations Industrial Development Fund (UNIDF) for 1985 and 1986. The estimate is based on a detailed analysis of the pattern of pledges to UNIDF since its inception. In accordance with General Assembly resolution 32/203 proposals for the programming of the Fund in 1985 and 1986 are submitted for the consideration of the Board.

2076

V.84-84485

Distr.: 13 April 1984





MICROCOPY RESOLUTION TEST CHART
 NATIONAL BUREAU OF STANDARDS
 STANDARD REFERENCE MATERIAL 1010a
 (ANSI and ISO TEST CHART No. 2)



13592-E



United Nations Industrial Development Organization

Distr.
GENERAL

ID/B/325
6 April 1984

ORIGINAL: ENGLISH

Industrial Development Board

Eighteenth session

Vienna, 2 - 18 May 1984

Item 13 of the provisional agenda

UNITED NATIONS INDUSTRIAL DEVELOPMENT FUND

UNIDF. Programme for 1985 and plan for 1985 - 1986.

Report by the Executive Director

Summary

The report provides an estimate of the resources expected for the United Nations Industrial Development Fund (UNIDF) for 1985 and 1986. The estimate is based on a detailed analysis of the pattern of pledges to UNIDF since its inception. In accordance with General Assembly resolution 32/203 proposals for the programming of the Fund in 1985 and 1986 are submitted for the consideration of the Board.

2076

V.84-84485

Distr.: 13 April 1984

CONTENTS

	<u>Paragraphs</u>	<u>Page</u>
Introduction	1 - 2	3
<u>Chapter</u>		
I. SUMMARY OF ACTIVITIES IN 1983	<u>3- 7</u>	3
II. THE PROGRAMME FOR 1985 AND THE PLAN FOR 1985 AND 1986	<u>8 - 39</u>	4
Past and present resources	8 - 11	4
The general-purpose convertible segment	12 - 14	4
The general-purpose non-convertible segment	15 - 16	8
The special-purpose convertible segment	17 - 19	8
Estimated resources for 1985 and 1986	20	9
Priorities	21 - 34	9
Implementation	35 - 37	15
Conclusions	38 - 39	17
III. ACTION REQUIRED OF THE INDUSTRIAL DEVELOPMENT BOARD	<u>40</u>	17

Notes

ANNEXES

I. UNIDF pledges, 1978 - 1983, with provisional figures for 1984	18
II. Pledges and approvals by funding segments, 1978 - 1983	19
III. Cumulative list of projects approved for financing under UNIDF, classified according to the UNIDF programme components as at 31 December 1983	20
IV. Cumulative approvals from UNIDF by region and funding segment (1978 - 1983)	21
V. Pledges, contributions to UNIDF, 1978 - 1984	22
VI. New projects approved for UNIDF financing, 1 January through 31 December 1983	29
VII. List of projects approved under special-purpose contributions to UNIDF, 1 January through 31 December 1983	52

LIST OF FIGURES

1. Resource position 1978 - 1983; forecast for 1984 - 1986	5
2. Cumulative UNIDF pledges, 1978 - 1983	6
3. UNIDF yearly pledges 1978 - 1983 by funding components	7
4. Cumulative approvals from UNIDF, by priority areas (1978 - 1983)	10
5. Cumulative approvals of convertible currencies, by geographical distribution	13
6. Cumulative approvals of non-convertible currencies, by geographical distribution	14
7. Expenditures compared to approvals and contributions, 1978 - 1983	16

Introduction

1. The objectives of the United Nations Industrial Development Fund (UNIDF) are given in General Assembly resolution 31/202. The Fund was established to increase the resources of UNIDO and to enhance the organization's ability to meet, promptly and flexibly, the needs of the developing countries. The resources of the Fund are to supplement the assistance provided by means of the resources of the United Nations and by the United Nations Development Programme (UNDP) directed towards the achievement of accelerated and self-sustained growth of the developing countries in the industrial field.

2. The general procedures governing the operation of UNIDF are outlined in General Assembly resolution 31/203. In compliance with paragraphs 2 and 3, section III of the annex to this resolution, the Executive Director herewith submits to the Industrial Development Board the proposed programme of the Fund for 1985, supplemented by a two-year plan, covering the year of the proposed programme and the subsequent year (1985 and 1986). The plan also includes estimates of future resources for these two years and their proposed apportionment during the same period.

I. SUMMARY OF ACTIVITIES IN 1983

3. Since the present report, as indicated above, should be forward-looking, activities carried out in 1983 are described in more detail in the Annual Report of the Executive Director (ID/B/320, chap. II., paras. 9 - 19 and appendix J). A brief look at the achievements of the past year may, nevertheless, be of interest and relevance.

4. There was a further strengthening of the resource position of the Fund in 1983; the total pledge for that year was the largest since the inception of the Fund. Although the increase between 1982 and 1983 at about \$1 million was rather modest in absolute terms, it nevertheless represented an encouraging increase over 1982 of about 8 per cent in relative terms. The tentative estimates of pledges for 1984 indicate that this positive trend will be sustained at approximately the same rate. However, the pledging target of \$50 million, adopted by the Board at its eleventh session, and endorsed by the General Assembly in its resolutions 32/166 and 33/78, remains a distant goal.

5. There was again a decline in the important, freely programmable general-purpose convertible segment of the Fund. The lack of general-purpose convertible contributions causes complications in managing the Fund in accordance with the mandates given by the General Assembly and the Board.

6. During 1983, 160 projects with a value of \$15.3 million were approved (see annex VI). The programming of projects was carried out so far as possible within the framework of priorities and guidelines approved by the Board.

7. The secretariat intensified its efforts to improve project design and to establish more systematic monitoring and reporting of financial and substantive aspects of both ongoing and completed projects. These measures, together with a continuing dialogue with present and potential donors, were designed to produce more effective programming by the secretariat as well as improved confidence by donor countries in the management of the Fund and its utility.

II. THE PROGRAMME FOR 1985 AND THE PLAN FOR 1985 AND 1986

Past and present resources

8. Since the Fund consists of voluntary contributions usually pledged on a yearly basis, it is difficult to predict with confidence the future level of resources. A wide and complex set of factors influence present and potential donors in their assessment of the desirability of contributing to the Fund, and in their decision regarding the amount and type of pledges. The relatively modest size of the Fund means that a change by even a single one of the major donors in its pattern of contributions would have a noticeable effect on the total pledging level.

9. Rather than anticipating all possible developments which could influence the size and type of pledges, the secretariat bases its forecast of future resources primarily on a review of trends indicated by the pledging pattern of previous years, keeping in mind the desirable annual funding level.

10. As indicated in figures 1 and 7 below and in annex I, the pattern of pledges has remained fairly static in previous years as far as the total resource level and the individual segments of the Fund are concerned. It is, therefore, encouraging that, as predicted in last year's report to the Board (ID/B/303), a positive trend with regard to the level of total resources was evident in 1983.

11. Figure 2 below shows the cumulative pledges made between 1978 - 1983 and their composition according to funding segments. On the assumption that contributions will be received in 1984 from all major donors, the secretariat estimates that additional pledges still to be made will bring the resource level for 1984 to over \$15 million. It should, however, be noted that a statement of the growth of fund resources in terms of United States dollars, does not fully reflect the increase in national budget allocations to UNIDF because of the increase in the value of the dollar in terms of other currencies during 1983. Paragraphs 12 to 19 below present a brief analysis of the various segments of the Fund, further illustrated in figure 3 below and annex I.

The general-purpose convertible segment

12. As indicated in figure 3 below, despite repeated appeals to member States, the small, but strategic, general-purpose convertible segment of the Fund has not achieved a rate of growth commensurate with the needs of the Fund. This segment of the Fund is particularly important since it allows the secretariat to respond "promptly and flexibly" (General Assembly resolution 31/202, annex, para. 1) to the needs of the developing countries, in accordance with the mandate of the Fund.

13. Saudi Arabia remains the largest donor of general-purpose convertible funds with an annual pledge of \$1 million since the inception of the Fund. It is followed by India which traditionally has pledged 80 per cent of its yearly pledges of \$1 million in the form of general-purpose convertible funds and 20 per cent in national currency. Saudi Arabia and India together provide more than 70 per cent of the total general-purpose convertible resources.

Figure 1

RESOURCE POSITION 1978-1983; FORECAST FOR 1984-1986

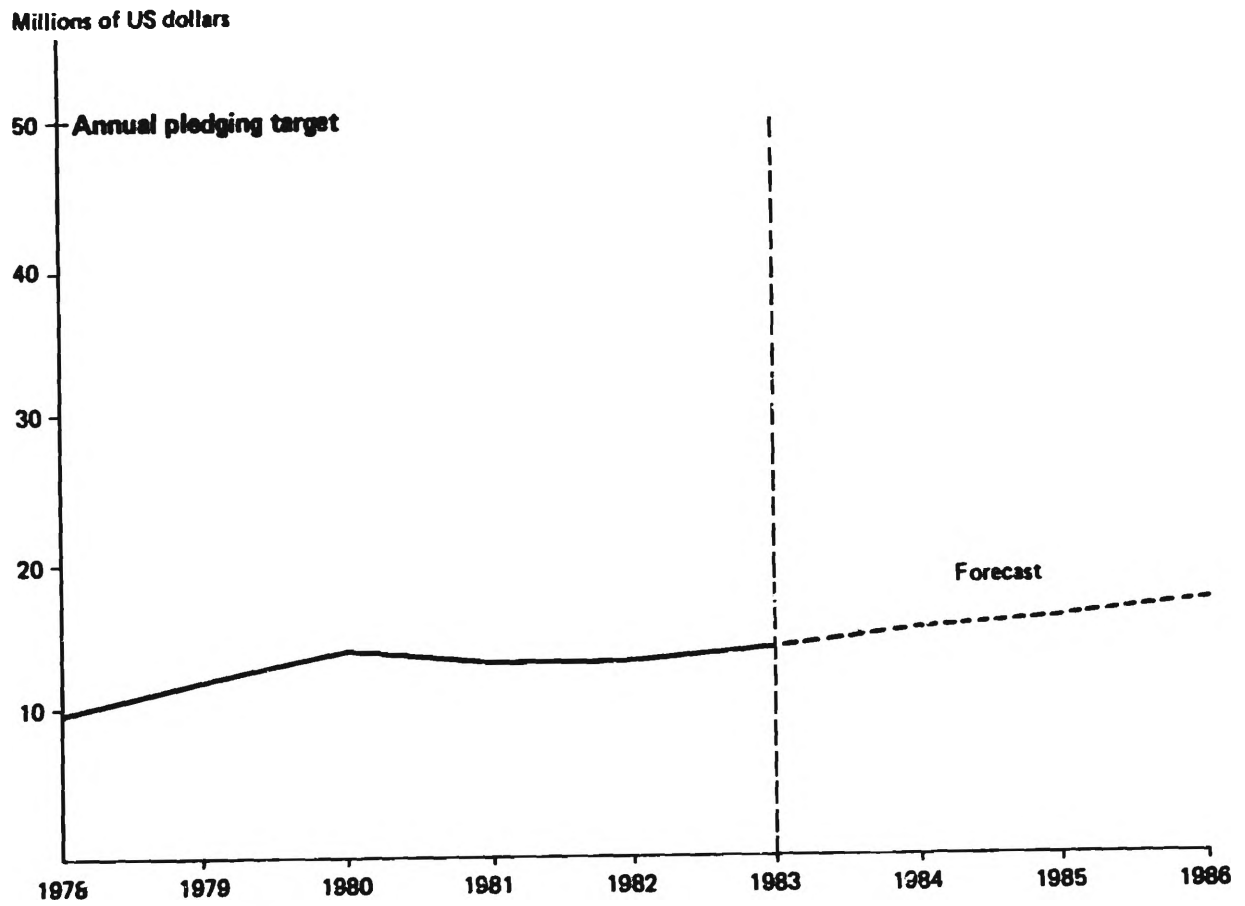


Figure 2

CUMULATIVE UNIDF PLEDGES, 1978-1983
(In percentages and millions of US dollars)

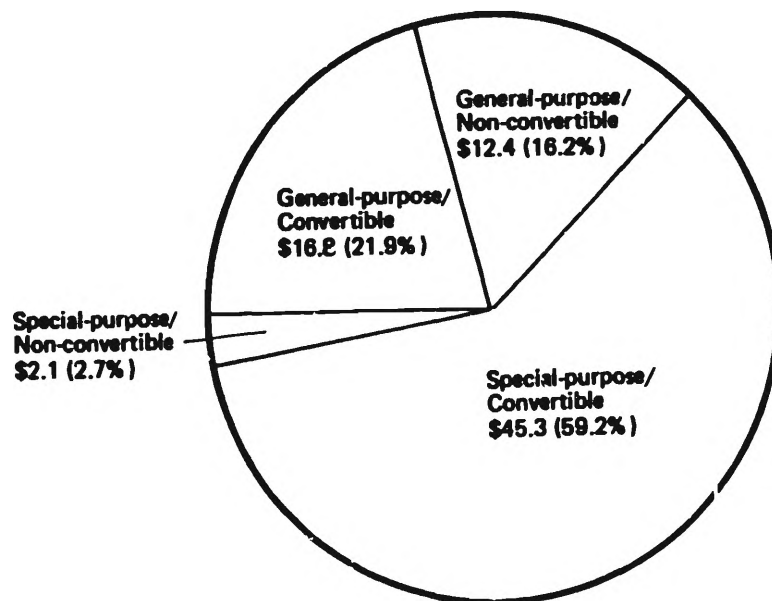
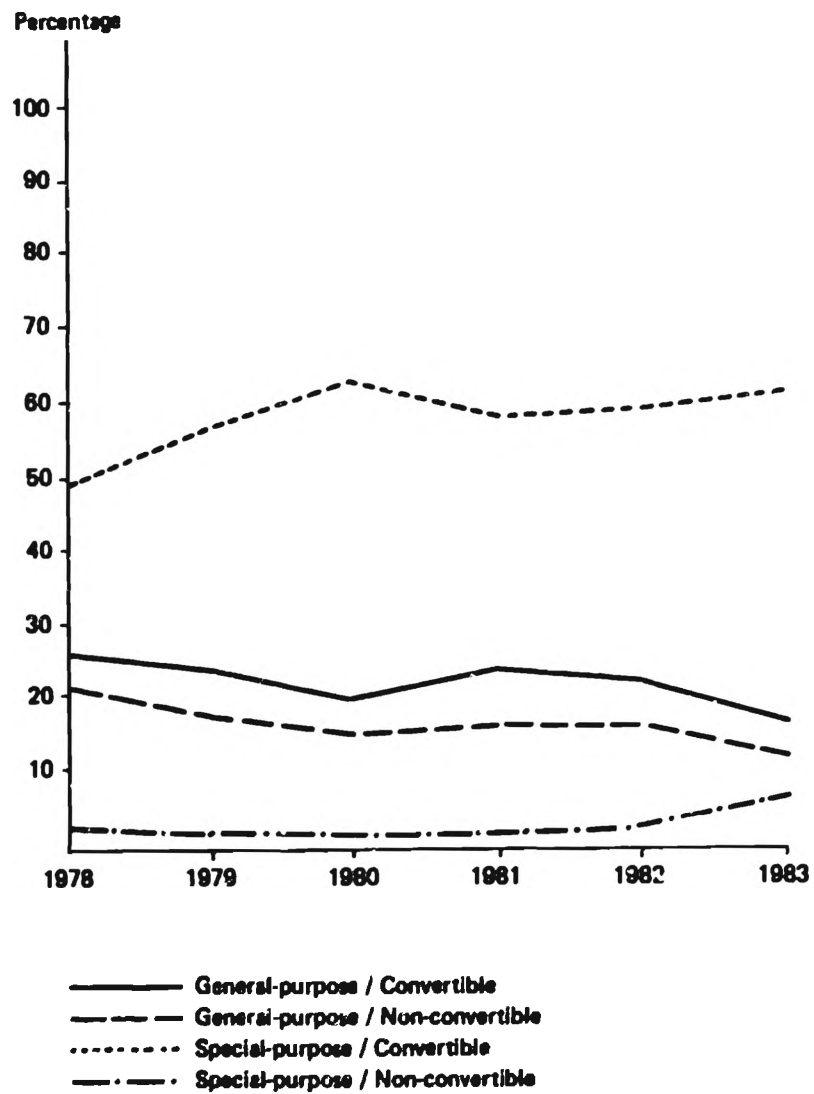


Figure 3
UNIDF YEARLY PLEDGES 1978-1983 BY FUNDING COMPONENTS
(In percentages)



14. Several donors have decided to provide a portion of their contributions under the general-purpose convertible contributions, complementing their special-purpose or non-convertible contributions. For example, the Government of China, which in the past pledged the convertible part of its pledge to the special-purpose convertible segment, has changed this practice, and instead directed its 1984 convertible pledge to the general-purpose convertible segment of the Fund. The Government of Austria continued to supplement its special-purpose pledge with a general-purpose pledge. The Governments of the German Democratic Republic and of Hungary also contribute a part of their pledges to the general-purpose convertible and special-purpose convertible segments of the Fund. A similar pattern of special-purpose and non-convertible contributions by other donors would allow for a more flexible and responsive programming of the Fund.

The general-purpose non-convertible segment

15. A review of yearly pledges (see figure 3 above and annex I) reveals a drop in the general-purpose non-convertible segment from 1982 to 1983. This is in part attributable to changes in exchange rates and in part to the switch by some donors from general-purpose to special-purpose pledges. The combined total level of the general-purpose and special-purpose non-convertible pledges has remained virtually static. The trends in contributions made in non-convertible currencies are difficult to discern when, as is necessary for accounting purposes, such contributions are stated in terms of United States dollars. Fluctuations in the dollar exchange rate may have no relevance to the purchasing power of the contribution, the goods and services actually provided, and may conceal a steady growth in contributions in terms of national currencies - such as, for example, considerable increases in pledges made by Bulgaria, Egypt, the German Democratic Republic, Poland and Turkey.

16. As in previous years, UNIDO faced no difficulties in fully programming virtually all the non-convertible contributions. However, projects carried out with non-convertible contributions often require relatively small but nonetheless crucially important supplementary financing in convertible currency to cover expenses which cannot be met with non-convertible currencies, such as connecting international flights and various administrative and support costs. In the past, such supplementary financing has required the use of about one fourth of the total general-purpose convertible currency contributions. For this reason, the secretariat has been strongly urging those donors who are not doing so already, to review the possibility of their providing a portion of their contribution in convertible currency.

The special-purpose convertible segment

17. As shown in figure 3 above there has been a 13 per cent increase in this segment of the Fund from \$7.9 million to \$8.9 million between 1982 and 1983. Since a few major donors, including Japan and the United Kingdom of Great Britain and Northern Ireland, are still expected to pledge special-purpose convertible contributions for 1984 it is hoped that the growth of this segment of the Fund will continue in 1984 and subsequent years. Stated in terms of national currencies, the special-purpose contributions of several major donors (France, Germany, Federal Republic of, Italy) increased significantly between 1982 and 1984; this trend is not always clear from the figures stated in terms of dollars.

18. Also in the case of other special-purpose convertible pledges, growth in terms of national currencies may not be fully reflected when the pledges are stated in terms of United States dollars. In accordance with the accounting policies followed in the preparation of financial statements of the United Nations (see, for example, annex 1 to the Financial Statements 83/44918 of 31 March 1983), all unpaid pledges are stated in terms of United States dollars at the United Nations rate of exchange in effect on 31 December of each year. Since special-purpose contributions are often paid only at the time of approval of specific projects rather than at the time the pledge is announced, the value of the pledge in terms of dollars may fluctuate so long as the contribution is unpaid.

19. It is also encouraging to note that Switzerland has made a pledge for the first time since 1978; the pledge of \$2.1 million is for 1984 and 1985.

Estimated resources for 1985 and 1986

20. After the high pledges for 1980 at the 1979 pledging conference (\$14 million) and a drop in pledges for 1981 (\$13.1 million) an upward trend in the total pledging level was registered since the 1981 conference at which pledges were announced for 1982. This fact and the signs of economic recovery in the industrialized market economy countries, make the secretariat believe that this positive trend will be sustained for 1985 and 1986, as indicated in figure 1 above. However, the global economic situation does not give much reason to expect any more dramatic increases during the coming two years. The secretariat thus considers that the forecast made to the Board at its seventeenth session at \$16 million for 1985 is still valid; a figure of \$17 million for 1986 would appear realistic (ID/B/303, para. 9). The proportion between the different types of pledges will probably remain approximately unchanged. It is hoped, however, that confidence among the donors as far as the overall management of the Fund is concerned will continue to grow and that there will be an increasing interest in the Fund on the part of important potential donors, culminating in their contributions to the Fund. Such new contributions could lead to more substantial increases than forecast above.

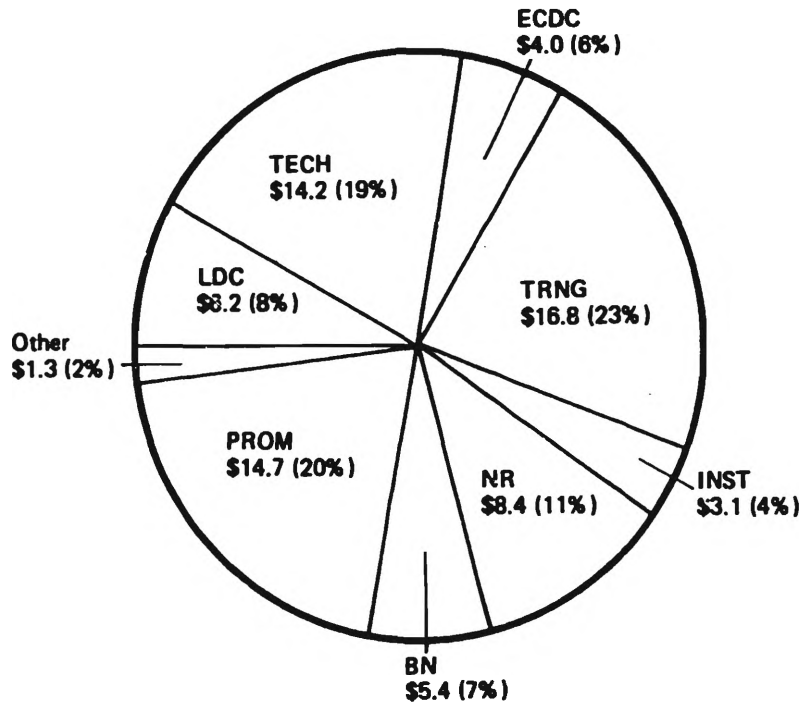
Priorities

21. The nine UNIDF priority areas or programme components - first proposed by the Executive Director in document ID/B/C.3/60, paragraph 10 - reflected in annex III also applied in 1983. Certain differences between the target allocations and the actual allocation are evident: the relatively high proportion of approvals of "technology" projects, and projects related to "basic needs" and promotional activities reflect a certain preference among the donors for these types of projects. Likewise, the high proportion of funds directed to finance training programmes is largely attributable to a preference on the part of donors of non-convertible currency for these activities. In addition to the nine priority areas, special attention was given to Africa within the context of the Industrial Development Decade for Africa, as well as to the least developed countries, in particular extending invitations to a large number of interregional programmes; this fact is not reflected in annex IV to the present report. Figure 4 below gives the cumulative distribution 1978 - 1983 of convertible and non-convertible currencies, respectively, between the nine priority areas.

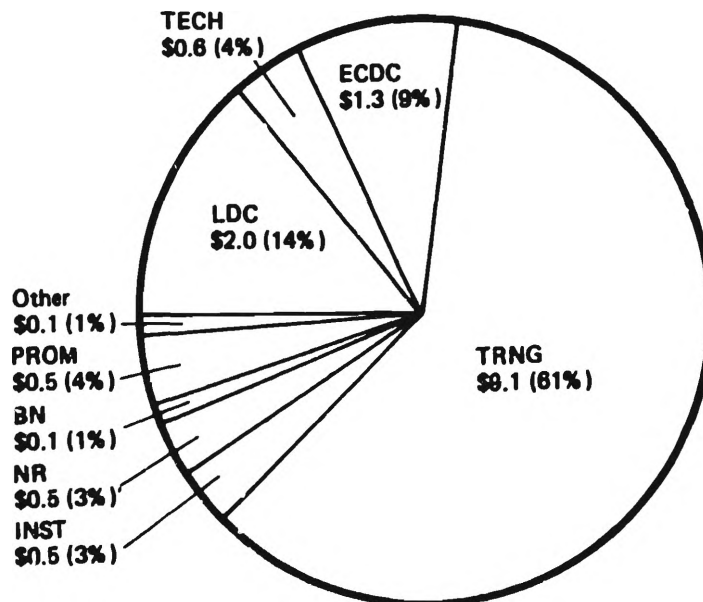
Figure 4

CUMULATIVE APPROVALS FROM UNIDF BY PRIORITY AREAS (1978-1983)
(In percentages and millions of US dollars)

IN CONVERTIBLE CURRENCIES
Total \$74.0 Million



IN NON-CONVERTIBLE CURRENCIES
Total \$14.8 Million



22. Since only the small - and shrinking - general-purpose convertible segment of the Fund can be freely programmed, the secretariat has only a limited means of channeling funds as deemed desirable by the Board. Likewise, efforts of the secretariat to respond "promptly and flexibly" are to a large extent hampered. As indicated in figure 2 above, general-purpose convertible pledges represent approximately 22 per cent of the total cumulative pledges, while the figure for 1983 (17.6 per cent) and the tentative figure for 1984 indicate a negative trend.

23. Projected resources for 1985 and 1986 are very difficult to pre-determine or programme, either by priority area or geographical distribution. This is largely due to the fact that about 80 per cent of the Fund's resources are programmed on the basis of national priorities of the various donors and that pledges - with few exceptions - are made on a yearly basis.

24. Despite the major programming constraints enumerated above, the secretariat was nevertheless able to ensure a fair resource distribution pattern (see annex III). The nine priority areas or programme components referred to above continued to prove useful and might be retained as the basic guideline for the allocation of resources in 1985 and 1986.

25. For the reasons given above, a geographical programming approach would be possible only to a limited extent and over an extended period of time. The secretariat would, however, like to draw the attention of the Board to annex IV, which shows a balanced geographical resource distribution pattern for the period 1978 - 1983. Figures 5 and 6 below provide the cumulative approvals, on a geographical basis, of convertible and non-convertible currencies, respectively.

26. A total of 160 projects with a value of \$15.3 million were approved during 1983. Out of these, 124 projects were financed from the general-purpose segment accounting for \$7.3 million, giving an average cost per project financed under this particular segment of \$59,000. Thirty-six projects were financed from the special-purpose segment at \$8.0 million giving a higher average project cost at about \$222,000. A complete list of all projects approved during 1983 is given in annex VI, while annex VII gives the projects approved during 1983 for financing from the special-purpose convertible segment.

27. As mentioned in the introduction, the resources of the Fund are intended to supplement the assistance provided by the United Nations and by UNDP. Despite the modest size of the Fund it should benefit as many developing countries as possible. Thus, in order to ensure an optimum impact, priority should be given - within the general framework of the nine priority areas - to innovative pilot projects of importance and relevance to as many developing countries as possible. Since it is usually difficult to secure funding for such non-traditional, "high-risk" types of projects, UNIDF represents a particularly suitable funding source. Examples of innovative and "high-risk" projects and programmes carried out during 1983 are given below.

Model scheme for the utilization of *Balanites aegyptiaca* fruits for the production of edible oils and pharmaceutical raw materials

28. Interestingly, nearly no applied research had previously been carried out on the utility of the *Balanites aegyptiaca* fruits of the Heglic tree that covers wide areas in the Sudano-Sahelian region. The UNIDF project, executed in the Sudan, determined the processing criteria for the

production of the following products from the fruit: debittered kernels for human consumption, high-quality edible oil, good quality soap, special protein animal feed and steroid compounds for the pharmaceutical industry. The Balanites aegyptiaca product and process development work was the first ever carried out and paved the way for the beneficial utilization of the hitherto unutilized fruits. The project is thus of great value to the industrialization process of many developing countries with an impact on rural development and on the supply of food for human consumption and for animal feed. The project has furthermore contributed to solving the desertification problem since the Heglic tree has in the past been considered useless for all purposes other than firewood. As demonstrated by the project, potential benefits of the tree include the collection and industrial processing of the fruits, the provision of a natural barrier against the expanding desert as well as firewood from the shells necessarily produced as a by-product of the fruit. A report on the project was published in April 1983, entitled "Balanites aegyptiaca - an unutilized raw material potential ready for agro-industrial exploitation" (UNIDO/IO.494). The project will continue in the Sudan with comprehensive feasibility studies on the establishment of a large-scale Balanites aegyptiaca collection and processing programme.

Global coconut processing technology consultancy service

29. Since the coconut processing industry at large has remained on a rather low level of technical development despite its real economic and social importance, UNIDO established a global coconut processing technology consultancy service. Under this programme, which proved highly successful, a total of 170 different coconut processing technologies were assessed and described in detail. A number of domestic coconut food processes were identified which might well become the basis for industrial production, leading towards the establishment of new non-traditional coconut processing industries. The coconut processing technology documents were received with great interest world-wide and proved to be the most popular UNIDO papers to date.

30. Based on the above product and process development work UNIDO carried out consultancy work for Colombia, Kenya, the Caribbean Community and the Economic Commission for Africa. In view of the growing number of requests for UNIDO consultancy services as well as the impact of coconut production and processing activities on rural development, it is hoped that sufficient resources will be available in the future to further develop this service.

Production and application of non-metallics in agriculture

31. UNIDO has launched a potentially important programme related to the production and use of activated bentonite and expanded perlite to be used for soil improvement, as fertilizer carriers and as animal feed additives. This innovative programme appears to be of particular relevance to desert countries, including those in the Sahel region, and considerable interest has been expressed by a large number of developing countries. Since many of these countries are not aware of the potential of this relatively new technology, UNIDO has started a programme to assess the state of the art and to sensitize the developing world on the subject. It is foreseen that subsequently UNIDO will assist interested countries in establishing a sound local production and encouraging the use of the materials produced.

Figure 5

CUMULATIVE APPROVALS OF CONVERTIBLE CURRENCIES, BY GEOGRAPHICAL DISTRIBUTION
 (In percentages and millions of US dollars)

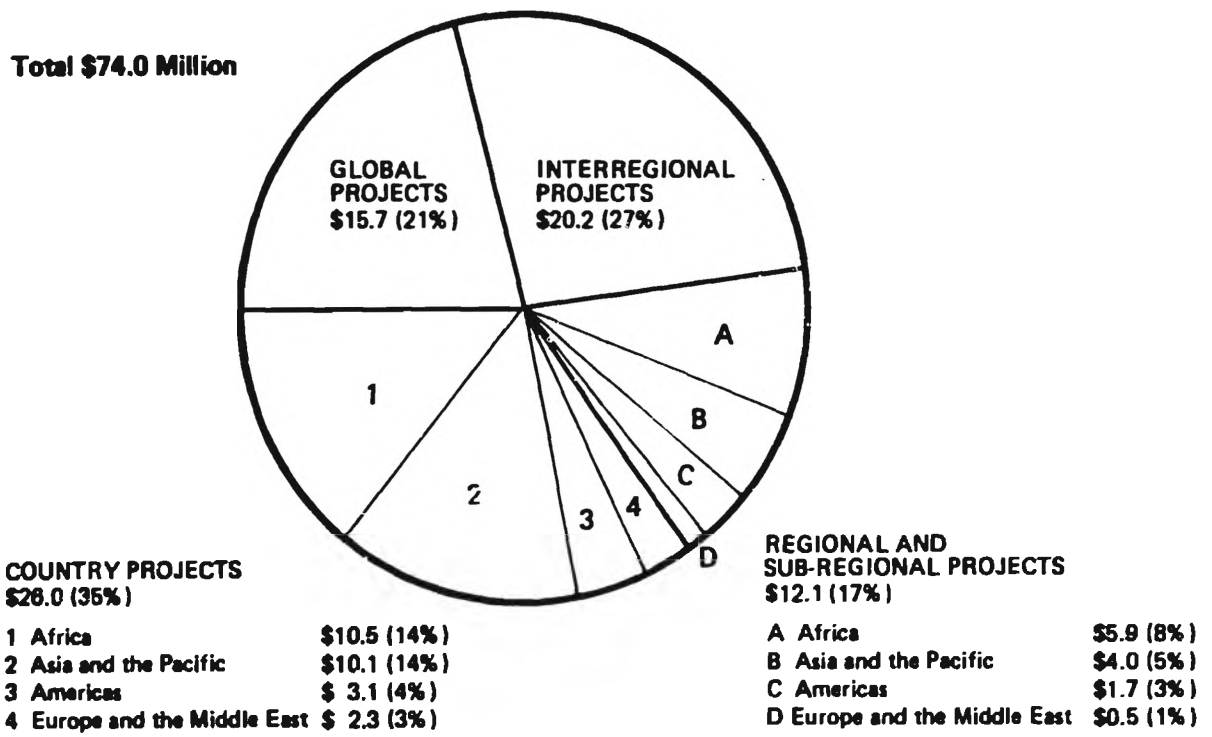
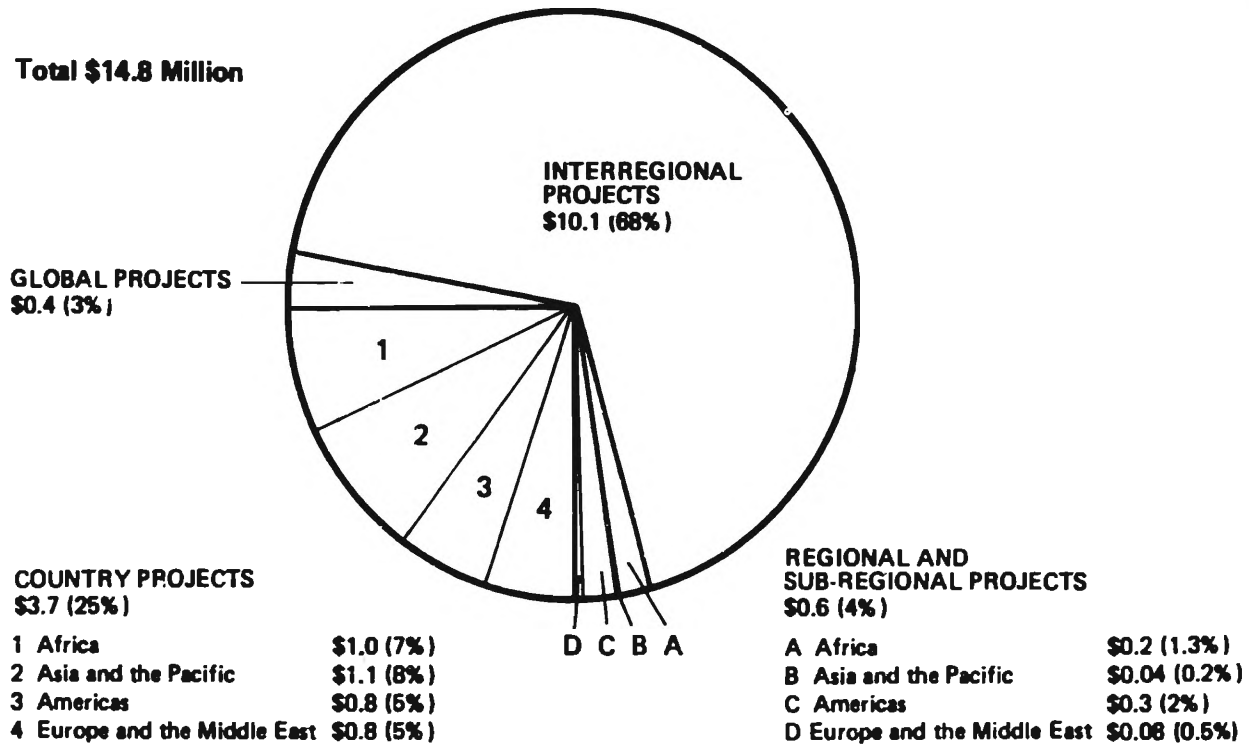


Figure 6

CUMULATIVE APPROVALS OF NON-CONVERTIBLE CURRENCIES, BY GEOGRAPHICAL DISTRIBUTION
 (In percentages and millions of US dollars)



Blending of alcohols with diesel fuels

32. While the efforts being made by developing countries to substitute or extend gasoline supplies with fermentation ethanol are well known, there is a greater need in these countries to extend diesel fuel supplies; a major problem is that ethanol does not normally blend well with diesel. Extensive research and development (R + D) programmes have been carried out related to surfactants which would enable ethanol to be blended with diesel fuel for up to 20 per cent by volume of ethanol, without any phase separation in the resulting blend. It has, in this connection, been shown that fuel blends on "deso-hols" have a low cost of preparation, long-term storage stability, high tolerance towards water contamination or ingress and compatibility with engines that operate exclusively on diesel fuels. It has furthermore been shown that fuel blends containing up to 20 per cent by volume of ethanol, with no other additives, give satisfactory performance in totally unmodified diesel engines. However, for fuel blends containing more than 20 per cent by volume of ethanol, satisfactory performance of totally unmodified engines requires an incremental addition to the blends of a suitable cetane/ignition improver; R + D work related to this latter improver still remains to be completed.

33. Realizing that the ability to add more than 20 per cent of alcohol to alcohol-diesel blends would be a distinct advantage for many developing countries, as it would provide greater flexibility for their liquid fuel supply programme, UNIDO decided to sponsor, under UNIDF, an R + D programme to identify and demonstrate the use, in unmodified diesel engines, of alcohol-diesel blends containing in excess of 20 per cent by volume ethanol with incremental amounts of commercially available cetane/ignition improvers. This R + D work will also establish the upper limit of alcohol substitution possible before significant engine modifications become necessary.

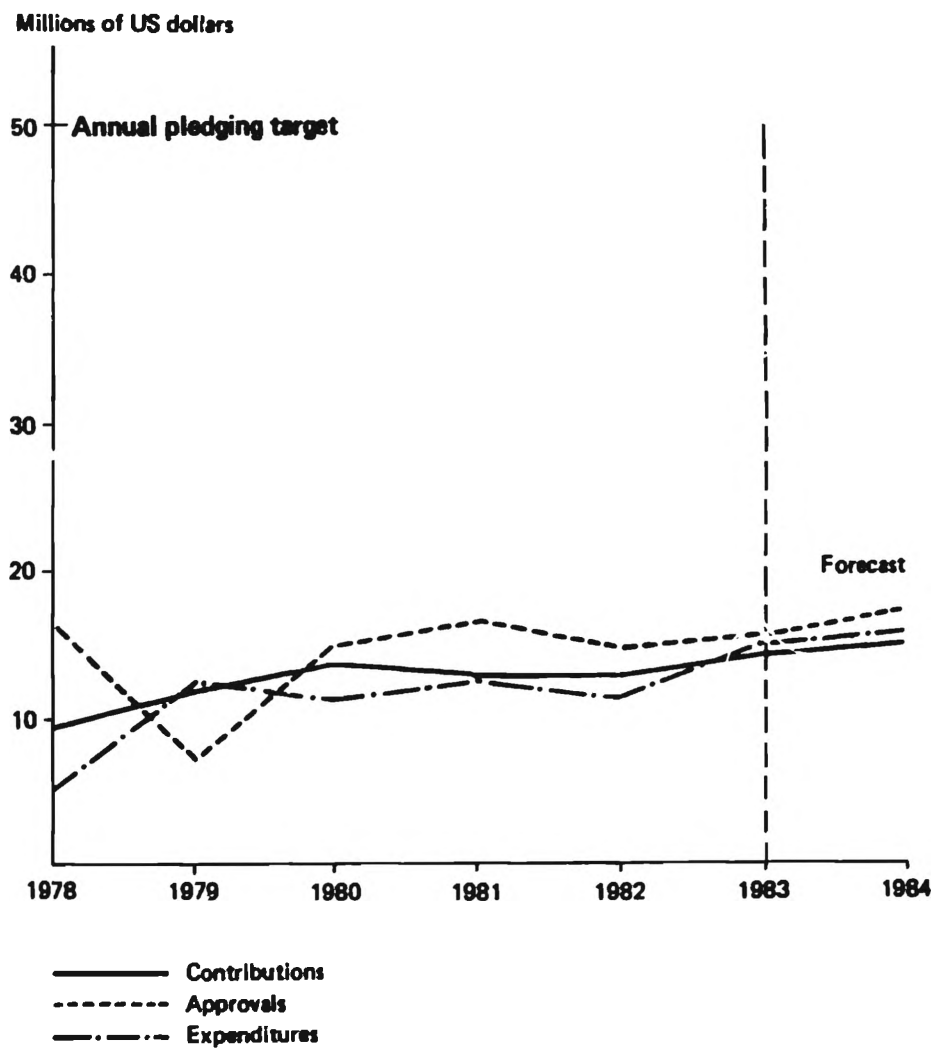
34. The programme outlined above constitutes only one of several activities which have been carried out by UNIDO with the aim of developing various substitutes - or diluents - for diesel engines. UNIDO has recently undertaken the preparation of a study which will cover the existing alternatives to diesel fuel and which will also outline a proposed plan of action for future efforts by UNIDO in this field, taking into account the resource basis of the developing countries and the accessibility of relevant technologies.

Implementation

35. As in the past, the secretariat carried out a certain over-programming of the general-purpose convertible segment of the Fund, justified because of the time-lag between the approval of a given project and the occurrence of expenditures for the same project.

36. As shown in figure 7 below, and in annex II, the level of actual expenditure has matched the level of resources fairly well over the years, and reached an optimum level towards the end of 1983 with the expenditure and resource curves actually coinciding. It is estimated that this position will be retained in 1984. The positive relationship between approval, expenditure and resource level is a result of continuing efforts by the secretariat to improve overall project preparation and implementation in response to the specific recommendations of the Board at its seventeenth session.^{1/}

Figure 7
EXPENDITURES COMPARED TO APPROVALS AND CONTRIBUTIONS, 1978-1983
(In millions of US dollars)



37. A revision of the UNIDO internal evaluation system was carried out in 1983 and reporting of results to donors should be considerably enhanced in the forthcoming biennium. A yearly performance report will be prepared for projects with a budget of \$400,000 or more as well as a terminal report for all projects.

Conclusions

38. Considering the overall satisfactory programming situation mentioned in paragraph 24 above and in order to allow for a reasonable amount of flexibility, the secretariat proposes that the nine priority programme components and their percentage allocations be retained during 1985 and 1986.

39. The secretariat further proposes that the programming effort be continued in 1985 and 1986 with special emphasis on the least developed, land-locked and island developing countries. As in the past, projects benefiting the African region should be given special attention in the context of the Industrial Development Decade for Africa.

III. ACTION REQUIRED OF THE INDUSTRIAL DEVELOPMENT BOARD

40. The Industrial Development Board is invited to take note of the present report and:

(a) To approve the proposed UNIDF programme for 1985 and the proposed plan for 1985 and 1986, as summarized in paragraphs 2 to 39 above;

(b) To continue to delegate authority to the Executive Director to approve projects for financing under UNIDF in 1985 and 1986;

(c) To consider, in the light of paragraphs 7 and 8 of General Assembly resolutions 35/81 and 36/199 respectively, new and specific ways and means of mobilizing increased resources for UNIDF on an increasingly predictable, continuous and assured basis, and considering the problems referred to in paragraphs 12-14, 16 and 22 above, to encourage the non-convertible and special-purpose donors to provide a part of their pledges in the form of general-purpose convertible contributions.

Notes

1/ Official Records of the General Assembly, Thirty-eighth Session, Supplement No. 16 (A/38/16), conclusion 1983/9, para. 8.

Annex I

UNIDF PLEDGES, 1978 - 1983, WITH PROVISIONAL FIGURES FOR 1984

Type of resources	1978		1979		1980		1981		1982		1983		Total ^{a/}		1984 ^{b/}	
	Value (\$ million)	Per cent	Value (\$ million)	Per cent	Value (\$ million)	Per cent	Value (\$ million)	Per cent	Value (\$ million)	Per cent	Value (\$ million)	Per cent	Value (\$ million)	Per cent	Value (\$ million)	Per cent
General-purpose convertible	2.6	26.3	2.9	23.8	2.8	20.0	3.1	23.6	2.9	22.0	2.5	17.6	16.8	21.9	1.4	10.2
General-purpose non-convertible	2.1	21.2	2.1	17.2	2.1	15.0	2.1	16.0	2.2	16.7	1.8	12.7	12.4	16.2	1.8	13.2
Special-purpose convertible	4.9	49.5	7.0	57.4	8.9	63.6	7.7	58.9	7.9	59.8	8.9	62.7	45.3	59.2	9.6	70.0
Special-purpose non-convertible	0.3	3.0	0.2	1.6	0.2	1.4	0.2	1.5	0.2	1.5	1.0	7.0	2.1	2.7	0.9	6.6
TOTAL	9.9	100.0	12.2	100.0	14.0	100.0	13.1	100.0	13.2	100.0	14.2	100.0	76.6	100.0	13.7	100.0

^{a/} Details regarding the yearly pledges per donor country are provided in annex V. A total of 4.3 million carried forward from the former UNIDO General Trust Fund should be added: \$3.7 million under general pledges and \$0.6 million under special purpose pledge. The total resources available for funding for 1978 - 1983 were \$80.9 million.

^{b/} Value as at 30 January 1984, several donors are still expected to pledge for 1984.

Annex II

PLEDGES^{a/} AND APPROVALS^{b/} BY FUNDING SEGMENTS, 1978 - 1983
(in millions of US dollars)

Funding segment	Balance from UNIDO General Trust Fund	1978		1979		1980		1981		1982		1983		Total	
		Pledges	Approvals	Pledges	Approvals	Pledges	Approvals	Pledges	Approvals	Pledges	Approvals	Pledges	Approvals	Pledges	Approvals
General-purpose convertible	1.8	2.6	7.6 ^{c/}	2.9	1.7 ^{c/}	2.8	1.8 ^{c/}	3.1	4.0 ^{c/}	2.9	5.4 ^{c/}	2.5	4.6 ^{c/}	18.6	25.1 ^{c/}
General-purpose/Special-purpose non-convertible	1.9	2.4	4.4	2.3	1.8	2.3	3.7	2.3	2.5	2.4	0.6	2.8	1.8	16.4	14.0
Special-purpose convertible	0.6	4.9	4.9 ^{c/}	7.0	4.4 ^{c/}	8.9	9.9 ^{c/}	7.7	10.6 ^{c/}	7.9	9.4 ^{c/}	1.9	9.7 ^{c/}	45.9	48.9 ^{c/}
TOTAL	4.3	9.9	16.9	12.2	7.9	14.0	15.4	13.1	17.1	13.2	15.4	14.2	16.1	80.9^{d/}	88.8

^{a/} Pledges made at pledging conference held in previous year.

^{b/} Including cancellations and revisions.

^{c/} Including overhead charges.

^{d/} Including balance brought forward from UNIDO General Trust Fund.

Annex III

CUMULATIVE LIST OF PROJECTS APPROVED FOR FINANCING UNDER UNIDF
CLASSIFIED ACCORDING TO THE UNIDF PROGRAMME COMPONENTS
AS AT 31 DECEMBER 1983

LD/B/325
Page 20

UNIDF programme component	Number of projects	Convertible (including overheads) (in US dollars)	Non-convertible (in US dollar equivalent)	Total (in US dollars)	Percentages	
					Desirable allocation ^{a/}	Actual allocation
Special measures for industrial development of the least developed, land-locked and island developing countries	62	6,151,995	2,002,095	8,154,090	10	9
Development and transfer of industrial technology and industrial information	137	14,186,440	640,511	14,826,951	10	17
Economic and technical co-operation among developing countries	54	3,984,573	1,336,192	5,320,765	9	6
Training programmes and strengthening industrial training institutions in developing countries	266	16,800,431	9,074,003	25,874,434	10	29
Industrial institutional infrastructure	41	3,122,126	463,267	3,585,393	10	4
Industries processing local natural resources, including export-oriented industries	65	8,400,945	477,559	8,878,504	12	10
Industries satisfying basic needs and support to rural industries	47	5,364,132	167,743	5,531,875	8	6
Promotional activities	109	14,681,587	524,053	15,205,640	8	17
Other activities	21	1,308,182	104,902	1,413,084	5	2
TOTAL	802	74,000,411	14,790,325	88,790,736	82	100

a/ The key to the resource allocations is as follows:

	Percentages
Resources available to finance projects	82
Programme support and administration	13
Transfer to reserves	5
	<u>100</u>

Annex IV

CUMULATIVE APPROVALS FROM UNIDF BY REGION AND FUNDING SEGMENT
(INCLUDING CANCELLATIONS AND REVISION)
(1 JANUARY 1978 - 31 DECEMBER 1983)

<u>Type of projects</u>	<u>Number of projects</u>	<u>Cost in convertible currency (including overheads) (in US dollars)</u>	<u>Cost in non-convertible currency (in US dollar equivalent)</u>	<u>Total</u>	
				<u>US dollar</u>	<u>Percentage</u>
Global	92	15,752,386	358,501	16,110,887	18
Interregional	335	20,201,165	10,095,629	30,296,794	34
Regional and subregional	160	12,067,255	619,471	12,686,726	15
Africa	78	5,845,082	192,768	6,037,850	7
Asia and the Pacific	41	4,004,489	38,958	4,043,447	5
Americas	32	1,734,511	301,545	2,036,056	2
Europe and the Middle East	9	483,173	86,200	569,373	1
Country projects	216	25,979,605	3,716,724	29,696,329	33
Africa	90	10,536,565	1,050,333	11,586,898	13
Asia and the Pacific	52	10,072,465	1,144,069	11,216,534	13
Americas	42	3,089,697	778,195	3,867,892	4
Europe and the Middle East	32	2,280,878	744,127	3,025,005	3
Total	803	74,000,411	14,790,325	88,790,736	100

Annex V

PLEDGES, CONTRIBUTIONS TO UNIDF, 1978
(in US dollars)

Serial No.	Donor	1978	1979	1980	1981
A. General-purpose convertible					
1	Afghanistan	1,000	1,000	0	1,500
2	Algeria	50,000	70,000	80,500	80,500
3	Angola	0	19,000	1,000	20,000
4	Argentina	16,000	48,000	48,000	75,000
5	Austria	0	0	0	64,516
6	Bahrain	5,000	5,000	5,000	5,000
7	Bangladesh	2,000	2,133	1,945	4,000
8	Barbados	2,000	1,000	1,000	1,000
9	Berlin	9,524	11,905	0	0
10	Bhutan	0	1,000	1,000	0
11	Bolivia	1,000	1,000	0	1,000
12	Botswana	604	1,812	3,329	3,769
13	Brazil	15,000	15,000	15,000	15,000
14	Burundi	1,500	1,500	0	2,223
15	Cameroon	2,083	2,273	0	3,448
16	Cape Verde	2,000	0	0	0
17	Chad	3,534	3,534	0	0
18	Chile	5,000	5,000	6,000	6,000
19	China	0	0	0	0
20	Colombia	0	5,000	5,000	5,000
21	Congo	1,767	0	0	2,000

- 1984

<u>1982</u>	<u>1983</u>	<u>1984</u>	<u>Total</u>
1,500	1,500	1,500	8,000
88,000	40,000	40,000	449,000
10,000	10,000	0	60,000
59,100	0	0	246,100
64,516	56,497	54,645	240,174
5,000	5,000	5,000	35,000
6,000	2,000	2,200	20,278
2,000	2,000	0	9,000
2,000	2,000	0	25,429
0	0	0	2,000
1,000	1,000	0	5,000
3,526	0	4,587	17,627
15,000	15,000	15,000	105,000
1,117	0	0	6,340
4,240	3,015	0	15,059
0	0	0	2,000
0	0	0	7,068
10,000	10,000	10,000	52,000
0	0	100,000	100,000
5,709	5,708	5,700	32,117
0	10,000	10,000	23,767

Serial No.	Donor	1978	1979	1980
22	Costa Rica	2,000	2,000	2,000
23	Cuba	0	4,000	4,000
24	Cyprus	1,333	1,545	0
25	Democratic Yemen	1,500	2,000	0
26	Djibouti	0	0	0
27	Dominica	0	0	500
28	Dominican Republic	0	5,000	0
29	Ecuador	2,000	2,000	0
30	Ethiopia	0	0	0
31	Fiji	0	1,100	1,100
32	Gabon	0	10,329	0
33	Ghana	45,085	7,273	7,273
34	Greece	10,000	12,000	20,000
35	Guatemala	0	5,000	5,000
36	Guinea	2,073	1,518	1,518
37	Guinea-Bissau	0	0	0
38	Guyana	1,000	1,176	1,174
39	German Democratic Republic	7,805	8,889	0
40	Holy See	1,000	0	0
41	Honduras	0	0	0
42	Hungary	0	8,021	0
43	India	800,000	800,000	800,000
44	Indonesia	30,000	30,000	30,000
45	Iran (Islamic Republic of)	0	0	75,000
46	Iraq	150,000	150,000	150,000
47	Ireland	0	74,130	0
48	Ivory Coast	0	0	7,143
49	Jamaica	4,000	4,000	4,000

1981	1982	1983	1984	Total
0	0	0	0	6,000
4,000	4,257	0	0	16,257
1,545	1,545	1,016	0	6,984
2,645	3,306	3,637	0	13,088
2,000	2,000	0	0	4,000
0	0	1,000	1,852	3,352
0	0	0	0	5,000
2,004	2,000	5,000	5,000	18,004
0	0	0	1,122	1,122
1,000	1,100	1,100	1,050	6,550
0	0	0	0	10,329
7,273	7,272	0	0	74,176
25,000	25,000	30,000	0	122,000
5,000	5,000	5,000	0	25,000
1,518	1,518	0	0	8,145
395	0	0	0	395
1,000	1,184	1,183	0	6,717
0	0	0	0	16,694
0	0	0	0	1,000
0	0	1,000	0	1,000
0	0	0	0	8,021
800,000	800,000	800,000	800,000	5,600,000
50,000	50,000	50,000	50,000	290,000
10,000	0	0	0	85,000
300,000	338,983	0	0	1,088,983
0	0	0	0	74,130
6,346	10,000	8,219	0	31,708
4,000	4,000	4,000	4,000	28,000

Serial No.	Donor	1978	1979	1980
50	Japan	0	0	36,198
51	Jordan	4,551	4,500	4,500
52	Kenya	13,611	3,902	3,902
53	Kuwait	50,000	50,000	50,000
54	Lao People's Democratic Republic	0	1,500	1,500
55	Lebanon	0	0	0
56	Lesotho	2,000	0	2,000
57	Liberia	0	0	0
58	Libyan Arab Jamahiriya	60,000	75,000	85,000
59	Luxembourg	8,118	8,621	9,123
60	Madagascar	9,113	9,756	7,067
61	Malawi	1,427	1,446	2,462
62	Malaysia	0	0	20,000
63	Mali	0	0	0
64	Malta	1,263	1,350	1,440
65	Mauritania	988	0	918
66	Mauritius	758	1,667	1,325
67	Mexico	12,480	12,420	12,400
68	Morocco	12,199	13,150	13,150
69	Mozambique	0	0	0
70	Nepal	0	700	700
71	Nicaragua	0	1,000	0
72	Nigeria	25,000	25,000	25,000
73	Oman	5,000	5,000	12,000
74	Panama	2,600	986	1,000

<u>1981</u>	<u>1982</u>	<u>1983</u>	<u>1984</u>	<u>Total</u>
0	0	0	0	36,198
0	6,086	6,000	0	25,637
0	2,724	20,782	17,037	61,958
50,000	75,000	75,000	75,000	425,000
1,500	1,500	1,500	1,500	9,000
0	0	2,000	2,000	4,000
2,000	2,000	2,000	2,000	12,000
1,000	750	750	0	2,500
85,000	0	0	0	305,000
8,406	7,733	5,918	5,446	53,365
4,241	0	0	0	30,177
2,809	2,700	2,196	2,344	15,384
20,000	20,000	20,000	0	80,000
0	1,767	0	0	1,767
1,316	1,500	1,396	0	8,265
0	0	0	0	1,906
1,274	980	503	836	7,743
14,372	14,373	15,000	0	81,045
11,906	9,736	7,910	6,417	73,568
4,000	0	5,026	0	9,026
700	700	700	0	3,500
0	0	0	0	1,000
50,000	0	0	0	125,000
12,000	12,000	12,000	0	58,000
2,000	1,000	1,000	1,000	9,586

ID/B/325
Page 24

Serial No.	Donor	1978	1979	1980
75	Paraguay	6,000	6,000	6,000
76	Peru	15,000	15,000	15,000
77	Philippines	22,500	22,500	22,500
78	Portugal	0	8,528	12,000
79	Qatar	20,000	20,000	20,000
80	Republic of Korea	20,000	20,000	20,000
81	Rwanda	1,600	1,600	1,600
82	Samao	0	0	300
83	Saudia Arabia	1,000,000	1,000,000	1,000,000
84	Senegal	0	10,000	10,000
85	Seychelles	714	1,000	1,000
86	Sierra Leone	1,000	0	0
87	Singapore	1,000	1,000	1,000
88	Somalia	2,408	0	0
89	Sri Lanka	3,000	0	0
90	Sudan	10,000	10,000	10,000
91	Suriname	0	0	0
92	Swaziland	0	0	2,139
93	Syrian Arab Republic	3,000	88,023	4,500
94	Thailand	15,209	19,851	22,482
95	Togo	4,878	4,386	3,356
96	Trinidad and Tobabo	19,901	19,900	19,900
97	Tunisia	5,000	5,250	25,000
98	Uganda	127	320	0
99	United Arab Emirates	30,000	35,000	0
100	United Republic of Tanzania	1,807	1,807	1,843
101	Upper Volta	6,465	6,465	0

1981	1982	1983	1984	Total
6,000	0	0	0	24,000
0	0	0	20,000	65,000
22,500	22,500	22,500	13,500	148,500
14,826	15,000	15,000	15,000	80,354
25,000	30,000	30,000	0	145,000
30,000	30,000	30,000	30,000	180,000
1,600	1,600	4,000	4,000	16,000
0	0	0	0	300
0,000,000	1,000,000	1,000,000	0	6,000,000
2,000	0	1,000	4,000	27,000
1,000	1,000	0	0	4,714
5,000	0	1,200	0	7,200
1,000	0	0	0	4,000
0	2,400	0	0	4,808
3,000	3,000	3,000	3,000	15,000
10,000	15,000	15,000	11,719	81,719
2,000	2,000	2,000	0	6,000
2,139	1,070	1,773	0	7,121
5,372	5,372	0	0	106,267
22,993	23,144	23,144	23,084	149,907
3,534	3,533	2,801	1,257	23,745
20,000	20,000	20,000	20,000	139,701
23,000	25,200	29,716	22,101	135,267
0	2,000	0	0	2,447
0	0	0	0	65,000
2,424	2,424	2,092	1,644	14,041
0	6,493	5,222	2,513	27,158

Serial No.	Donor	1978	1979	1980
102	Uruguay	10,000	10,000	10,000
103	Venezuela	20,000	20,000	21,000
104	Yemen	2,000	1,000	0
105	Zaire	0	14,400	0
106	Zambia	5,513	7,938	7,938
107	Zimbabwe	0	0	0
TOTAL		2,612,038	2,890,104	2,803,725

B. General-purpose non-convertible

1	Bhutan			
2	Bulgaria	36,008	45,714	52,817
3	Burma	1,000	1,000	1,000
4	China	323,529	309,603	344,828
5	Cuba	33,025	29,086	29,577
6	Czechoslovakia	116,387	44,727	0
7	Egypt	67,857	67,857	67,857
8	Fiji	1,100	0	0
9	German Democratic Republic	144,762	164,324	172,727
10	Hungary	77,002	76,391	70,163
11	India	207,595	205,000	200,000
12	Ivory Coast	6,522	0	0
13	Mongolia	2,107	2,233	2,351
14	Pakistan	30,303	30,303	50,505
15	Poland	100,402	75,301	75,301

<u>1981</u>	<u>1982</u>	<u>1983</u>	<u>1984</u>	<u>Total</u>
15,000	0	0	0	45,000
21,000	21,000	21,000	0	124,000
2,011	0	0	0	5,011
0	0	0	3,000	17,400
14,000	11,500	15,522	11,194	73,605
<u>0</u>	<u>5,000</u>	<u>13,020</u>	<u>11,538</u>	<u>29,558</u>
3,040,805	2,945,658	2,512,946	1,422,786	18,228,062
1,000	1,000	2,066	1,200	5,266
58,685	88,023	117,371	101,523	500,146
1,000	1,000	1,000	1,000	7,000
289,017	289,017	284,974	303,030	2,143,998
27,379	26,054	24,823	24,202	194,146
0	0	0	0	161,114
74,643	63,589	63,589	72,492	477,884
0	0	0	0	1,100
144,762	132,174	119,685	123,077	1,001,511
54,065	65,714	64,643	68,074	476,052
200,000	200,000	200,000	200,000	1,412,595
0	0	0	0	6,522
2,373	2,222	2,141	2,169	15,596
50,505	59,442	79,008	75,019	375,085
105,422	180,723	147,727	157,895	842,771

Serial No.	Donor	1978	1979	1980
16	Romania	25,000	33,333	33,333
17	Sri Lanka	0	3,000	3,000
18	Turkey	35,377	85,320	57,692
19	USSR	726,744	757,576	781,250
20	Viet Nam	0	0	1,000
21	Yugoslavia	<u>200,000</u>	<u>200,000</u>	<u>189,000</u>
	TOTAL	2,134,720	2,130,768	2,132,401

C. Special-purpose convertible

1	Arab Industrial Development Organisation	0	0	0
2	Argentina	32,000	0	0
3	Australia	0	0	0
4	Austria	117,796	349,975	545,401
5	Belgium	525,862	744,286	592,105
6	Brazil	0	0	100,108
7	China	0	50,000	13,648
8	Denmark	8,884	193,800	0
9	Finland	0	250,000	463,844
10	France	59,785	63,908	500,000
11	German Democratic Republic	0	0	8,791
12	Germany, Federal Republic of	1,105,562	1,511,951	2,023,129
13	Hungary	0	0	7,385
14	Italy	529,000	552,203	1,371,386

<u>1981</u>	<u>1982</u>	<u>1983</u>	<u>1984</u>	<u>Total</u>
33,333	36,364	0	0	161,363
0	0	0	0	6,000
206,612	229,726	0	0	614,727
689,655	701,262	671,141	657,895	4,985,523
1,000	1,000	1,000	1,000	5,000
<u>170,625</u>	<u>165,363</u>	<u>0</u>	<u>0</u>	<u>924,988</u>
2,110,076	2,242,678	1,779,168	1,788,576	14,318,387
0	0	29,892	0	29,892
0	0	0	0	32,000
0	402,299	363,238	138,889	904,396
631,900	535,923	588,582	601,093	3,370,670
375,524	510,204	473,966	450,704	3,672,651
0	0	0	0	100,108
70,000	70,000	70,000	0	273,648
0	0	0	0	202,684
100,000	224,656	109,314	0	1,147,814
387,931	826,460	999,021	1,069,182	3,906,287
7,597	6,956	45,670	0	69,014
1,937,490	2,476,339	2,373,307	2,461,538	13,889,316
6,007	0	0	0	13,392
1,680,672	1,692,423	2,395,188	2,515,723	10,736,595

Serial No.	Donor	1978	1979	1980	1981	1982	1983	1984	Total
15	Ivory Coast	0	0	0	0	0	224,090	152,490	376,580
16	Japan	166,000	0	772,233	924,117	357,051	473,296	135,992	2,828,689
17	Malta	0	0	0	15,920	0	0	0	15,920
18	Mexico	0	50,707	0	0	0	0	0	50,707
19	Netherlands	0	24,792	0	0	0	0	0	24,792
20	Norway	0	40,000	37,110	0	0	0	0	77,110
21	Portugal	5,624	0	0	0	0	0	0	5,624
22	Qatar	0	0	10,000	0	0	0	0	10,000
23	Sweden	850,000	1,093,365	1,448,096	1,010,959	274,344	143,759	0	4,820,523
24	Switzerland ^{a/}	311,172	877,600	894,062	200,243	532,815	208,990	2,112,676	5,137,558
25	United Kingdom ^{a/}	1,184,760	1,185,293	141,176	297,030	0	382,756	0	3,191,015
26	Uruguay	0	4,432	0	0	0	0	0	4,432
27	Yugoslavia	0	0	0	6,000	0	0	0	6,000
TOTAL		4,896,445	6,992,312	8,928,474	7,651,390	7,909,470	8,881,039	9,638,287	54,897,417

D. Special-purpose non-convertible

1	Czechoslovakia	70,489	139,775	191,571	167,504	171,821	190,438	155,763	1,087,361
2	German Democratic Republic	0	0	0	0	0	354,331	384,615	738,946
3	Hungary	246,184	0	0	0	0	0	0	246,184
4	Poland	0	0	0	0	0	77,840	0	77,840
5	Turkey	0	0	0	0	0	258,304	204,082	462,386
6	Yugoslavia	0	60,000	0	0	0	118,882	161,435	340,317
TOTAL		316,673	199,775	191,571	167,504	171,821	999,795	905,895	2,953,034
GRAND TOTAL		9,959,876	12,212,959	14,056,171	12,969,775	13,269,627	14,172,948	13,775,544	90,396,900

^{a/} Includes payments related to expenditures for projects approved under previous pledges.

ANNEX VI

New projects approved for UNIDF financing,
1 January through 31 December 1983

1. The following pages give a complete listing of new projects approved under UNIDF during the period 1983. In order not to interfere with the working titles of the projects listed, the annex has not been formally edited. The explanatory remarks below will, however, facilitate perusal:

Project number

2. The symbol has four parts. The first two letters - UF or US - indicate whether the financing has been secured from general-purpose contributions (UF) or special-purpose (US); the next three letters express the abbreviated name of the recipient country, or the region; the first numeral denotes the year in which the project was first registered as a "concept" or "project" on receipt of the concept document or project document; and, finally, the last numeral shows the number assigned to the project in that year's register. When the project is finally approved by the Project Review Committee or the donor country, as the case may be, it is incorporated in a list, with full details.

Currency

3. Figures are in US dollars or dollar equivalent.

Priority areas

4. The priority areas - as established by the Industrial Development Board - into which a project falls are indicated in parentheses on the basis of the following numerical code:

Special measures for the least developed, land-locked and island developing countries (especially the programmes in support of the Industrial Development Decade for Africa in the African least developed countries) (1)

Development and transfer of industrial technology and industrial information (especially programmes relating to energy-related industrial technology and development of technological capabilities in African least developed countries) (2)

Economic co-operation among developing countries	(3)
Training programmes and strengthening industrial training institutions in developing countries	(4)
Industrial institutional infrastructure	(5)
Industries processing local natural resources, including export-oriented industries	(6)
Industries satisfying basic needs and support to rural industries	(7)
Promotional activities	(8)
Other activities	(9)

Status of implementation

5. The status of implementation of each of the 160 projects approved during 1983 is indicated in parentheses on the basis of the following alphabetical code:

Completed	(A)
Under implementation	(B)

Of the above 160 projects 18 have been completed and 142 are still under implementation.

Project size

6. The 160 projects fall into the following categories on the basis of their respective values:

<u>Value</u>	<u>Number of projects</u>
Up to 50,000	77
Over 50,000 to 100,000	45
Over 100,000 to 300,000	32
Over 300,000 to 500,000	4
Over 500,000 to 1,000,000	-
Over 1,000,000	<u>2</u>
	160

New projects approved for UNIDF financing,
1 January through 31 December 1983

Serial No.	Region/Country	Project No.	Project title (UNIDF priority area and status of implementation)	Approved cost		
				Convertible incl. overhead (US\$)	Non-convertible (US\$ equivalent)	Total
	AFRICA					
1.	Angola	UF/ANG/83/068	Strategy for the development of a pharmaceutical industry (9) (B)	8,051	-	8,051
2.	- " -	UF/ANG/83/105	Training workshop in industrial project preparation, evaluation and financing (4) (B)	32,205	-	32,205
3.	Egypt	UF/EGY/83/233	Promotion of bentonite use in agriculture (7) (B)	12,430	-	12,430
4.	Ethiopia	UF/ETH/82/164	Biofuels demonstration programme, preparatory assistance (1) (B)	35,030	-	35,030
5.	Guinea-Bissau	UF/GBS/82/215	Assessment mission on the economic and technical aspects of the Cumere agro-industrial complex (1) (A)	7,865	-	7,865
6.	- " -	UF/GBS/83/139	The potential for resource-based industrial development in the least developed countries (1) (B)	13,560	-	13,560
7.	Lesotho	UF/LES/82/042	Assistance to the Printing industry phase I (1) (B)	17,176	-	17,176
8.	Libyan Arab Jamahiriya	UF/LIB/83/099	Assistance to the electronic industry (2) (A)	9,605	-	9,605
9.	Madagascar	UF/MAG/83/248	Study on the impact of price fixation and fiscal policy on industrial development in Madagascar (9) (B)	76,727	-	76,727
10.	Mauritania	UF/MAU/83/073	Assistance in the re-organization of the Ministry of Commerce and Industry (5) (B)	32,374	-	32,374

New projects approved for UNIDF financing.
1 January through 31 December 1983

Serial No.	Region/Country	Project No.	Project title (UNIDF priority area and status of implementation)	Approved cost		
				Convertible incl. overhead (US\$)	Non-convertible (US\$ equivalent)	Total
	AFRICA (cont'd)					
11.	Mali	UF/MLI/82/201	Assistance préparatoire pour l'établissement d'une minicentrale hydroélectrique au Mali (1) (B)	34,578	-	34,578
12.	Somalia	UF/SOM/82/111	Preparatory mission for the establishment of a demonstration plant for pesticide formulation (1) (B)	19,210	-	19,210
13.	Sao Tome and Principe	UF/STP/83/182	Exploratory mission to ascertain the viability of rehabilitating the mineral water bottling plant (1) (B)	9,831	-	9,831
14.	Sudan	UF/SUD/83/251	Assistance to the public sector tanning industry of Sudan (1) (B)	38,985	-	38,985
15.	Togo	UF/TOG/83/103	Journées Togolaises en République fédérale d'Allemagne (1) (B)	17,714	-	17,714
16.	Upper Volta	US/UPV/83/058	Rehabilitation of the brickworks Volbriceram (1) (B)	335,497	-	335,497
17.	Zambia	UF/ZAM/82/137	Production of oral rehydration salts (7) (B)	50,737	-	50,737
18.	Zimbabwe	UF/ZIM/82/202	Assistance to Industrial Development Corporation (5) (B)	38,024	-	38,024
19.	- " -	UF/ZIM/82/228	Assistance to the Standards Association of Central Africa (5) (B)	24,832	-	24,832

New projects approved for UNIDF financing,
1 January through 31 December 1983

Serial No.	Region/Country	Project No.	Project title (UNIDF priority area and status of implementation)	Approved cost		
				Convertible incl. overhead (US\$)	Non-convertible (US\$ equivalent)	Total
20.	AFRICA (cont'd) Zimbabwe	US/ZIM/83/102	In-plant group training programme in the field of iron and steel industry for Zimbabwe (4) (A)	97,766	-	97,766
21.	REGIONAL AFRICA - " -	US/RAF/80/191	In-plant group training programme in the field of maintenance and repair of railroad equipment for African English-speaking countries (4) (B)	178,664	-	178,664
22.	- " -	UF/RAF/82/198	Symposium on appropriate materials for low-cost housing (7) (B)	34,300	-	34,300
23.	- " -	UF/RAF/82/208	Consultative meeting on the industrial utilization of medicinal and aromatic plants (8) (B)	19,240	-	19,240
24.	- " -	UF/RAF/82/238	Assistance to OCAM in the development of agricultural machinery (2) (B)	12,684	-	12,684
25.	- " -	UF/RAF/82/254	Assistance à la formulation d'un programme d'intervention pour l'intégration industrielle des pays de la CEAO (9) (B)	120,232	-	120,232
26.	- " -	US/RAF/83/014	Equipe mobile de perfectionnement dans les techniques de conception, réalisation et démarrage de projets d'extension au niveau des petites et moyennes entreprises industrielles (4) (B)	217,239	-	217,239

New projects approved for UNIDF financing,
1 January through 31 December 1983

Serial No.	Region/Country	Project No.	Project title (UNIDF priority area and status of implementation)	Approved cost		
				Convertible incl. overhead (US\$)	Non-convertible (US\$ equivalent)	Total
	REGIONAL AFRICA (cont'd)					
27.	- " -	UF/RAF/83/020	Co-operation among African countries in industrial manpower training (joint UNIDO/ECA programme) phase I (4) (B)	42,375	-	42,375
28.	- " -	UF/RAF/83/036	Assistance in the development of the Phosphate fertilizer industry (6) (B)	77,617	-	77,617
29.	- " -	US/RAF/83/049	Formation en groupe dans l'entreprise dans le domaine de la réparation et de l'entretien du matériel de chemin de fer (4) (B)	32,817	-	32,817
30.	- " -	UF/RAF/83/088	Programme for the production of vaccine in Africa (7) (B)	81,699	-	81,699
31.	- " -	UF/RAF/83/161	Promotion of co-operation between Latin America and Africa within the framework of the first international Latin America/Africa symposium for the implementation of the programme for the Industrial Development Decade for Africa (8) (B)	71,472	-	71,472
32.	- " -	UF/RAF/83/164	Mission préparatoire/programme de formation ONUDI/UDEAC sur le financement des petites et moyennes industries (Gabon) (4) (B)	7,910	-	7,910

New projects approved for UNIDF financing.
1 January through 31 December 1983

Serial No.	Region/Country	Project No.	Project title (UNIDF priority area and status of implementation)	Approved cost		
				Convertible incl. overhead (US\$)	Non-convertible (US\$ equivalent)	Total
	REGIONAL AFRICA (cont'd)					
33.	- " -	UF/RAF/83/167	Subregional meetings for the implementation of the Industrial Development Decade for Africa (8) (B)	131,080	-	131,080
34.	- " -	UF/RAF/83/170	Atelier séminaire régional pour l'intégration de la femme dans le processus de la planification industrielle dans les pays africains d'expression portugaise (4) (B)	60,365	-	60,365
35.	- " -	UF/RAF/83/176	African co-operation for the development of cement industry (8) (B)	7,345	-	7,345
36.	- " -	UF/RAF/83/276	Assistance to ECOWAS in the organization of a colloquium on West African economic integration (8) (B)	16,003	-	16,003
	ASIA AND THE FAR EAST					
37.	China	US/CPR/82/125	Industrial biogas technology demonstration plant and experimental station, preparatory training activities (2) (B)	44,070	-	44,070
38.	- " -	US/CPR/82/149	Pilot plant for compost production from municipal solid wastes - preparatory assistance (2) (A)	28,250	-	28,250

New projects approved for UNIDF financing.
1 January through 31 December 1983

Serial No.	Region/Country	Project No.	Project title (UNIDF priority area and status of implementation)	Approved cost		
				Convertible incl. over-head (US\$)	Non-convertible (US\$ equivalent)	Total
	ASIA AND THE FAR EAST (cont'd)					
39.	China	UF/CPR/83/106	Technical advisory meeting on dyestuffs technology (2) (B)	33,900	-	33,900
40.	- " -	UF/CPR/83/125	Technical advice on non-woven fabrics (2) (B)	12,430	-	12,430
41.	Indonesia	UF/INS/83/017	Assistance to the Institute for Research and Development of Leather and Allied Industries (6) (B)	84,863	-	84,863
42.	Malaysia	UF/MAL/83/193	National workshop on technology policies towards strengthening technological capabilities with special focus on electronic/electrical and heavy industries (8) (B)	32,205	-	32,205
43.	Mongolia	UF/MON/83/083	Assistance in the establishment of an industrial software development service at the National Scientific and Technical Information Centre (5) (B)	74,352	37,800	112,152
44.	Pakistan	UF/PAK/83/152	Conference on investment opportunities in Pakistan (8) (B)	7,345	-	7,345
45.	Philippines	US/PHI/81/051	Establishment of a pilot plant for the production of Alcohol from cellulosic raw materials in the Philippines (2) (B)	299,998	-	299,998
46.	Papua New Guinea	UF/PNG/83/159	Development of ceramics manufacture in Rabaul (6) (B)	52,545	-	52,545

New projects approved for UNIDF financing,
1 January through 31 December 1983

Serial No.	Region/Country	Project No.	Project title (UNIDF priority area and status of implementation)	Approved cost		
				Convertible incl. overhead (US\$)	Non-convertible (US\$ equivalent)	Total
47.	ASIA AND THE FAR EAST (cont'd): Solomon Islands	US/SOI/83/076	Micro hydro-electric pilot power plant (2) (B)	91,530	-	91,530
48.	Thailand	UF/THA/83/116	Expert in Pesticide manufacture technology (6) (B)	51,980	-	51,980
49.	REGIONAL ASIA - " -	UF/RAS/82/169	Workshop on tin plate production in the Asia and the Pacific region (India) (6) (B)	19,033	19,500	38,533
50.	- " -	UF/RAS/83/091	Expert group meeting on ship-building and ship-repair development for Asia and the Pacific countries (5) (B)	73,450	-	73,450
51.	- " -	US/RAS/83/146	Senior Industrial Development Field Adviser (SIDFA) (9) (B)	226,000	-	226,000
52.	- " -	UF/RAS/83/232	Investors' forum (8) (B)	84,750	-	84,750
53.	AMERICAS: Argentina	UF/ARG/83/027	Development of uses for natural gas in the province of Neuquen (6) (B)	77,292	-	77,292
54.	Bolivia	UF/BOL/83/207	Assistance in bridge building (2) (B)	12,995	-	12,995
55.	- " -	UF/BOL/83/213	Technical support of a semi-erected pulp and paper plant (2) (B)	40,171	-	40,171

New projects approved for UNIDF financing
1 January through 31 December 1983

Serial No.	Region/Country	Project No.	Project title (UNIDF priority area and status of implementation)	Approved cost		
				Convertible incl. Overhead (US\$)	Non-Convertible (US\$ equivalent)	Total
56.	AMERICAS (cont'd) Chile	UF/CHI/83/192	Assistance to the Instituto Forestal in industrial utilization of woodwaste (2) (B)	31,979	-	31,979
57.	Costa Rica	UF/COS/83/243	Automotive assembly (2) (B)	4,581	-	4,581
58.	Dominica	UF/DMI/83/095	Wooden bridge construction (9) (B)	56,500	-	56,500
59.	- " -	UF/DMI/83/096	Training in investment promotion (8) (B)	37,790	-	37,790
60.	- " -	UF/DMI/83/160	Assistance in upgrading the productivity of tourist and export-oriented small craft industries (5) (B)	26,103	-	26,103
61.	Ecuador	UF/ECU/83/059	Technical assistance on quality control of food products (7) (B)	88,818	-	88,818
62.	- " -	UF/ECU/83/206	Apoyo a rehabilitaci3n de puentes en areas declaradas en emergencia (2) (B)	67,800	-	67,800
63.	Grenada	UF/GRN/83/219	Nutmeg industrialization and distribution of final products (6) (B)	26,951	-	26,951
64.	Guyana	UF/GUY/83/062	Structural timber testing (7) (B)	24,295	-	24,295
65.	Haiti	UF/HAI/83/034	Long-term prospects for development and restructuring of the manufacturing sector (1) (B)	30,228	-	30,228

New projects approved for UNIDF financing
1 January through 31 December 1983

Serial No.	Region/Country	Project No.	Project title (UNIDF Priority area and status of implementation)	Approved cost		
				Convertible incl. Over-head (US\$)	Non-convertible (US\$ equivalent)	Total
66.	AMERICAS (cont'd) Jamaica	UF/JAM/83/077	Assistance in development of the ceramic industry (6) (B)	35,539	-	35,539
67.	Mexico	UF/MEX/82/172	Technical assistance for the plastics industry (2) (B)	46,330	-	46,330
68.	- " -	UF/MEX/83/043	Technical assistance to the Mexican Iron and Steel Research Institute (5) (B)	82,490	-	82,490
69.	Nicaragua	UF/NIC/83/098	Establishment of a repair and maintenance centre for the metalworking industry (5) (B)	28,606	-	28,606
70.	- " -	UF/NIC/83/218	Emergency assistance to the small-scale industry (5) (B)	53,562	-	53,562
71.	Paraguay	UF/PAR/83/154	Assistance in the development of the leather industry (6) (B)	21,837	-	21,837
72.	Peru	UF/PER/83/169	Creation of a centre for biotechnology applied to pharmaceuticals (antibiotics) (2) (B)	31,301	-	31,301
73.	Trinidad and Tobago	UF/TRI/82/096	Seminar on the development, transfer and management of technology at the national level (2) (B)	16,950	-	16,950
74.	REGIONAL AMERICAS - " -	US/RLA/82/058	Seminar on industrial project identification, preparation, evaluation and implementation for Latin American countries, Italy (4) (B)	128,933	-	128,933

New projects approved for UNIDF financing
1 January through 31 December 1983

LD/B/325
Page 40

Serial No.	Region/Country	Project No.	Project title (UNIDF Priority Area and status of implementation)	Approved cost		
				Convertible incl. Overhead (US\$)	Non-convertible (US\$ equivalent)	Total
75.	REGIONAL AMERICAS (cont'd)	UF/RLA/82/171	Seminar on planning and development of training functions in Latin America organized by UNIDO, the Latin American Centre for Development Planning (CLAD) and the International Centre for Public Enterprises (IPCE) (4) (B)	37,984	-	37,984
76.	- " -	UF/RLA/82/188	Regional technical assistance project in non-destructive testing (NDT) (2) (B)	113,000	-	113,000
77.	- " -	UF/RLA/82/242	Seminar on industrial project preparation and financing (4) (A)	15,820	-	15,820
78.	- " -	UF/RLA/83/035	Reunión regional sobre producción conjunta de insulina (2) (B)	5,711	13,507	19,218
79.	- " -	UF/RLA/83/069	Investment Promotion Meeting for the Caribbean (8) (B)	90,400	-	90,400
80.	- " -	UF/RLA/83/080	Seminar on maintenance of sugar mills for the English-speaking Caribbean countries (4) (B)	25,199	-	25,199
81.	- " -	UF/RLA/83/142	Assistance to industrial reactivation in Central America (5) (B)	92,660	-	92,660
82.	- " -	UF/RLA/83/143	Technical course on timber structures (2) (B)	63,450	-	63,450
83.	- " -	UF/RLA/83/145	Participation in international conference on Interferon (Cuba) (2) (B)	3,055	23,500	26,555

New projects approved for UNIDF financing
1 January through 31 December 1983

Serial No.	Region/Country	Project No.	Project title (UNIDF Priority area and status of implementation)	Approved cost		
				Convertible incl. Overhead (US\$)	Non-convertible (US\$ equivalent)	Total
84.	REGIONAL AMERICAS (cont'd) - " -	UF/RLA/83/149	Preparatory mission for the establishment of pilot training centre(s) for meat and dairy products in the Andean Pact region - fact finding mission of UNIDO (7) (B)	8,193	-	8,193
85.	- " -	UF/RLA/83/183	Programa de capacitación colectiva en el trabajo en la esfera de mantenimiento y reparación de material móvil de ferrocarril (4) (B)	22,600	-	22,600
86.	EUROPE AND THE MIDDLE EAST Democratic Yemen	UF/PDY/83/133	Assistance to heavy clay and ceramic industries (6) (B)	52,291	-	52,291
87.	Palestine Liberation Organization	UF/PLO/83/005	Group training programme for orientation and techniques of small-scale industry development (India) (4) (B)	64,269	-	64,269
88.	- " -	UF/PLO/83/045	Assistance to the plastics industry (2) (B)	17,515	-	17,515

New projects approved for UNIDF financing
1 January through 31 December 1983

Serial No.	Region/Country	Project No.	Project title (UNIDF priority area and status of implementation)	Approved cost		
				Convertible incl. overhead (US\$)	Non-convertible (US\$ equivalent)	Total
89.	EUROPE AND THE MIDDLE EAST(cont'd) Palestine Liberation Organization	UF/PLO/83/066	A study of the pharmaceutical industry in the West Bank and Gaza Strip (2) (B)	39,720	-	39,720
90.	Middle East Region	UF/RMI/83/199	Meeting on co-operation among the Middle Eastern and North African countries in the petrochemical industries (3) (B)	28,914	-	28,914
91.	Romania	UF/ROM/83/114	Improvement of garment design and manufacturing technology (2) (B)	52,432	-	52,432
92.	Turkey	UF/TUR/83/057	Assistance to the building materials industry (6) (B)	9,911	-	9,911
93.	Arab Region	UF/RAB/83/010	Assistance to the development of an integrated Arab industrial information system by AIDO (phase IV) (5) (B)	77,179	-	77,179
94.	GLOBAL - " -	US/GLO/83/030	Preparatory mission for project US/GLO/80/030 - development of a new technology to produce animal feed, paper pulp and fertilizer from agricultural residues (7) (B)	35,435	-	35,435

New projects approved for UNIDF financing
1 January through 31 December 1983

Serial No.	Region/Country	Project No.	Project title (UNIDF priority area and status of implementation)	Approved cost		
				Convertible incl. overhead (US\$)	Non-convertible (US\$ equivalent)	Total
95.	GLOBAL. (cont'd) - " -	UF/GLO/82/063	Participation of UNIDO sponsored candidates in ISO technical committees of interest to developing countries (2) (B)	67,800	-	67,800
96.	- " -	UF/GLO/82/244	Preparation of document entitled "How to start manufacturing industries", part II (8) (B)	21,915	-	21,915
97.	- " -	US/GLO/83/031	UNIDO Service in Austria for the strengthening of industrial co-operation and promotion of investment with developing countries (8) (B)	426,733	-	426,733
98.	- " -	US/GLO/83/039	Blending of alcohols with diesel fuel (2) (B)	34,917	-	34,917
99.	- " -	US/GLO/83/040	UNIDO Service in Paris to strengthen industrial co-operation between France and the developing countries (8) (B)	437,013	-	437,013
100.	- " -	UF/GLO/83/044	Promotion of substantive co-operation between UNIDO and National Committees for UNIDO (8) (B)	22,320	-	22,320
101.	- " -	US/GLO/83/108	Training for investment promotion officials from developing countries - Investment Promotion Service (Japan) (8) (B)	299,950	-	299,950
102.	- " -	UF/GLO/83/128	Preparation of a UNIDO manual on joint venture agreements in the petrochemical industry (2) (B)	74,580	-	74,580

New projects approved for UNIDF financing
1 January through 31 December 1983

Serial No.	Region/Country	Project No.	Project title (UNIDF priority area and status of implementation)	Approved cost		
				Convertible incl. over-head (US\$)	Non-convertible (US\$ equivalent)	Total
103.	GLOBAL (cont'd) - " -	UF/GLO/83/135	Technical and economic guidelines for the establishment and operation of agro-industries (fruit and vegetables processing factories)(2) (B)	24,001	-	24,001
104.	- " -	UF/GLO/83/153	Ministerial-level plenipotentiary meeting on the establishment of the International Centre for Genetic Engineering and Biotechnology (2) (B)	28,815	-	28,815
105.	- " -	UF/GLO/83/165	UNIDO participation at the 25th International Engineering Fair (Czechoslovakia) (4) (A)	5,650	-	5,650
106.	- " -	US/GLO/83/205	Extension of the UNIDO Investment Promotion Service for the promotion of industrial investment in developing countries, (Federal Republic of Germany), phase III, (8) (B)	1,490,951	-	1,490,951
107.	- " -	UF/GLO/83/260	Study on the alternative substitutes for diesel engine fuel (2) (B)	5,085	-	5,085
108.	INTERREGIONAL - " -	US/INT/80/128	Development of industrial composite materials based on natural rubber (2) (B)	1,806,402	-	1,806,402
109.	- " -	US/INT/80/138	Screening and listing of enterprises which are suitable and willing to co-operate in industrial projects in developing countries (8) (B)	56,140	-	56,140

New projects approved for UNIDF financing
1 January through 31 December 1983

Serial No.	Region/Country	Project No.	Project title (UNIDF Priority Area and Status of Implementation)	Approved cost		
				Convertible incl. overhead (US\$)	Non-convertible (US\$ equivalent)	Total
	INTERREGIONAL (cont'd):					
110.	- " -	US/INT/81/094	Formation groupée en matière d'emballage (4) (A)	249,289	-	249,289
111.	- " -	UF/INT/81/219	In-plant group training programme in the field of repair and maintenance of medium and small ships (4) (B)	76,095	-	76,095
112.	- " -	UF/INT/82/043	IFAC symposium on systems approach to appropriate technology transfer to developing countries (Austria) (2) (B)	13,316	-	13,316
113.	- " -	US/INT/82/067	Pepper processing expert to be attached to the secretariat of the International Pepper Community (7) (B)	215,378	-	215,378
114.	- " -	UF/INT/82/161	Co-opération ONUDI en matière de formation industrielle en 1983 (4) (B)	23,730	-	23,730
115.	- " -	UF/INT/82/193	In-plant group training programme in the field of manufacturing of small-and medium-size agricultural machinery (4) (A)	54,571	93,815	148,386
116.	- " -	UF/INT/82/204	Workshop on building industrialization (7) (B)	25,041	-	25,041
117.	- " -	UF/INT/82/219	In-plant group training programme for engineers in the field of metalworking industry (4) (A)	20,976	122,414	143,390

New projects approved for UNIDF financing,
1 January through 31 December 1983

Serial No.	Region/Country	Project No.	Project title (UNIDF priority area and status of implementation)	Approved cost		
				Convertible incl. overhead (US\$)	Non-convertible (US\$ equivalent)	Total
	INTERREGIONAL (cont'd)					
118.	"	UF/INT/82/220	In-plant group training Programme in the field of electric welding (4) (A)	40,298	232,104	272,402
119.	"	UF/INT/82/221	In-plant group training programme for engineers in the field of fertilizer industry (USSR) (4) (B)	2,708	20,833	23,541
120.	"	UF/INT/82/224	In-plant group training programme for engineers in the field of grain milling and storage (USSR) (4) (A)	20,860	121,517	142,377
121.	"	UF/INT/82/225	In-plant group training programme in the field of diesel engines (Czechoslovakia) (4) (A)	36,510	133,079	169,589
122.	"	US/INT/82/234	The production of high quality cotton knitgoods (7) (B)	165,093	-	165,093
123.	"	UF/INT/82/246	Training programme in pesticide formulation (German Democratic Republic) (4) (B)	34,779	111,067	145,846
124.	"	UF/INT/82/249	Joint programme for international co-operation in the field of ceramics, building materials and non-metallic based industries (4) (A)	21,690	60,800	82,490
125.	"	UF/INT/83/012	Group training programme on industrial planning (German Democratic Republic) (4) (A)	24,480	75,304	99,784
126.	"	US/INT/83/015	Troisième stage de formation collective en entreprise de l'industrie pharmaceutique (4) (A)	67,658	-	67,658

New projects approved for UNIDF financing,
1 January through 31 December 1983

Serial No.	Region/Country	Project No.	Project title (UNIDF priority area and status of implementation)	Approved cost		
				Convertible incl. overhead (US\$)	Non-convertible (US\$ equivalent)	Total
	INTERREGIONAL (cont'd)					
127.	"	US/INT/83/016	Seminar on energy management in the cement industry (4) (A)	57,674	-	57,674
128.	"	UF/INT/83/018	UNIDO service in Poland for the promotion of industrial and investment co-operation with developing countries (8) (B)	22,628	77,842	100,470
129.	"	UF/INT/83/029	UNIDO/ESCAP/RCTT joint workshop of senior experts on small hydropower development (2) (B)	43,313	-	43,313
130.	"	US/INT/83/032	Seminar on furniture and joinery industries (Finland) (4) (B)	5,989	-	5,989
131.	"	US/INT/83/038	Workshop on maintenance and plant inspection in petroleum refineries (4) (B)	33,877	-	33,877
132.	"	US/INT/83/046	Selected committee on the establishment of the International Centre for Genetic Engineering and Biotechnology (2) (B)	119,772	-	119,772
133.	"	UF/INT/83/047	Second group training programme in the field of maintenance, repair and overhaul of diesel engines (China) (4) (B)	43,788	-	43,788
134.	"	UF/INT/83/048	In-plant group training programme in the field of maintenance, repair and overhaul of diesel engines (China) (4) (B)	62,561	100,254	162,815
135.	"	US/INT/83/052	International training programme in the field of industrial planning and development (4) (B)	134,018	-	134,018

New projects approved for UNIDF financing,
1 January through 31 December 1984

Serial No.	Region/Country	Project No.	Project title (UNIDF priority area and status of implementation)	Approved cost		
				Convertible incl. overhead (US\$)	Non-convertible (US\$ equivalent)	Total
136.	INTERREGIONAL (cont'd) "	UF/INT/83/055	3rd UNIDO/TAC (Technical Assistance Council of the Philippines) course on project preparation and evaluation for least developed countries (4) (B)	62,715	-	62,715
137.	"	UF/INT/83/060	Training programme in printing industry, (German Democratic Republic) (4) (B)	24,794	74,825	99,619
138.	"	UF/INT/83/063	Meeting for promotion of technical co-operation among developing countries (3) (B)	67,911	-	67,911
139.	"	US/INT/83/070	Fourteenth group training programme in the field of plastics technology (4) (1)	122,950	-	122,950
140.	"	US/INT/83/071	Tenth group training programme in the field of application of synthetic fibres (4) (B)	40,793	-	40,793
141.	"	UF/INT/83/074	Programme for development of the bauxite/alumina/aluminium industry in developing countries (4) (B)	28,801	59,696	88,497
142.	"	UF/INT/83/075	Experts meeting on the application of computer aided design/computer aided manufacturing (CAD/CAM) to developing countries (2) (B)	55,087	-	55,087
143.	"	US/INT/83/078	Seventh training programme on environmental assessment and management aspects of air and water pollution from industry (4) (A)	126,560	-	126,560

New projects approved for UNIDF financing
1 January through 31 December 1983

Serial No.	Region/Country	Project No.	Project title (UNIDF priority area and status of implementation)	Approved cost		
				Convertible incl. overhead (US\$)	Non-convertible (US\$ equivalent)	Total
	INTERREGIONAL (cont'd)					
144.	"	UF/INT/83/082	Training course in industrial project preparation, evaluation and financing (4) (B)	28,478	47,388	75,866
145.	"	UF/INT/83/084	Promotion de la sous-traitance industrielle internationale (phase I, participation de quelques pays en développement au marché international de la sous-traitance (France) (8) (B)	16,968	-	16,968
146.	"	US/INT/83/085	Sixth workshop on fertilizer plant maintenance (Austria) (4) (B)	102,020	-	102,020
147.	"	UF/INT/83/086	International seminar on measurement training for transfer of practical experience (4) (A)	1,585	12,190	13,775
148.	"	UF/INT/83/090	Technical assistance project utilizing the entrepreneurial expertise in developing countries (4) (B)	79,100	-	79,100
149.	"	US/INT/83/097	Technical course on criteria for the selection of wood-working machines (2) (B)	367,250	-	367,250
150.	"	UF/INT/83/100	In-plant group training Programme in the field of cement industry (Turkey)(4) (B)	57,749	125,613	183,362
151.	"	UF/INT/83/101	In-plant group training programme in the field of modern foundry technology (Poland) (4) (B)	25,362	57,623	82,985

New projects approved for UNIDO financing
1 January through 31 December 1984

Serial No.	Region/Country	Project No.	Project title (UNIDF priority area and status of implementation)	Approved cost		
				Convertible incl. over-head (US\$)	Non-convertible (US\$ equivalent)	Total
152.	INTERREGIONAL (cont'd)	UF/INT/83/119	Strengthening the enterprise to enterprise industrial promotion and joint venture programme of the Islamic Chamber of Commerce, Industry and Commodity Exchange (3) (B)	93,550	59,000	152,550
153.	"	US/INT/83/137	Second interregional training course on energy management in the glass industry (2) (B)	99,666	-	99,666
154.	"	UF/INT/83/144	Development of compatible computerized registry information systems (2) (B)	54,918	-	54,918
155.	"	UF/INT/83/156	In-plant group training programme in the field of small-scale foundry operations for least developed, island and land-locked countries (Turkey) (4) (B)	48,856	58,311	107,167
156.	"	UF/INT/83/157	In-plant group training programme in the field of beet-sugar industry (4) (B)	29,860	42,564	72,424
157.	"	US/INT/83/168	In-plant group training programme in the field of production management in the manufacturing industry (4) (B)	215,990	-	215,990
158.	"	US/INT/83/174	Group training programme in the field of mould design and mould making (6) (B)	24,187	-	24,187

New projects approved for UNIDF financing
1 January through 31 December 1983

Serial No.	Region/Country	Project No.	Project title (UNIDF priority area and status of implementation)	Approved cost		
				Convertible incl. overhead (US\$)	Non-convertible (US\$ equivalent)	Total
159.	INTERREGIONAL (cont'd) "	UF/INT/83/210	In-plant group training programme for engineers in the field of mineral fertilizer production (USSR) (4) (B)	18,186	100,952	119,138
160.	"	UF/INT/83/230	Training programme in pesticide formulation (German Democratic Republic) (4) (B)	30,767	80,211	110,978
<u>GRAND TOTAL:</u>				13,309,196	1,961,709	15,270,905

Annex VII

LIST OF PROJECTS APPROVED UNDER SPECIAL-PURPOSE CONTRIBUTIONS TO UNIDF
1 JANUARY 1983 THROUGH 31 DECEMBER 1983

CONTRIBUTORS

Australia
Austria
Belgium
Finland
France
Germany, Federal Republic of
Italy
Japan
Sweden
United Kingdom

Programming under Special-purpose Contributions

Country: AUSTRALIA

Contributions: 1983: US\$363,208

Serial No.	Project No.	Project title	Priority area	Amount (US\$)
1	US/CFR/82/149	Pilot Plant for Compost Production from Municipal Solid Wastes - Preparatory Assistance	2	28,250
2	US/SOI/83/076	Micro Hydro-Electric Pilot Power Plant	2	91,530
3	US/ULO/83/039	Blending of Alcohols with Diesel Fuel	2	<u>34,917</u>
				<u>154,697</u>

NOTE: The projects listed above are those for which financial authorization was granted in 1983.

Programming under Special-purpose Contributions

Country: AUSTRIA

Contributions: 1983: US\$588,582

Serial No.	Project No.	Project title	Priority area	Amount (US\$)
1	US/ZIN/83/102	In-plant Group Training Programme in the Field of Iron and Steel Industry for Zimbabwe	4	97,766
2	US/GLO/83/031	UNIDO Service in Austria for the Strengthening of Industrial Co-operation and Promotion of Investment with Developing Countries	8	426,733
3	US/INT/83/038	Workshop on Maintenance and Plant Inspection in Petroleum Refineries	4	33,877
4	US/INT/83/071	Tenth Group Training Programme in the Field of Application of Synthetic Fibres	4	40,793
5	US/INT/83/085	Sixth Workshop in Fertilizer Plant Maintenance 19 September-4 November 1983, Linz, Austria	4	102,020
6	US/INT/83/174	Group Training Programme in the Field of Mould Design and Mould making	6	<u>24,187</u>
				<u>725,376</u>

NOTE: The projects listed above are those for which financial authorization was granted in 1983.

Programming under Special-purpose Contributions

Country: BELGIUM

Contribution: 1983: US\$73,966

Serial No.	Project No.	Project title	Priority area	Amount (US\$)
1	US/RAF/83/049	Formation en groupe dans l'entreprise dans le domaine de la réparation et de l'entretien du matériel de chemin de fer	4	32,817
2	US/INT/83/046	Selected Committee on the Establishment of the International Centre for Genetic Engineering and Biotechnology	2	37,602*
3	US/INT/83/078	7th Training Programme on Environmental Assessment and Management Aspects of Air and Water Pollution from Industry	4	<u>126,560</u> <u>196,979</u>

* Partial financing

NOTE: The projects listed above are those for which financial authorization was granted in 1983.

Programming under Special-purpose Contributions

Country: FINLAND

Contributions: 1983: US\$109,314

Serial No.	Project No.	Project title	Priority area	Amount (US\$)
1	US/RAS/83/146	Senior Industrial Development Field Adviser (SIDFA)	9	226,000
2	US/INF/83/032	Seminar on Furniture and Joinery Industries, Lahti, Finland, 7-28 August 1983	4	5,989
3	US/PHI/81/051	Establishment of a Pilot Plant for the Production of Alcohol from Cellulosic Raw Materials in the Philippines	2	<u>249,999*</u> <u>481,988</u>

* Partial financing

NOTE: The projects listed above are those for which financial authorization was granted in 1983.

Programming under Special-purpose Contributions

Country: FRANCE

Contributions: 1983: US\$999,021

Serial No.	Project No.	Project title	Priority area	Amount (US\$)
1	US/RAF/83/014	Equipe mobile de perfectionnement dans les techniques de conception, réalisation et démarrage de projets d'extension au niveau des petites et moyennes entreprises industrielles (4) (B)	4	217,239
2	US/GLO/83/040	UNIDO Service in Paris to Strengthen Industrial Co-operation between France and the Developing Countries	8	437,013
3	US/INT/83/015	Troisième stage de formation collective en entreprise de l'industrie pharmaceutique	4	67,658
4	US/INT/83/016	Seminar on Energy Management in the Cement Industry	4	<u>57,674</u>
				<u>779,584</u>

NOTE: The projects listed above are those for which financial authorization was granted in 1983.

Programming under Special-purpose Contributions

Country: GERMANY, FEDERAL REPUBLIC OF

Contributions: 1983: US\$2,373,307

Serial No.	Project No.	Project title	Priority area	Amount (US\$)
1	US/CPR/82/125	Industrial Biogas Technology Demonstration Plant and Experimental Station, Beijing - Preparatory Training Activities	2	44,070
2	US/GLO/83/205	Extension of the UNIDO Investment Promotion Service for the Promotion of Industrial Investment in Developing Countries, Cologne, FRG, Phase III	8	1,490,951
3	US/INT/80/128	Development of Industrial Composite Materials based on Natural Rubber	2	1,806,402
4	US/INT/80/138	Screening and Listing of Enterprises which Are Suitable and Willing to Co-operate in Industrial Projects in Developing Countries	8	<u>56,140</u> 3,397,563 -----

NOTE: The projects listed above were granted financial authorization in 1983.

Programming under Special-purpose Contributions

Country: ITALY

Contributions: 1983: US\$2,395,188

Serial No.	Project No.	Project title	Priority area	Amount (US\$)
1	US/UPV/83/058	Rehabilitation of the Brickworks Volbriceram	1	335,497
2	US/RLA/82/058	Seminar on Industrial Project Identification, Preparation, Evaluation and Implementation for Latin American Countries, Italy	4	128,933
3	US/INT/81/094	Formation groupée en matière d'emballage	4	249,289
4	US/INT/83/097	Technical Course on Criteria for the Selection of Woodworking Machines	2	367,250
5	US/INT/83/137	Second Interregional Training Course on Energy Management in the Glass Industry	2	99,666
6	US/INT/83/046	Selected Committee on the Establishment of the International Centre for Genetic Engineering and Biotechnology	2	18,485*
				<u>1,199,120</u>

* Partial financing only.

NOTE: The projects listed above are those for which financial authorization was granted in 1983.

Programming under Special-purpose Contributions

Country: JAPAN

Contributions 1983: US\$473,296

Serial No.	Project No.	Project title	Priority area	Amount (US\$)
1	US/CLO/83/108	Training for Investment Promotion Officials from Developing Countries - Investment Promotion Service, Tokyo	8	299,950
2	US/INT/83/052	International Training Programme in the Field of Industrial Planning and Development	4	134,018
3	US/INT/83/168	In-plant Group Training Programme in the Field of Production Management in Manufacturing Industry	4	<u>215,990</u>
				----- 649,958 -----

NOTE: The projects listed above are those for which financial authorization was granted in 1983.

Programming under Special-purpose Contributions

Country: SWEDEN

Contributions: 1983: US\$143,759

Serial No.	Project No.	Project title	Priority area	Amount (US\$)
1	US, PHI/81/051	Establishment of a Pilot Plant for the Production of Alcohol from Cellulosic Raw Materials in the Philippines	2	49,999*
2	US, INT/83/046	Selected Committee on the Establishment of the International Centre for Genetic Engineering and Biotechnology	2	<u>18,038*</u> 68,037

* Partial financing only.

NOTE: The projects listed above are those for which financial authorization was granted in 1983.

Programming under Special-purpose Contributions

Country: UNITED KINGDOM

Contributions: 1982: US\$ 382,756

Serial No.	Project No.	Project title	Priority area	Amount (US\$)
1	US/RAF/80/191	In-plant Group Training Programme in the Field of Maintenance and Repair of Railroad Equipment for African English-speaking Countries	4	178,664
2	US/GLO/80/030	Preparatory Mission - Development of a New Technology to Produce Animal Feed, Paper Pulp and Fertilizer from Agricultural Residues	7	35,435
3	US/INT/82/234	The Production of High Quality Cotton Knitgoods	7	<u>165,093</u>
				<u>379,192</u>

NOTE: The projects listed above were granted financial authorization in 1983.

