



TOGETHER
for a sustainable future

OCCASION

This publication has been made available to the public on the occasion of the 50th anniversary of the United Nations Industrial Development Organisation.



TOGETHER
for a sustainable future

DISCLAIMER

This document has been produced without formal United Nations editing. The designations employed and the presentation of the material in this document do not imply the expression of any opinion whatsoever on the part of the Secretariat of the United Nations Industrial Development Organization (UNIDO) concerning the legal status of any country, territory, city or area or of its authorities, or concerning the delimitation of its frontiers or boundaries, or its economic system or degree of development. Designations such as “developed”, “industrialized” and “developing” are intended for statistical convenience and do not necessarily express a judgment about the stage reached by a particular country or area in the development process. Mention of firm names or commercial products does not constitute an endorsement by UNIDO.


FAIR USE POLICY

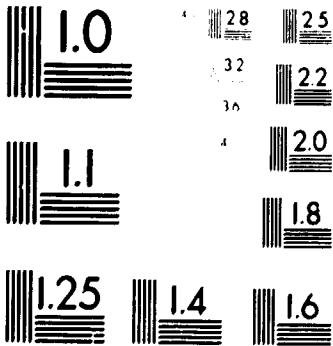
Any part of this publication may be quoted and referenced for educational and research purposes without additional permission from UNIDO. However, those who make use of quoting and referencing this publication are requested to follow the Fair Use Policy of giving due credit to UNIDO.

CONTACT

Please contact publications@unido.org for further information concerning UNIDO publications.

For more information about UNIDO, please visit us at www.unido.org





MICROCOPY RESOLUTION TEST CHART
 NATIONAL BUREAU OF STANDARDS -
 STANDARD REFERENCE MATERIAL 1010A
 (ANSI and ISO TEST CHART No. 2)



14576



United Nations Industrial Development Organization

Distr.
LIMITED

ID/WG.439/7/Rev.1
7 June 1985

ENGLISH

Meeting of High-Level Experts
on Africa's External Debt in Respect of
the Industrial Sector

Vienna, Austria, 14 - 17 May 1985

FOREIGN EXCHANGE EXPENDITURES BY AFRICAN COUNTRIES
ON MAJOR INDUSTRIAL COMMODITIES *

Prepared by
the UNIDO Secretariat

*This document has been reproduced without formal editing.

v.85-27644

STANDARD INTERNATIONAL TRADE CLASSIFICATION *
(SITC)

01	meat and meat preparations
02	dairy products and eggs
03	fish and fish preparation
04	cereals and cereal preparations
05	fruit and vegetables
06	sugar, sugar preparations and honey
07	coffee, tea, cocoa, spices
08	feeding-stuff for animals
09	miscellaneous food preparations
11	beverages
12	tobacco and tobacco manufactures
21	hides, skins and fur skins, undressed
22	oil-seeds, oil nuts and oil kernels
23	crude rubber
24	wood, lumber and cork
25	plup and waste paper
26	textile fibres an their waste
27	curde fertilizers and crude minerals
28	metalliferous ores and metal scrap
29	crude animal and vegetable materials
32	coal, coke and briquettes
33	petroleum and petroleum products
34	gas, natural and manufactured
35	electric energy
41	animal oils and fats
42	fixed vegetable oils and fats
43	animal and vegetable oils and fats
51	chemical elements and compounds
52	mineral tar and crude chemicals
53	dyeing, tanning and colouring materials
54	medicinal and pharmaceutical products
55	essential oils and perfume materials
56	fertilizers, manufactured
57	explosives and pyrotechnic products
58	plastic materials,
59	chemical materials and products
61	leather, leather manufactures
62	rubber manufactures
63	wood and cork manufactures
64	pzper, paperboard and manufactures
65	textile yarn, fabrics, made-up acticles
66	non-metallic manufactures
67	iron and steel
68	non-ferrous metals
69	manufactures of metal
71	machinery, other than electric
72	electrical machinery, apparatus, etc.
73	transport equipment
81	sanitary, plumbing, heating, etc.
82	furniture
83	travel goods, handbags, etc.
84	clothing
85	footwear
86	professional, scientific instruments
89	miscellaneous manufactured articles

* For a breakdown to the 3-digit level refer to Annex I.

C O N T E N T S

	<u>Page</u>
Standard International Trade Classification (SITC)	- ii -
Introduction	1
Part A Foreign exchange expenditures by African countries on imports of major industrial commodities; <u>By country</u>	5
Part B Foreign exchange expenditures by African countries on imports of major industrial commodities; <u>By commodity group</u>	49
Annex I Standard International Trade Classification (SITC) at the 3-digit level	106

Introduction

The attached statistics show African imports of major industrial commodities and thus the magnitude of the individual countries' foreign exchange expenditures on those commodities. The data may also serve as a basis for identifying possible areas of foreign exchange savings. Services are not included in the statistics. The data have been compiled for 1982 and 1983 and are aggregated for each African country as well as for major commodity groups. They are summarized in Tables I and II.

The data are based on statistics from by the United Nations trade tapes and compiled by aggregating the rest of the world's exports to each African country. Very little information is available in respect of the African countries themselves. For example, at the time of compiling the data given here, only 15 African countries had submitted to the United Nations their 1982 trade statistics and only three African countries had submitted reports in respect of 1983. Furthermore, no data were available for the following countries: Botswana, Djibouti, Equatorial Guinea, Lesotho, Rwanda, Sao Tomé and Príncipe, Swaziland and Zimbabwe. The limited information from African countries means that intra-African trade is not fully accounted for and the data therefore underestimate the actual foreign exchange expenditures in the 42 countries covered, especially for 1983.

Furthermore, the data are given in FOB- and not CIF-prices thus resulting in a further underestimation of each country's foreign exchange expenditures. On the other hand, the data may include commodities which have been re-exported from African countries, thereby involving overestimation of possible expenditures.

Despite the above-mentioned limitations, the data do show the great variations in import levels among African countries (Table I) and relative expenditures by groups of major commodity imports to the region as a whole (Table II)

An appreciable share of foreign exchange is spent on food of which nearly half, approximately US\$4.2 billion in 1982, stems from the importation of "cereals and cereal preparations" including such staple foods as rice, maize, wheat and flour. This should be seen in relation to the high priority accorded in the Lagos Plan of Action to bringing about a sustained increase in the production of food, especially of cereals.

The importation of raw and intermediate materials also constitutes a sizeable part of the African countries' foreign exchange expenditure. While some of the materials grouped in this category may of necessity continue to be imported from outside the region, others may be supplied from within the region or substituted by locally available raw materials or locally produced intermediate materials. Examples of the latter are materials in such commodity groups as 24 (wood, lumber and cork), 26 (textile fibres) and 25 (essential oils including soaps) which currently account for a considerable share of the foreign exchange expenditure on raw and intermediate materials.

According to the data on energy-related imports, the major importers of petroleum and petroleum products (group 33) include both non-oil exporting countries such as Kenya, Morocco and Sudan and oil-exporting countries such as Egypt, Libyan Arab Jamahiriya, Nigeria and Tunisia. Together they account for approximately one half of the total imports in that commodity group.

The overall external dependence of the region is compounded by the fact that of the commodities selected, the largest portion (47 per cent in 1982) of foreign exchange was spent on imports of capital goods i.e. machinery, transport equipment and manufactures of metal.

TABLE I
FOREIGN EXCHANGE EXPENDITURE FOR MAJOR
INDUSTRIAL COMMODITIES
(thousands of dollars)

Country	1982	1983
Algeria	8,796,293	8,617,332
Angola	865,149	627,500
Benin	671,745	332,082
Burkina Faso	261,245	225,462
Burundi	124,300	84,453
Cameroon	1,313,848	1,144,022
Cape Verde	55,566	71,201
Central African Republic	73,508	54,551
Chad	57,478	48,482
Comoros	38,599	39,724
Congo	821,288	508,038
Egypt	9,887,013	9,259,623
Ethiopia	486,351	546,964
Gabon	671,459	586,419
Gambia	72,080	69,129
Ghana	481,463	484,282
Guinea-Bissau	84,582	70,060
Ivory Coast	1,328,721	1,113,242
Kenya	1,199,927	763,910
Liberia	2,616,493	1,937,327
Libyan Arab Jamahiriya	6,233,894	5,744,720
Madagascar	407,066	285,440
Malawi	103,055	77,940
Mali	246,148	274,620
Mauritania	348,746	282,535
Mauritius	277,546	186,334
Morocco	3,620,999	2,556,914
Mozambique	622,939	480,237
Niger	323,945	198,823
Nigeria	10,696,442	6,574,496
Reunion (La)	630,042	559,047
Senegal	851,832	743,353
Seychelles	53,637	37,967
Sierra Leone	149,766	82,876
Somalia	389,354	265,965
Sudan	1,504,049	963,767
Togo	423,653	450,543
Tunisia	2,854,650	2,419,732
Uganda	260,119	138,149
United Republic of Tanzania	728,626	482,913
Zaire	904,727	816,954
Zambia	684,231	329,035
TOTAL	62,222,572	50,536,162

Source: United Nations trade tapes, data as at May 1985.

Data compiled from export statistics of trade partner countries - see explanatory note.

TABLE II

FOREIGN EXCHANGE EXPENDITURE FOR MAJOR GROUPS OF INDUSTRIAL COMMODITIES
BY THE AFRICAN REGION
(thousands of dollars)

Groups of commodities	1982	%	1983	%
<u>Food, beverages and tobacco</u> (01, 02, 03, 04, 05, 06, 07, 09, 11, 12, 42)	9,971,339	16	8,436,076	17
<u>Raw and intermediate materials of agricultural origin</u> (08, 21, 22, 23, 24, 25, 26, 29, 41, 43)	1,645,260	3	1,511,057	3
<u>Mineral raw and intermediate materials</u> (27, 28, 51, 52, 53, 56, 57, 58, 67, 68)	6,146,573	10	4,959,256	10
<u>Energy</u> (32, 33, 34, 35)	4,816,154	8	2,805,523	6
<u>Consumer goods</u> (81, 82, 83, 84, 85)	1,206,284	2	1,055,204	2
<u>Machinery and transport equipment</u> (71, 72, 73)	26,013,316	42	20,904,652	41
<u>Manufactures of metal (n.e.s.)^{1/}</u> (69)	2,971,634	5	2,418,708	5
<u>Miscellaneous manufactured</u> (54, 55, 59, 61, 62, 63, 64, 65, 66, 86, 89)	9,452,008	15	8,445,685	17
TOTAL	62,222,572	101^{2/}	50,536,162	101^{2/}

Source: United Nations Trade tapes, data as at May 1985.

Data are compiled from export statistics of trade partner countries - see explanatory note. Above table is derived from table on page 105 aggregating the region's imports of each country.

Codes refer to the SITC (see list on page 3 and Annex I).

^{1/} Not elsewhere specified.

^{2/} Inaccuracy in additions due to rounding off.

P A R T A

FOREIGN EXCHANGE EXPENDITURES BY AFRICAN COUNTRIES
ON IMPORTS OF MAJOR INDUSTRIAL COMMODITIES

E Y C O U N T R Y

FOREIGN EXCHANGE EXPENDITURE OF CERTAIN INDUSTRIAL COMMODITIES.
(THOUSANDS OF US DOLLARS)

Country ALGERIA

SITC	YEAR	
	82	83
	VALUE SUM	VALUE SUM
01 MEAT AND MEAT PREPARATION	82618	58567
02 DAIRY PRODUCTS AND EGGS	429703	400312
03 FISH AND FISH PREPARATION	468	3519
04 CEREALS AND CEREAL PREPARATIONS	719016	649120
05 FRUIT AND VEGETABLES	120757	124691
06 SUGAR, SUGAR PREPARATIONS AND HONEY	98916	97908
07 COFFE, TEA, COCOA, SPICES	69376	93207
08 FEEDING-STUFF FOR ANIMALS	64353	62109
09 MISCELLANEOUS PREPARATIONS	17736	17406
11 BEVERAGES	1844	1040
12 TOBACCO AND TOBACCO MANUFACTURES	29525	20375
21 HIDES, SKINS AND FUR SKINS, UNRESSED	13447	7816
22 OIL-SEEDS, OIL NUTS AND OIL KERNELS	13709	88
23 CRUDE RUBBER	7038	4975
24 WOOD, LUMBER AND CORK	121630	159540
25 PULP AND WASTE PAPER	29390	27697
26 TEXTILE FIBRE AND THEIR WASTE	28546	16302
27 CRUDE FERTILIZER AND CRUDE MINERALS	9975	11218
28 METALLIFEROUS ORES AND METAL SCRAP	18270	9400
29 CRUDE ANIMAL AND VEGETABLE MATERIALS	6023	15157
32 COAL, COKE AND BRIQUETTES	72362	42591
33 PETROLEUM AND PETROLEUM PRODUCTS	131445	178988
34 GAS, NATURAL AND MANUFACTURED	2411	7427
35 ELECTRIC ENERGY	0	0
41 ANIMAL OILS AND FATS	17188	15613
42 FIXED VEGETABLE OILS AND FATS	100569	76504
43 ANIMAL AND VEGETABLE OILS AND FATS	11713	9172
51 CHEMICAL ELEMENTS AND COMPOUNDS	79919	56316
52 MINERAL TAR AND CRUDE CHEMICALS	1034	2280
53 DYEING, TANNING, COLOURING MATERIALS	36851	32397
54 MEDICINAL AND PHARMACEUTICAL PRODUCTS	200193	221953
55 ESSENTIAL OILS AND PERFUME MATERIALS	48274	53193
56 FERTILIZERS, MANUFACTURED	7499	7974
57 EXPLOSIVES AND PYROTECHNIC PRODUCTS	3838	2205
58 PLASTIC MATERIALS	98656	100743
59 CHEMICAL MATERIALS AND PRODUCTS	55174	43770
61 LEATHER, LEATHER MANUFACTURES	10450	8615
62 RUBBER MANUFACTURES	73023	95517
63 WOOD AND CORK MANUFACTURES	88776	151337
64 PAPER, PAPERBOARD AND MANUFACTURES	68083	55530
65 TEXTILE YARN, FABRICS, MADE-UP ARTICLES	221816	190822
66 NON-METALLIC MANUFACTURES	257215	395779
67 IRON AND STEEL	673421	448023
68 NON-FERROUS METALS	71521	81611
69 MANUFACTURES OF METAL	513722	673632
71 MACHINERY, OTHER THAN ELECTRIC	1686398	1682571
72 ELECTRICAL MACHINERY, APPARATUS ETC.	598911	568911
73 TRANSPORT EQUIPMENT	1375959	1231698
81 SANITARY, PLUMBING, HEATING, ETC.	34913	37465
82 FURNITURE	27362	49645
83 TRAVEL GOODS, HANDBAGS, ETC.	317	383
84 CLOTHING	80201	59452
85 FOOTWEAR	4244	7042
86 PROFESSIONAL, SCIENTIFIC INSTRUMENTS	140379	131506
89 MISCELLANEOUS MANUFACTURED ARTICLES	122116	115146
TOTAL	8796293	8617337

FOREIGN EXCHANGE EXPENDITURE OF CERTAIN INDUSTRIAL COMMODITIES.
(THOUSANDS OF US DOLLARS)

Country ANGOLA

SITC	YEAR	
	82	83
	VALUE SUM	VALUE SUM
01 MEAT AND MEAT PREPARATION	26358	29766
02 DAIRY PRODUCTS AND EGGS	32365	27746
03 FISH AND FISH PREPARATION	7438	13027
04 CEREALS AND CEREAL PREPARATIONS	57286	37447
05 FRUIT AND VEGETABLES	12242	12661
06 SUGAR, SUGAR PREPARATIONS AND HONEY	527	911
07 COFFEE, TEA, COCOA, SPICES	828	1931
08 FEEDING-STUFF FOR ANIMALS	107	882
09 MISCELLANEOUS PREPARATIONS	7764	15792
11 BEVERAGES	8729	7191
12 TOBACCO AND TOBACCO MANUFACTURES	2125	3156
21 HIDES, SKINS AND FUR SKINS, UNRESSED	0	0
22 OIL-SEEDS, OIL NUTS AND OIL KERNELS	2018	857
23 CRUDE RUBBER	352	502
24 WOOD, LUMBER AND CORK	265	29
25 PULP AND WASTE PAPER	0	60
26 TEXTILE FIBRE AND THEIR WASTE	4077	4124
27 CRUDE FERTILIZER AND CRUDE MINERALS	2581	3271
28 METALLIFEROUS ORES AND METAL SCRAP	0	0
29 CRUDE ANIMAL AND VEGETABLE MATERIALS	1985	1352
32 COAL, COKE AND BRIQUETTES	13	11
33 PETROLEUM AND PETROLEUM PRODUCTS	53136	16350
34 GAS, NATURAL AND MANUFACTURED	588	20
35 ELECTRIC ENERGY	0	0
41 ANIMAL OILS AND FATS	1243	2025
42 FIXED VEGETABLE OILS AND FATS	14921	20630
43 ANIMAL AND VEGETABLE OILS AND FATS	763	602
51 CHEMICAL ELEMENTS AND COMPOUNDS	5813	5689
52 MINERAL TAR AND CRUDE CHEMICALS	64	79
53 DYEING, TANNING, COLOURING MATERIALS	3163	4282
54 MEDICINAL AND PHARMACEUTICAL PRODUCTS	12263	17828
55 ESSENTIAL OILS AND PERFUME MATERIALS	12527	7604
56 FERTILIZERS, MANUFACTURED	587	2383
57 EXPLOSIVES AND PYROTECHNIC PRODUCTS	494	229
58 PLASTIC MATERIALS	9592	10168
59 CHEMICAL MATERIALS AND PRODUCTS	8821	9221
61 LEATHER, LEATHER MANUFACTURES	1504	2162
62 RUBBER MANUFACTURES	5866	5745
63 WOOD AND CORK MANUFACTURES	2954	1341
64 PAPER, PAPERBOARD AND MANUFACTURES	4734	6204
65 TEXTILE YARN, FABRICS, MADE-UP ARTICLES	22350	24574
66 NON-METALLIC MANUFACTURES	5474	5565
67 IRON AND STEEL	47101	24657
68 NON-FERROUS METALS	2052	1967
69 MANUFACTURES OF METAL	33390	25150
71 MACHINERY, OTHER THAN ELECTRIC	198775	114607
72 ELECTRICAL MACHINERY, APPARATUS ETC.	40696	28109
73 TRANSPORT EQUIPMENT	171854	94536
81 SANITARY, PLUMBING, HEATING, ETC.	1374	1734
82 FURNITURE	3510	3281
83 TRAVEL GOODS, HANDBAGS, ETC.	62	93
84 CLOTHING	3145	2702
85 FOOTWEAR	7874	7469
86 PROFESSIONAL, SCIENTIFIC INSTRUMENTS	6390	9478
89 MISCELLANEOUS MANUFACTURED ARTICLES	15313	10303
TOTAL	865149	627500

FOREIGN EXCHANGE EXPENDITURE OF CERTAIN INDUSTRIAL COMMODITIES.
(THOUSANDS OF US DOLLARS)

Country BENIN

SITC	YEAR	
	82	83
	VALUE SUM	VALUE SUM
01 MEAT AND MEAT PREPARATION	2778	3317
02 DAIRY PRODUCTS AND EGGS	1978	2091
03 FISH AND FISH PREPARATION	974	83
04 CEREALS AND CEREAL PREPARATIONS	25534	12506
05 FRUIT AND VEGETABLES	10716	8357
06 SUGAR, SUGAR PREPARATIONS AND HONEY	655	896
07 COFFE, TEA, COCOA, SPICES	406	247
08 FEEDING-STUFF FOR ANIMALS	423	361
09 MISCELLANEOUS PREPARATIONS	3551	4242
11 BEVERAGES	24403	9039
12 TOBACCO AND TOBACCO MANUFACTURES	8867	7663
21 HIDES, SKINS AND FUR SKINS, UNDRESSED	0	0
22 OIL-SEEDS, OIL NUTS AND OIL KERNELS	0	0
23 CRUDE RUBBER	46	61
24 WOOD, LUMBER AND CORK	39	14
25 PULP AND WASTE PAPER	0	19
26 TEXTILE FIBRE AND THEIR WASTE	9378	8455
27 CRUDE FERTILIZER AND CRUDE MINERALS	476	350
28 METALLIFEROUS ORES AND METAL SCRAP	38	3
29 CRUDE ANIMAL AND VEGETABLE MATERIALS	89	100
32 COAL, COKE AND BRIQUETTES	4	6
33 PETROLEUM AND PETROLEUM PRODUCTS	57476	17866
34 GAS, NATURAL AND MANUFACTURED	17	39
35 ELECTRIC ENERGY	0	0
41 ANIMAL OILS AND FATS	1	0
42 FIXED VEGETABLE OILS AND FATS	590	730
43 ANIMAL AND VEGETABLE OILS AND FATS	75	26
51 CHEMICAL ELEMENTS AND COMPOUNDS	1865	2086
52 MINERAL TAR AND CRUDE CHEMICALS	13	12
53 DYEING, TANNING, COLOURING MATERIALS	2263	1062
54 MEDICINAL AND PHARMACEUTICAL PRODUCTS	8888	8463
55 ESSENTIAL OILS AND PERFUME MATERIALS	2251	1930
56 FERTILIZERS, MANUFACTURED	1761	1726
57 EXPLOSIVES AND PYROTECHNIC PRODUCTS	152	45
58 PLASTIC MATERIALS	1778	1661
59 CHEMICAL MATERIALS AND PRODUCTS	2972	2320
61 LEATHER, LEATHER MANUFACTURES	317	57
62 RUBBER MANUFACTURES	2210	2989
63 WOOD AND CORK MANUFACTURES	1606	886
64 PAPER, PAPERBOARD AND MANUFACTURES	5483	3060
65 TEXTILE YARN, FABRICS, MADE-UP ARTICLES	239510	114563
66 NON-METALLIC MANUFACTURES	10955	4562
67 IRON AND STEEL	16952	4394
68 NON-FERROUS METALS	480	353
69 MANUFACTURES OF METAL	10475	6800
71 MACHINERY, OTHER THAN ELECTRIC	51023	22554
72 ELECTRICAL MACHINERY, APPARATUS ETC.	19272	17896
73 TRANSPORT EQUIPMENT	68846	17095
81 SANITARY, PLUMBING, HEATING, ETC.	1390	861
82 FURNITURE	1872	1114
83 TRAVEL GOODS, HANDBAGS, ETC.	478	207
84 CLOTHING	32218	17448
85 FOOTWEAR	4562	2148
86 PROFESSIONAL, SCIENTIFIC INSTRUMENTS	3042	2334
89 MISCELLANEOUS MANUFACTURED ARTICLES	21595	16978
TOTAL	671745	332082

FOREIGN EXCHANGE EXPENDITURE OF CERTAIN INDUSTRIAL COMMODITIES.
(THOUSANDS OF US DOLLARS)

Country BURKINA FASO

SITC	YEAR	
	82	83
	VALUE	VALUE
	SUM	SUM
01 MEAT AND MEAT PREPARATION	501	214
02 DAIRY PRODUCTS AND EGGS	12133	8072
03 FISH AND FISH PREPARATION	1752	1568
04 CEREALS AND CEREAL PREPARATIONS	12067	12902
05 FRUIT AND VEGETABLES	4526	3258
06 SUGAR, SUGAR PREPARATIONS AND HONEY	3819	2140
07 COFFE, TEA, COCOA, SPICES	3054	2165
08 FEEDING-STUFF FOR ANIMALS	30	50
09 MISCELLANEOUS PREPARATIONS	4533	3319
11 BEVERAGES	1186	898
12 TOBACCO AND TOBACCO MANUFACTURES	3821	4233
21 HIDES, SKINS AND FUR SKINS, UNRESSED	0	3
22 OIL-SEEDS, OIL NUTS AND OIL KERNELS	1	37
23 CRUDE RUBBER	923	601
24 WOOD, LUMBER AND CORK	1525	589
25 PULP AND WASTE PAPER	0	3
26 TEXTILE FIBRE AND THEIR WASTE	3588	2974
27 CRUDE FERTILIZER AND CRUDE MINERALS	126	124
28 METALLIFEROUS ORES AND METAL SCRAP	4	0
29 CRUDE ANIMAL AND VEGETABLE MATERIALS	212	191
32 COAL, COKE AND BRIQUETTES	1	0
33 PETROLEUM AND PETROLEUM PRODUCTS	46058	31995
34 GAS, NATURAL AND MANUFACTURED	188	183
35 ELECTRIC ENERGY	0	0
41 ANIMAL OILS AND FATS	0	0
42 FIXED VEGETABLE OILS AND FATS	3688	6461
43 ANIMAL AND VEGETABLE OILS AND FATS	2603	968
51 CHEMICAL ELEMENTS AND COMPOUNDS	1824	1032
52 MINERAL TAR AND CRUDE CHEMICALS	5	3
53 DYEING, TANNING, COLOURING MATERIALS	1641	1273
54 MEDICINAL AND PHARMACEUTICAL PRODUCTS	7649	6902
55 ESSENTIAL OILS AND PERFUME MATERIALS	2853	2352
56 FERTILIZERS, MANUFACTURED	7009	9597
57 EXPLOSIVES AND PYROTECHNIC PRODUCTS	271	527
58 PLASTIC MATERIALS	2364	1719
59 CHEMICAL MATERIALS AND PRODUCTS	4815	3555
61 LEATHER, LEATHER MANUFACTURES	70	122
62 RUBBER MANUFACTURES	3092	2458
63 WOOD AND CORK MANUFACTURES	1661	1158
64 PAPER, PAPERBOARD AND MANUFACTURES	4968	3291
65 TEXTILE YARN, FABRICS, MADE-UP ARTICLES	8239	5199
66 NON-METALLIC MANUFACTURES	11570	7511
67 IRON AND STEEL	9464	5986
68 NON-FERROUS METALS	1638	493
69 MANUFACTURES OF METAL	8421	6005
71 MACHINERY, OTHER THAN ELECTRIC	18289	21228
72 ELECTRICAL MACHINERY, APPARATUS ETC.	12241	11918
73 TRANSPORT EQUIPMENT	34571	39733
81 SANITARY, PLUMBING, HEATING, ETC.	821	498
82 FURNITURE	1001	650
83 TRAVEL GOODS, HANDBAGS, ETC.	301	228
84 CLOTHING	532	1190
85 FOOTWEAR	2487	1031
86 PROFESSIONAL, SCIENTIFIC INSTRUMENTS	2375	2346
88 MISCELLANEOUS MANUFACTURED ARTICLES	4755	4378
TOTAL	261248	225462

FOREIGN EXCHANGE EXPENDITURE OF CERTAIN INDUSTRIAL COMMODITIES.
(THOUSANDS OF US DOLLARS)

Country BURUNDI

	YEAR	
	82	83
	VALUE SUM	VALUE SUM
SITC		
01 MEAT AND MEAT PREPARATION	148	96
02 DAIRY PRODUCTS AND EGGS	2611	1279
03 FISH AND FISH PREPARATION	525	343
04 CEREALS AND CEREAL PREPARATIONS	4266	4715
05 FRUIT AND VEGETABLES	116	69
06 SUGAR, SUGAR PREPARATIONS AND HONEY	1393	158
07 COFFEE, TEA, COCOA, SPICES	95	124
08 FEEDING-STUFF FOR ANIMALS	9	12
09 MISCELLANEOUS PREPARATIONS	367	435
11 BEVERAGES	1091	284
12 TOBACCO AND TOBACCO MANUFACTURES	89	7
21 HIDES, SKINS AND FUR SKINS, UNDRESSED	0	0
22 OIL-SEEDS, OIL NUTS AND OIL KERNELS	2	0
23 CRUDE RUBBER	2	5
24 WOOD, LUMBER AND CORK	5	65
25 PULP AND WASTE PAPER	0	0
26 TEXTILE FIBRE AND THEIR WASTE	1948	2155
27 CRUDE FERTILIZER AND CRUDE MINERALS	111	67
28 METALLIFEROUS ORES AND METAL SCRAP	0	0
29 CRUDE ANIMAL AND VEGETABLE MATERIALS	469	202
32 COAL, COKE AND BRIQUETTES	0	2
33 PETROLEUM AND PETROLEUM PRODUCTS	17349	575
34 GAS, NATURAL AND MANUFACTURED	64	0
35 ELECTRIC ENERGY		0
41 ANIMAL OILS AND FATS		652
42 FIXED VEGETABLE OILS AND FATS		313
43 ANIMAL AND VEGETABLE OILS AND FATS		6
51 CHEMICAL ELEMENTS AND COMPOUNDS	1874	1298
52 MINERAL TAR AND CRUDE CHEMICALS	0	0
53 DYEING, TANNING, COLOURING MATERIALS	714	702
54 MEDICINAL AND PHARMACEUTICAL PRODUCTS	2421	3132
55 ESSENTIAL OILS AND PERFUME MATERIALS	1197	748
56 FERTILIZERS, MANUFACTURED	427	588
57 EXPLOSIVES AND PYROTECHNIC PRODUCTS	102	25
58 PLASTIC MATERIALS	1571	961
59 CHEMICAL MATERIALS AND PRODUCTS	876	1180
61 LEATHER, LEATHER MANUFACTURES	91	12
62 RUBBER MANUFACTURES	1743	1562
63 WOOD AND CORK MANUFACTURES	267	635
64 PAPER, PAPERBOARD AND MANUFACTURES	1562	1010
65 TEXTILE YARN, FABRICS, MADE-UP ARTICLES	2294	1285
66 NON-METALLIC MANUFACTURES	1849	727
67 IRON AND STEEL	8005	4475
68 NON-FERROUS METALS	182	167
69 MANUFACTURES OF METAL	6078	5737
71 MACHINERY, OTHER THAN ELECTRIC	12418	16178
72 ELECTRICAL MACHINERY, APPARATUS ETC.	15921	10394
73 TRANSPORT EQUIPMENT	21185	14262
81 SANITARY, PLUMBING, HEATING, ETC.	523	518
82 FURNITURE	1034	543
83 TRAVEL GOODS, HANDBAGS, ETC.	81	22
84 CLOTHING	1643	1553
85 FOOTWEAR	2066	762
86 PROFESSIONAL, SCIENTIFIC INSTRUMENTS	2319	1901
89 MISCELLANEOUS MANUFACTURED ARTICLES	3098	2512
TOTAL	124300	84453

FOREIGN EXCHANGE EXPENDITURE OF CERTAIN INDUSTRIAL COMMODITIES.
(THOUSANDS OF US DOLLARS)

Country CAMEROON

SITC	YEAR	
	82	83
	VALUE SUM	VALUE SUM
01 MEAT AND MEAT PREPARATION	4973	6869
02 DAIRY PRODUCTS AND EGGS	12043	8936
03 FISH AND FISH PREPARATION	19081	5557
04 CEREALS AND CEREAL PREPARATIONS	145869	109596
05 FRUIT AND VEGETABLES	10730	11882
06 SUGAR, SUGAR PREPARATIONS AND HONEY	841	787
07 COFFE, TEA, COCOA, SPICES	1522	826
08 FEEDING-STUFF FOR ANIMALS	2300	2217
09 MISCELLANEOUS PREPARATIONS	13654	15853
11 BEVERAGES	34253	24849
12 TOBACCO AND TOBACCO MANUFACTURES	4877	5453
21 HIDES, SKINS AND FUR SKINS, UNRESSED	0	0
22 OIL-SEEDS, OIL NUTS AND OIL KERNELS	315	1
23 CRUDE RUBBER	362	358
24 WOOD, LUMBER AND CORK	1	5
25 PULP AND WASTE PAPER	107	58
26 TEXTILE FIBRE AND THEIR WASTE	1674	2217
27 CRUDE FERTILIZER AND CRUDE MINERALS	5173	2104
28 METALLIFEROUS ORES AND METAL SCRAP	7	117
29 CRUDE ANIMAL AND VEGETABLE MATERIALS	2049	1664
32 COAL, COKE AND BRIQUETTES	30	27
33 PETROLEUM AND PETROLEUM PRODUCTS	25582	23296
34 GAS, NATURAL AND MANUFACTURED	181	230
35 ELECTRIC ENERGY	0	0
41 ANIMAL OILS AND FATS	1015	2490
42 FIXED VEGETABLE OILS AND FATS	3939	4725
43 ANIMAL AND VEGETABLE OILS AND FATS	601	375
51 CHEMICAL ELEMENTS AND COMPOUNDS	21747	21633
52 MINERAL TAR AND CRUDE CHEMICALS	302	1779
53 DYEING, TANNING, COLOURING MATERIALS	5949	5161
54 MEDICINAL AND PHARMACEUTICAL PRODUCTS	35554	38922
55 ESSENTIAL OILS AND PERFUME MATERIALS	8513	9152
56 FERTILIZERS, MANUFACTURED	10102	12278
57 EXPLOSIVES AND PYROTECHNIC PRODUCTS	2191	2091
58 PLASTIC MATERIALS	22556	22558
59 CHEMICAL MATERIALS AND PRODUCTS	34066	26354
61 LEATHER, LEATHER MANUFACTURES	1551	782
62 RUBBER MANUFACTURES	18455	15208
63 WOOD AND CORK MANUFACTURES	1788	1195
64 PAPER, PAPERBOARD AND MANUFACTURES	25455	20828
65 TEXTILE YARN, FABRICS, MADE-UP ARTICLES	53142	32894
66 NON-METALLIC MANUFACTURES	33314	27728
67 IRON AND STEEL	66641	41962
68 NON-FERROUS METALS	4494	6241
69 MANUFACTURES OF METAL	81841	73360
71 MACHINERY, OTHER THAN ELECTRIC	195556	191096
72 ELECTRICAL MACHINERY, APPARATUS ETC.	9488	84769
73 TRANSPORT EQUIPMENT	201679	182695
81 SANITARY, PLUMBING, HEATING, ETC.	7314	6764
82 FURNITURE	14841	9777
83 TRAVEL GOODS, HANDBAGS, ETC.	1147	808
84 CLOTHING	17486	15433
85 FOOTWEAR	12174	12274
86 PROFESSIONAL, SCIENTIFIC INSTRUMENTS	20469	18140
89 MISCELLANEOUS MANUFACTURED ARTICLES	32915	32046
TOTAL	1113848	1144022

FOREIGN EXCHANGE EXPENDITURE OF CERTAIN INDUSTRIAL COMMODITIES.
(THOUSANDS OF US DOLLARS)

Country CAPE VERDE

SITC	YEAR	
	82	83
	VALUE SUM	VALUE SUM
01 MEAT AND MEAT PREPARATION	217	632
02 DAIRY PRODUCTS AND EGGS	1743	3353
03 FISH AND FISH PREPARATION	71	69
04 CEREALS AND CEREAL PREPARATIONS	8189	6096
05 FRUIT AND VEGETABLES	866	1700
06 SUGAR, SUGAR PREPARATIONS AND HONEY	1687	2127
07 COFFE, TEA, COCOA, SPICES	176	262
08 FEEDING-STUFF FOR ANIMALS	526	160
09 MISCELLANEOUS PREPARATIONS	1647	2747
11 BEVERAGES	2298	2677
12 TOBACCO AND TOBACCO MANUFACTURES	364	415
21 HIDES, SKINS AND FUR SKINS, UNRESSED	0	0
22 OIL-SEEDS, OIL NUTS AND OIL KERNELS	0	0
23 CRUDE RUBBER	1	3
24 WOOD, LUMBER AND CORK	630	519
25 PULP AND WASTE PAPER	0	0
26 TEXTILE FIBRE AND THEIR WASTE	21	31
27 CRUDE FERTILIZER AND CRUDE MINERALS	31	14
28 METALLIFEROUS ORES AND METAL SCRAP	9	0
29 CRUDE ANIMAL AND VEGETABLE MATERIALS	8	12
32 COAL, COKE AND BRIQUETTES	0	0
33 PETROLEUM AND PETROLEUM PRODUCTS	4902	8726
34 GAS, NATURAL AND MANUFACTURED	791	693
35 ELECTRIC ENERGY	0	0
41 ANIMAL OILS AND FATS	1	1
42 FIXED VEGETABLE OILS AND FATS	1704	3111
43 ANIMAL AND VEGETABLE OILS AND FATS	1	0
51 CHEMICAL ELEMENTS AND COMPOUNDS	176	194
52 MINERAL TAR AND CRUDE CHEMICALS	5	6
53 DYEING, TANNING, COLOURING MATERIALS	509	828
54 MEDICINAL AND PHARMACEUTICAL PRODUCTS	1011	495
55 ESSENTIAL OILS AND PERFUME MATERIALS	925	822
56 FERTILIZERS, MANUFACTURED	35	0
57 EXPLOSIVES AND PYROTECHNIC PRODUCTS	267	2
58 PLASTIC MATERIALS	472	463
59 CHEMICAL MATERIALS AND PRODUCTS	448	277
61 LEATHER, LEATHER MANUFACTURES	223	122
62 RUBBER MANUFACTURES	609	601
63 WOOD AND CORK MANUFACTURES	236	176
64 PAPER, PAPERBOARD AND MANUFACTURES	749	764
65 TEXTILE YARN, FABRICS, MADE-UP ARTICLES	1706	1470
68 NON-METALLIC MANUFACTURES	2498	2318
67 IRON AND STEEL	2024	1457
68 NON-FERROUS METALS	157	136
69 MANUFACTURES OF METAL	1957	3832
71 MACHINERY, OTHER THAN ELECTRIC	4844	7068
72 ELECTRICAL MACHINERY, APPARATUS ETC.	3688	6767
73 TRANSPORT EQUIPMENT	3959	6296
81 SANITARY, PLUMBING, HEATING, ETC.	307	292
82 FURNITURE	328	751
83 TRAVEL GOODS, HANDBAGS, ETC.	34	23
84 CLOTHING	410	398
85 FOOTWEAR	70	213
86 PROFESSIONAL, SCIENTIFIC INSTRUMENTS	572	741
89 MISCELLANEOUS MANUFACTURED ARTICLES	1164	1344
TOTAL	55566	71201

FOREIGN EXCHANGE EXPENDITURE OF CERTAIN INDUSTRIAL COMMODITIES.
(THOUSANDS OF US DOLLARS)

Country CENTRAL AFRICAN REP.

SITC	YEAR	
	82	83
	VALUE SUM	VALUE SUM
01 MEAT AND MEAT PREPARATION	249	200
02 DAIRY PRODUCTS AND EGGS	1247	1179
03 FISH AND FISH PREPARATION	350	147
04 CEREALS AND CEREAL PREPARATIONS	3606	4213
05 FRUIT AND VEGETABLES	414	393
06 SUGAR, SUGAR PREPARATIONS AND HONEY	1127	290
07 COFFE, TEA, COCOA, SPICES	114	57
08 FEEDING-STUFF FOR ANIMALS	48	32
09 MISCELLANEOUS REPARATIONS	510	522
11 BEVERAGES	2142	1406
12 TOBACCO AND TOBACCO MANUFACTURES	755	594
21 HIDES, SKINS AND FUR SKINS, UNRESSED	0	0
22 OIL-SEEDS, OIL NUTS AND OIL KERNELS	62	0
23 CRUDE RUBBER	2	3
24 WOOD, LUMBER AND CORK	0	1
25 PULP AND WASTE PAPER	0	0
26 TEXTILE FIBRE AND THEIR WASTE	367	717
27 CRUDE FERTILIZER AND CRUDE MINERALS	48	52
28 METALLIFEROUS ORES AND METAL SCRAP	0	0
29 CRUDE ANIMAL AND VEGETABLE MATERIALS	160	111
32 COAL, COKE AND BRIQUETTES	0	0
33 PETROLEUM AND PETROLEUM PRODUCTS	485	131
34 GAS, NATURAL AND MANUFACTURED	46	106
35 ELECTRIC ENERGY	0	0
41 ANIMAL OILS AND FATS	2	0
42 FIXED VEGETABLE OILS AND FATS	76	83
43 ANIMAL AND VEGETABLE OILS AND FATS	9	6
51 CHEMICAL ELEMENTS AND COMPOUNDS	356	468
52 MINERAL TAR AND CRUDE CHEMICALS	5	2
53 DYEING, TANNING, COLOURING MATERIALS	158	82
54 MEDICINAL AND PHARMACEUTICAL PRODUCTS	3330	3070
55 ESSENTIAL OILS AND PERFUME MATERIALS	3254	562
56 FERTILIZERS, MANUFACTURED	470	80
57 EXPLOSIVES AND PYROTECHNIC PRODUCTS	6	5
58 PLASTIC MATERIALS	932	814
59 CHEMICAL MATERIALS AND PRODUCTS	1197	805
61 LEATHER, LEATHER MANUFACTURES	58	11
62 RUBBER MANUFACTURES	1358	1270
63 WOOD AND CORK MANUFACTURES	41	22
64 PAPER, PAPERBOARD AND MANUFACTURES	2158	1631
65 TEXTILE YARN, FABRICS, MADE-UP ARTICLES	5331	1816
66 NON-METALLIC MANUFACTURES	756	848
67 IRON AND STEEL	970	644
68 NON-FERROUS METALS	1547	87
69 MANUFACTURES OF METAL	4137	2542
71 MACHINERY, OTHER THAN ELECTRIC	9584	8344
72 ELECTRICAL MACHINERY, APPARATUS ETC.	6584	4692
73 TRANSPORT EQUIPMENT	12204	11045
81 SANITARY, PLUMBING, HEATING, ETC.	258	186
82 FURNITURE	273	211
83 TRAVEL GOODS, HANDBAGS, ETC.	240	37
84 CLOTHING	1914	1543
85 FOOTWEAR	990	519
86 PROFESSIONAL, SCIENTIFIC INSTRUMENTS	919	1027
89 MISCELLANEOUS MANUFACTURED ARTICLES	2652	1947
TOTAL	73508	54551

- 14 -

FOREIGN EXCHANGE EXPENDITURE OF CERTAIN INDUSTRIAL COMMODITIES.
(THOUSANDS OF US DOLLARS)

Country CHAD

	YEAR	
	82	83
	VALUE	VALUE
	SUM	SUM
SITC		
01 MEAT AND MEAT PREPARATION	552	76
02 DAIRY PRODUCTS AND EGGS	2474	567
03 FISH AND FISH PREPARATION	564	1082
04 CEREALS AND CEREAL PREPARATIONS	8058	4095
05 FRUIT AND VEGETABLES	43	46
06 SUGAR, SUGAR PREPARATIONS AND HONEY	391	59
07 COFFE, TEA, COCOA, SPICES	662	12
08 FEEDING-STUFF FOR ANIMALS	0	10
09 MISCELLANEOUS PREPARATIONS	131	440
11 BEVERAGES	305	448
12 TOBACCO AND TOBACCO MANUFACTURES	522	268
21 HIDES, SKINS AND FUR SKINS, UNRESSED	3	0
22 OIL-SEEDS, OIL NUTS AND OIL KERNELS	1	0
23 CRUDE RUBBER	1	0
24 WOOD, LUMBER AND CORK	35	7
25 PULP AND WASTE PAPER	0	5
26 TEXTILE FIBRE AND THEIR WASTE	306	469
27 CRUDE FERTILIZER AND CRUDE MINERALS	240	22
28 METALLIFEROUS ORES AND METAL SCRAP	9	0
29 CRUDE ANIMAL AND VEGETABLE MATERIALS	211	48
32 COAL, COKE AND BRIQUETTES	1	0
33 PETROLEUM AND PETROLEUM PRODUCTS	604	579
34 GAS, NATURAL AND MANUFACTURED	1	0
35 ELECTRIC ENERGY	0	0
41 ANIMAL OILS AND FATS	0	0
42 FIXED VEGETABLE OILS AND FATS	371	359
43 ANIMAL AND VEGETABLE OILS AND FATS	229	1
51 CHEMICAL ELEMENTS AND COMPOUNDS	487	340
52 MINERAL TAR AND CRUDE CHEMICALS	1	0
53 DYEING, TANNING, COLOURING MATERIALS	540	228
54 MEDICINAL AND PHARMACEUTICAL PRODUCTS	1722	2708
55 ESSENTIAL OILS AND PERFUME MATERIALS	2833	114
56 FERTILIZERS, MANUFACTURED	1765	2928
57 EXPLOSIVES AND PYROTECHNIC PRODUCTS	6	12
58 PLASTIC MATERIALS	260	422
59 CHEMICAL MATERIALS AND PRODUCTS	3170	2292
61 LEATHER, LEATHER MANUFACTURES	27	18
62 RUBBER MANUFACTURES	239	541
63 WOOD AND CORK MANUFACTURES	104	7
64 PAPER, PAPERBOARD AND MANUFACTURES	1060	1179
65 TEXTILE YARN, FABRICS, MADE-UP ARTICLES	9880	1165
66 NON-METALLIC MANUFACTURES	595	773
67 IRON AND STEEL	329	562
68 NON-FERROUS METALS	134	33
69 MANUFACTURES OF METAL	1226	1048
71 MACHINERY, OTHER THAN ELECTRIC	4591	3907
72 ELECTRICAL MACHINERY, APPARATUS ETC.	2338	3302
73 TRANSPORT EQUIPMENT	7464	14583
81 SANITARY, PLUMBING, HEATING, ETC.	80	73
82 FURNITURE	675	481
83 TRAVEL GOODS, HANDBAGS, ETC.	10	160
84 CLOTHING	198	187
85 FOOTWEAR	78	105
86 PROFESSIONAL, SCIENTIFIC INSTRUMENTS	704	721
89 MISCELLANEOUS MANUFACTURED ARTICLES	1318	2032
TOTAL	57478	48482

FOREIGN EXCHANGE EXPENDITURE OF CERTAIN INDUSTRIAL COMMODITIES.
(THOUSANDS OF US DOLLARS)

Country COMOROS

SITC	YEAR	
	82	83
	VALUE SUM	VALUE SUM
01 MEAT AND MEAT PREPARATION	547	236
02 DAIRY PRODUCTS AND EGGS	2635	566
03 FISH AND FISH PREPARATION	339	318
04 CEREALS AND CEREAL PREPARATIONS	4676	6701
05 FRUIT AND VEGETABLES	342	393
06 SUGAR, SUGAR PREPARATIONS AND HONEY	516	84
07 COFFE, TEA, COCOA, SPICES	90	74
08 FEEDING-STUFF FOR ANIMALS	43	39
09 MISCELLANEOUS PREPARATIONS	309	188
11 BEVERAGES	425	533
12 TOBACCO AND TOBACCO MANUFACTURES	483	500
21 HIDES, SKINS AND FUR SKINS, UNRESSED	0	0
22 OIL-SEEDS, OIL NUTS AND OIL KERNELS	0	0
23 CRUDE RUBBER	58	47
24 WOOD, LUMBER AND CORK	181	102
25 PULP AND WASTE PAPER	0	0
26 TEXTILE FIBRE AND THEIR WASTE	144	135
27 CRUDE FERTILIZER AND CRUDE MINERALS	55	18
28 METALLIFEROUS ORES AND METAL SCRAP	0	0
29 CRUDE ANIMAL AND VEGETABLE MATERIALS	5	73
32 COAL, COKE AND BRIQUETTES	0	0
33 PETROLEUM AND PETROLEUM PRODUCTS	2296	1143
34 GAS, NATURAL AND MANUFACTURED	01	107
35 ELECTRIC ENERGY	0	0
41 ANIMAL OILS AND FATS	7	0
42 FIXED VEGETABLE OILS AND FATS	206	288
43 ANIMAL AND VEGETABLE OILS AND FATS	10	14
51 CHEMICAL ELEMENTS AND COMPOUNDS	408	115
52 MINERAL TAR AND CRUDE CHEMICALS	25	3
53 DYEING, TANNING, COLOURING MATERIALS	454	360
54 MEDICINAL AND PHARMACEUTICAL PRODUCTS	911	814
55 ESSENTIAL OILS AND PERFUME MATERIALS	697	735
56 FERTILIZERS, MANUFACTURED	73	1
57 EXPLOSIVES AND PYROTECHNIC PRODUCTS	20	11
58 PLASTIC MATERIALS	146	235
59 CHEMICAL MATERIALS AND PRODUCTS	1123	1060
61 LEATHER, LEATHER MANUFACTURES	49	11
62 RUBBER MANUFACTURES	454	763
63 WOOD AND CORK MANUFACTURES	118	76
64 PAPER, PAPERBOARD AND MANUFACTURES	530	462
65 TEXTILE YARN, FABRICS, MADE-UP ARTICLES	1042	1444
66 NON-METALLIC MANUFACTURES	1427	960
67 IRON AND STEEL	785	1292
68 NON-FERROUS METALS	43	40
69 MANUFACTURES OF METAL	1270	1727
71 MACHINERY, OTHER THAN ELECTRIC	4322	5159
72 ELECTRICAL MACHINERY, APPARATUS ETC.	2772	3234
73 TRANSPORT EQUIPMENT	5238	6084
81 SANITARY, PLUMBING, HEATING, ETC.	180	273
82 FURNITURE	471	645
83 TRAVEL GOODS, HANDBAGS, ETC.	50	36
84 CLOTHING	364	303
85 FOOTWEAR	412	598
86 PROFESSIONAL, SCIENTIFIC INSTRUMENTS	532	368
89 MISCELLANEOUS MANUFACTURED ARTICLES	1215	1358
TOTAL	38599	39724

FOREIGN EXCHANGE EXPENDITURE OF CERTAIN INDUSTRIAL COMMODITIES.
(THOUSANDS OF US DOLLARS)

Country CONGO

SITC	YEAR	
	82	83
	VALUE SUM	VALUE SUM
01 MEAT AND MEAT PREPARATION	11518	7244
02 DAIRY PRODUCTS AND EGGS	5585	6507
03 FISH AND FISH PREPARATION	14812	7590
04 CEREALS AND CEREAL PREPARATIONS	21227	15466
05 FRUIT AND VEGETABLES	3648	2584
06 SUGAR, SUGAR PREPARATIONS AND HONEY	5638	4264
07 COFFE, TEA, COCOA, SPICES	1069	734
08 FEEDING-STUFF FOR ANIMALS	1267	1697
09 MISCELLANEOUS PREPARATIONS	4176	3489
11 BEVERAGES	6864	6539
12 TOBACCO AND TOBACCO MANUFACTURES	1820	854
21 HIDES, SKINS AND FUR SKINS, UNDRRESSED	0	0
22 OIL-SEEDS, OIL NUTS AND OIL KERNELS	0	0
23 CRUDE RUBBER	23	17
24 WOOD, LUMBER AND CORK	33	6
25 PULP AND WASTE PAPER	18	61
26 TEXTILE FIBRE AND THEIR WASTE	1265	1180
27 CRUDE FERTILIZER AND CRUDE MINERALS	1726	850
28 METALLIFEROUS ORES AND METAL SCRAP	1	2
29 CRUDE ANIMAL AND VEGETABLE MATERIALS	744	373
32 COAL, COKE AND BRIQUETTES	50	1
33 PETROLEUM AND PETROLEUM PRODUCTS	60044	10115
34 GAS, NATURAL AND MANUFACTURED	402	440
35 ELECTRIC ENERGY	0	0
41 ANIMAL OILS AND FATS	4	1
42 FIXED VEGETABLE OILS AND FATS	3362	3960
43 ANIMAL AND VEGETABLE OILS AND FATS	375	99
51 CHEMICAL ELEMENTS AND COMPOUNDS	4332	3566
52 MINERAL TAR AND CRUDE CHEMICALS	429	195
53 DYEING, TANNING, COLOURING MATERIALS	223	2830
54 MEDICINAL AND PHARMACEUTICAL PRODUCTS	16380	16456
55 ESSENTIAL OILS AND PERFUME MATERIALS	6236	4551
56 FERTILIZERS, MANUFACTURED	536	986
57 EXPLOSIVES AND PYROTECHNIC PRODUCTS	2506	2127
58 PLASTIC MATERIALS	5887	5087
59 CHEMICAL MATERIALS AND PRODUCTS	5766	4794
61 LEATHER, LEATHER MANUFACTURES	479	161
62 RUBBER MANUFACTURES	4723	4557
63 WOOD AND CORK MANUFACTURES	2320	1260
64 PAPER, PAPERBOARD AND MANUFACTURES	9511	6360
65 TEXTILE YARN, FABRICS, MADE-UP ARTICLES	17637	7459
66 NON-METALLIC MANUFACTURES	9911	7320
67 IRON AND STEEL	44022	30249
68 NON-FERROUS METALS	5364	907
69 MANUFACTURES OF METAL	61399	34639
71 MACHINERY, OTHER THAN ELECTRIC	226878	115629
72 ELECTRICAL MACHINERY, APPARATUS ETC.	72752	49340
73 TRANSPORT EQUIPMENT	131022	94812
81 SANITARY, PLUMBING, HEATING, ETC.	1947	2023
82 FURNITURE	4358	5538
83 TRAVEL GOODS, HANDBAGS, ETC.	895	513
84 CLOTHING	10043	9363
85 FOOTWEAR	3699	2977
86 PROFESSIONAL, SCIENTIFIC INSTRUMENTS	10202	8958
89 MISCELLANEOUS MANUFACTURED ARTICLES	12171	11300
TOTAL	821288	508038

- 17 -

FOREIGN EXCHANGE EXPENDITURE OF CERTAIN INDUSTRIAL COMMODITIES.
(THOUSANDS OF US DOLLARS)

Country EGYPT

SITC	YEAR	
	82	83
	VALUE SUM	VALUE SUM
01 MEAT AND MEAT PREPARATION	201864	159631
02 DAIRY PRODUCTS AND EGGS	154255	168719
03 FISH AND FISH PREPARATION	36797	35766
04 CEREALS AND CEREAL PREPARATIONS	1081402	948165
05 FRUIT AND VEGETABLES	70366	58613
06 SUGAR, SUGAR PREPARATIONS AND HONEY	112870	56664
07 COFFEE, TEA, COCOA, SPICES	80846	44431
08 FEEDING-STUFF FOR ANIMALS	59359	91248
09 MISCELLANEOUS PREPARATIONS	47651	61240
11 BEVERAGES	8727	7187
12 TOBACCO AND TOBACCO MANUFACTURES	134164	139413
21 HIDES, SKINS AND FUR SKINS, UNDRESSED	492	151
22 OIL-SEEDS, OIL NUTS AND OIL KERNELS	13012	10655
23 CRUDE RUBBER	19151	11148
24 WOOD, LUMBER AND CORK	183709	208449
25 PULP AND WASTE PAPER	9549	10679
26 TEXTILE FIBRE AND THEIR WASTE	57762	63604
27 CRUDE FERTILIZER AND CRUDE MINERALS	24558	31245
28 METALLIFEROUS ORES AND METAL SCRAP	1380	1439
29 CRUDE ANIMAL AND VEGETABLE MATERIALS	8555	7519
32 COAL, COKE AND BRIQUETTES	52888	24895
33 PETROLEUM AND PETROLEUM PRODUCTS	263299	238535
34 GAS, NATURAL AND MANUFACTURED	19672	17504
35 ELECTRIC ENERGY	0	0
41 ANIMAL OILS AND FATS	82868	98770
42 FIXED VEGETABLE OILS AND FATS	179883	133081
43 ANIMAL AND VEGETABLE OILS AND FATS	6796	7648
51 CHEMICAL ELEMENTS AND COMPOUNDS	140666	117050
52 MINERAL TAR AND CRUDE CHEMICALS	331	406
53 DYEING, TANNING, COLOURING MATERIALS	51732	50921
54 MEDICINAL AND PHARMACEUTICAL PRODUCTS	124765	121239
55 ESSENTIAL OILS AND PERFUME MATERIALS	48836	47314
56 FERTILIZERS, MANUFACTURED	6735	10193
57 EXPLOSIVES AND PYROTECHNIC PRODUCTS	11876	14464
58 PLASTIC MATERIALS	151388	182267
59 CHEMICAL MATERIALS AND PRODUCTS	147847	134937
61 LEATHER, LEATHER MANUFACTURES	4908	6467
62 RUBBER MANUFACTURES	58776	68593
63 WOOD AND CORK MANUFACTURES	28126	38285
64 PAPER, PAPERBOARD AND MANUFACTURES	157792	137318
65 TEXTILE YARN, FABRICS, MADE-UP ARTICLES	119499	95205
66 NON-METALLIC MANUFACTURES	264129	254758
67 IRON AND STEEL	488731	376648
68 NON-FERROUS METALS	60977	64851
69 MANUFACTURES OF METAL	286736	262473
71 MACHINERY, OTHER THAN ELECTRIC	1940831	1872953
72 ELECTRICAL MACHINERY, APPARATUS ETC.	950153	1067087
73 TRANSPORT EQUIPMENT	1560635	1328271
81 SANITARY, PLUMBING, HEATING, ETC.	20222	20612
82 FURNITURE	35394	31169
83 TRAVEL GOODS, HANDBAGS, ETC.	1132	740
84 CLOTHING	39730	32200
85 FOOTWEAR	2047	2548
86 PROFESSIONAL, SCIENTIFIC INSTRUMENTS	137195	146499
89 MISCELLANEOUS MANUFACTURED ARTICLES	135050	137752
TOTAL	9887013	9259623

FOREIGN EXCHANGE EXPENDITURE OF CERTAIN INDUSTRIAL COMMODITIES.
(THOUSANDS OF US DOLLARS)

Country ETHIOPIA

SITC	YEAR	
	82	83
	VALUE SUM	VALUE SUM
01 MEAT AND MEAT PREPARATION	67	49
02 DAIRY PRODUCTS AND EGGS	12546	13004
03 FISH AND FISH PREPARATION	213	39
04 CEREALS AND CEREAL PREPARATIONS	53482	56273
05 FRUIT AND VEGETABLES	1274	777
06 SUGAR, SUGAR PREPARATIONS AND HONEY	109	410
07 COFFE, TEA, COCOA, SPICES	3077	348
08 FEEDING-STUFF FOR ANIMALS	315	6800
09 MISCELLANEOUS PREPARATIONS	4706	5334
11 BEVERAGES	688	1008
12 TOBACCO AND TOBACCO MANUFACTURES	9387	5151
21 HIDES, SKINS AND FUR SKINS, UNRESSED	1	0
22 OIL-SEEDS, OIL NUTS AND OIL KERNELS	0	266
23 CRUDE RUBBER	3270	1699
24 WOOD, LUMBER AND CORK	48	282
25 PULP AND WASTE PAPER	3944	2106
26 TEXTILE FIBRE AND THEIR WASTE	5112	7954
27 CRUDE FERTILIZER AND CRUDE MINERALS	680	545
28 METAL FERROUS ORES AND METAL SCRAP	27	15
29 CRUDE ANIMAL AND VEGETABLE MATERIALS	455	525
32 COAL, COKE AND BRIQUETTES	16	0
33 PETROLEUM AND PETROLEUM PRODUCTS	40373	34379
34 GAS, NATURAL AND MANUFACTURED	0	1
35 ELECTRIC ENERGY	0	0
41 ANIMAL OILS AND FATS	12	0
42 FIXED VEGETABLE OILS AND FATS	4731	8115
43 ANIMAL AND VEGETABLE OILS AND FATS	2966	1545
51 CHEMICAL ELEMENTS AND COMPOUNDS	7568	6655
52 MINERAL TAR AND CRUDE CHEMICALS	8	0
53 DYEING, TANNING, COLOURING MATERIALS	5372	5645
54 MEDICINAL AND PHARMACEUTICAL PRODUCTS	13273	18236
55 ESSENTIAL OILS AND PERFUME MATERIALS	3335	4136
56 FERTILIZERS, MANUFACTURED	8461	5586
57 EXPLOSIVES AND PYROTECHNIC PRODUCTS	587	475
58 PLASTIC MATERIALS	8549	8611
59 CHEMICAL MATERIALS AND PRODUCTS	10727	10825
61 LEATHER, LEATHER MANUFACTURES	1314	956
62 RUBBER MANUFACTURES	8144	12033
63 WOOD AND CORK MANUFACTURES	1089	2524
64 PAPER, PAPERBOARD AND MANUFACTURES	5911	6253
65 TEXTILE YARN, FABRICS, MADE-UP ARTICLES	11206	9766
66 NON-METALLIC MANUFACTURES	4393	5016
67 IRON AND STEEL	18997	23305
68 NON-FERROUS METALS	3385	3598
69 MANUFACTURES OF METAL	17732	28195
71 MACHINERY, OTHER THAN ELECTRIC	75115	78730
72 ELECTRICAL MACHINERY, APPARATUS ETC.	31096	45964
73 TRANSPORT EQUIPMENT	82607	103128
81 SANITARY, PLUMBING, HEATING, ETC.	578	1619
82 FURNITURE	1008	1984
83 TRAVEL GOODS, HANDBAGS, ETC.	124	45
84 CLOTHING	3750	1660
85 FOOTWEAR	422	283
86 PROFESSIONAL, SCIENTIFIC INSTRUMENTS	6284	6798
89 MISCELLANEOUS MANUFACTURED ARTICLES	7519	8318
TOTAL	486351	546964

FOREIGN EXCHANGE EXPENDITURE OF CERTAIN INDUSTRIAL COMMODITIES.
(THOUSANDS OF US DOLLARS)

Country GABON

	YEAR	
	82	83
	VALUE SUM	VALUE SUM
SITC		
01 MEAT AND MEAT PREPARATION	24552	19351
02 DAIRY PRODUCTS AND EGGS	7478	6346
03 FISH AND FISH PREPARATION	6017	3505
04 CEREALS AND CEREAL PREPARATIONS	16027	17314
05 FRUIT AND VEGETABLES	7250	6687
06 SUGAR, SUGAR PREPARATIONS AND HONEY	813	263
07 COFFE, TEA, COCOA, SPICES	2016	2203
08 FEEDING-STUFF FOR ANIMALS	2177	1731
09 MISCELLANEOUS PREPARATIONS	4783	4304
11 BEVERAGES	18617	13406
12 TOBACCO AND TOBACCO MANUFACTURES	1137	1187
21 HIDES, SKINS AND FUR SKINS, UNRESSED	0	0
22 OIL-SEEDS, OIL NUTS AND OIL KERNELS	38	3
23 CRUDE RUBBER	45	7
24 WOOD, LUMBER AND CORK	28	143
25 PULP AND WASTE PAPER	6	0
26 TEXTILE FIBRE AND THEIR WASTE	1537	1830
27 CRUDE FERTILIZER AND CRUDE MINERALS	3515	2616
28 METALLIFEROUS ORES AND METAL SCRAP	13	2
29 CRUDE ANIMAL AND VEGETABLE MATERIALS	1005	548
32 COAL, COKE AND BRIQUETTES	32	18
33 PETROLEUM AND PETROLEUM PRODUCTS	5729	7625
34 GAS, NATURAL AND MANUFACTURED	54	17
35 ELECTRIC ENERGY	0	0
41 ANIMAL OILS AND FATS	32	23
42 FIXED VEGETABLE OILS AND FATS	3443	3054
43 ANIMAL AND VEGETABLE OILS AND FATS	6	15
51 CHEMICAL ELEMENTS AND COMPOUNDS	3972	3098
52 MINERAL TAR AND CRUDE CHEMICALS	528	72
53 DYEING, TANNING, COLOURING MATERIALS	2262	2370
54 MEDICINAL AND PHARMACEUTICAL PRODUCTS	11920	12553
55 ESSENTIAL OILS AND PERFUME MATERIALS	10818	6578
56 FERTILIZERS, MANUFACTURED	323	550
57 EXPLOSIVES AND PYROTECHNIC PRODUCTS	2424	768
58 PLASTIC MATERIALS	8900	7141
59 CHEMICAL MATERIALS AND PRODUCTS	8249	7407
61 LEATHER, LEATHER MANUFACTURES	94	107
62 RUBBER MANUFACTURES	10041	9333
63 WOOD AND CORK MANUFACTURES	2507	2055
64 PAPER, PAPERBOARD AND MANUFACTURES	9065	7713
65 TEXTILE YARN, FABRICS, MADE-UP ARTICLES	11189	10299
66 NON-METALLIC MANUFACTURES	9534	8088
67 IRON AND STEEL	51434	25061
68 NON-FERROUS METALS	6431	1049
69 MANUFACTURES OF METAL	34342	35563
71 MACHINERY, OTHER THAN ELECTRIC	108546	107390
72 ELECTRICAL MACHINERY, APPARATUS ETC.	51631	45026
73 TRANSPORT EQUIPMENT	154821	146151
81 SANITARY, PLUMBING, HEATING, ETC.	2386	2470
82 FURNITURE	8745	8839
83 TRAVEL GOODS, HANDBAGS, ETC.	1364	765
84 CLOTHING	11227	10711
85 FOOTWEAR	8003	4666
86 PROFESSIONAL, SCIENTIFIC INSTRUMENTS	12014	10874
89 MISCELLANEOUS MANUFACTURED ARTICLES	26452	19647
TOTAL	671459	586419

FOREIGN EXCHANGE EXPENDITURE OF CERTAIN INDUSTRIAL COMMODITIES.
(THOUSANDS OF US DOLLARS)

Country GAMBIA

SITC	YEAR	
	82	83
	VALUE SUM	VALUE SUM
01 MEAT AND MEAT PREPARATION	189	339
02 DAIRY PRODUCTS AND EGGS	1437	2000
03 FISH AND FISH PREPARATION	154	850
04 CEREALS AND CEREAL PREPARATIONS	5359	2774
05 FRUIT AND VEGETABLES	2772	2724
06 SUGAR, SUGAR PREPARATIONS AND HONEY	7537	9125
07 COFFE, TEA, COCOA, SPICES	331	222
08 FEEDING-STUFF FOR ANIMALS	24	4
09 MISCELLANEOUS PREPARATIONS	1076	841
11 BEVERAGES	692	758
12 TOBACCO AND TOBACCO MANUFACTURES	506	491
21 HIDES, SKINS AND FUR SKINS, UNDRESSED	0	0
22 OIL-SEEDS, OIL NUTS AND OIL KERNELS	0	0
23 CRUDE RUBBER	0	3
24 WOOD, LUMBER AND CORK	45	84
25 PULP AND WASTE PAPER	0	0
26 TEXTILE FIBRE AND THEIR WASTE	1322	728
27 CRUDE FERTILIZER AND CRUDE MINERALS	123	57
28 METALLIFEROUS ORES AND METAL SCRAP	0	0
29 CRUDE ANIMAL AND VEGETABLE MATERIALS	22	17
32 COAL, COKE AND BRIQUETTES	0	0
33 PETROLEUM AND PETROLEUM PRODUCTS	4893	5431
34 GAS, NATURAL AND MANUFACTURED	0	0
35 ELECTRIC ENERGY	0	0
41 ANIMAL OILS AND FATS	7	31
42 FIXED VEGETABLE OILS AND FATS	294	414
43 ANIMAL AND VEGETABLE OILS AND FATS	357	290
51 CHEMICAL ELEMENTS AND COMPOUNDS	256	200
52 MINERAL TAR AND CRUDE CHEMICALS	7	9
53 DYEING, TANNING, COLOURING MATERIALS	783	902
54 MEDICINAL AND PHARMACEUTICAL PRODUCTS	1765	1200
55 ESSENTIAL OILS AND PERFUME MATERIALS	807	652
56 FERTILIZERS, MANUFACTURED	149	834
57 EXPLOSIVES AND PYROTECHNIC PRODUCTS	0	18
58 PLASTIC MATERIALS	484	384
59 CHEMICAL MATERIALS AND PRODUCTS	720	549
61 LEATHER, LEATHER MANUFACTURES	1	17
62 RUBBER MANUFACTURES	404	594
63 WOOD AND CORK MANUFACTURES	153	201
64 PAPER, PAPERBOARD AND MANUFACTURES	678	415
65 TEXTILE YARN, FABRICS, MADE-UP ARTICLES	7264	9004
66 NON-METALLIC MANUFACTURES	2478	1687
67 IRON AND STEEL	2080	2460
68 NON-FERROUS METALS	175	111
69 MANUFACTURES OF METAL	1667	1648
71 MACHINERY, OTHER THAN ELECTRIC	5084	8183
72 ELECTRICAL MACHINERY, APPARATUS ETC.	3798	3106
73 TRANSPORT EQUIPMENT	11457	7498
81 SANITARY, PLUMBING, HEATING, ETC.	255	117
82 FURNITURE	978	793
83 TRAVEL GOODS, HANDBAGS, ETC.	130	135
84 CLOTHING	333	403
85 FOOTWEAR	238	116
86 PROFESSIONAL, SCIENTIFIC INSTRUMENTS	1078	1054
89 MISCELLANEOUS MANUFACTURED ARTICLES	1710	1656
TOTAL	72080	69129

FOREIGN EXCHANGE EXPENDITURE OF CERTAIN INDUSTRIAL COMMODITIES.
(THOUSANDS OF US DOLLARS)

Country GHANA

SITC	YEAR	
	82	83
	VALUE SUM	VALUE SUM
01 MEAT AND MEAT PREPARATION	3783	3232
02 DAIRY PRODUCTS AND EGGS	5139	7966
03 FISH AND FISH PREPARATION	8519	6004
04 CEREALS AND CEREAL PREPARATIONS	23255	32561
05 FRUIT AND VEGETABLES	654	626
06 SUGAR, SUGAR PREPARATIONS AND HONEY	3865	4811
07 COFFE, TEA, COCOA, SPICES	363	429
08 FEEDING-STUFF FOR ANIMALS	1464	2318
09 MISCELLANEOUS PREPARATIONS	1875	5673
11 BEVERAGES	4040	2488
12 TOBACCO AND TOBACCO MANUFACTURES	1038	1160
21 HIDES, SKINS AND FUR SKINS, UNRESSED	0	2
22 OIL-SEEDS, OIL NUTS AND OIL KERNELS	106	8
23 CRUDE RUBBER	133	33
24 WOOD, LUMBER AND CORK	180	38
25 PULP AND WASTE PAPER	9	31
26 TEXTILE FIBRE AND THEIR WASTE	6651	6516
27 CRUDE FERTILIZER AND CRUDE MINERALS	3283	320
28 METALLIFEROUS ORES AND METAL SCRAP	10	1
29 CRUDE ANIMAL AND VEGETABLE MATERIALS	193	1109
32 COAL, COKE AND BRIQUETTES	16	11
33 PETROLEUM AND PETROLEUM PRODUCTS	40026	47018
34 GAS, NATURAL AND MANUFACTURED	12	7
35 ELECTRIC ENERGY	0	0
41 ANIMAL OILS AND FATS	1	1474
42 FIXED VEGETABLE OILS AND FATS	2232	4236
43 ANIMAL AND VEGETABLE OILS AND FATS	552	1451
51 CHEMICAL ELEMENTS AND COMPOUNDS	74603	13995
52 MINERAL TAR AND CRUDE CHEMICALS	2	3
53 DYEING, TANNING, COLOURING MATERIALS	2004	3125
54 MEDICINAL AND PHARMACEUTICAL PRODUCTS	11880	10597
55 ESSENTIAL OILS AND PERFUME MATERIALS	1460	1695
56 FERTILIZERS, MANUFACTURED	2395	414
57 EXPLOSIVES AND PYROTECHNIC PRODUCTS	1017	2025
58 PLASTIC MATERIALS	2616	6076
59 CHEMICAL MATERIALS AND PRODUCTS	5802	7113
61 LEATHER, LEATHER MANUFACTURES	182	124
62 RUBBER MANUFACTURES	3099	9110
63 WOOD AND CORK MANUFACTURES	394	216
64 PAPER, PAPERBOARD AND MANUFACTURES	4352	7110
65 TEXTILE YARN, FABRICS, MADE-UP ARTICLES	6063	9124
66 NON-METALLIC MANUFACTURES	9375	4294
67 IRON AND STEEL	7947	10563
68 NON-FERROUS METALS	2775	2568
69 MANUFACTURES OF METAL	17775	11646
71 MACHINERY, OTHER THAN ELECTRIC	96873	71933
72 ELECTRICAL MACHINERY, APPARATUS ETC.	25517	22919
73 TRANSPORT EQUIPMENT	60533	121796
81 SANITARY, PLUMBING, HEATING, ETC.	1073	483
82 FURNITURE	1383	1479
83 TRAVEL GOODS, HANDBAGS, ETC.	286	1008
84 CLOTHING	7575	7343
85 FOOTWEAR	1797	2240
86 PROFESSIONAL, SCIENTIFIC INSTRUMENTS	6011	5493
89 MISCELLANEOUS MANUFACTURED ARTICLES	18374	18207
TOTAL	481463	484282

FOREIGN EXCHANGE EXPENDITURE OF CERTAIN INDUSTRIAL COMMODITIES.
(THOUSANDS OF US DOLLARS)

Country GUINEA-BISSAU

SITC	YEAR	
	82	83
	VALUE SUM	VALUE SUM
01 MEAT AND MEAT PREPARATION	487	436
02 DAIRY PRODUCTS AND EGGS	1505	2081
03 FISH AND FISH PREPARATION	182	392
04 CEREALS AND CEREAL PREPARATIONS	13580	24852
05 FRUIT AND VEGETABLES	737	594
06 SUGAR, SUGAR PREPARATIONS AND HONEY	581	381
07 COFFE, TEA, COCOA, SPICES	188	109
08 FEEDING-STUFF FOR ANIMALS	38	133
09 MISCELLANEOUS PREPARATIONS	782	1156
11 BEVERAGES	723	638
12 TOBACCO AND TOBACCO MANUFACTURES	361	215
21 HIDES, SKINS AND FUR SKINS, UNDRESSED	0	0
22 OIL-SEEDS, OIL NUTS AND OIL KERNELS	350	6
23 CRUDE RUBBER	1	5
24 WOOD, LUMBER AND CORK	256	451
25 PULP AND WASTE PAPER	0	0
26 TEXTILE FIBRE AND THEIR WASTE	815	474
27 CRUDE FERTILIZER AND CRUDE MINERALS	208	51
28 METALLIFEROUS ORES AND METAL SCRAP	0	0
29 CRUDE ANIMAL AND VEGETABLE MATERIALS	42	26
32 COAL, COKE AND BRIQUETTES	0	2
33 PETROLEUM AND PETROLEUM PRODUCTS	4539	1672
34 GAS, NATURAL AND MANUFACTURED	21	10
35 ELECTRIC ENERGY	0	0
41 ANIMAL OILS AND FATS	1	1
42 FIXED VEGETABLE OILS AND FATS	1012	301
43 ANIMAL AND VEGETABLE OILS AND FATS	16	84
51 CHEMICAL ELEMENTS AND COMPOUNDS	403	510
52 MINERAL TAR AND CRUDE CHEMICALS	31	0
53 DYEING, TANNING, COLOURING MATERIALS	728	788
54 MEDICINAL AND PHARMACEUTICAL PRODUCTS	695	542
55 ESSENTIAL OILS AND PERFUME MATERIALS	1193	670
56 FERTILIZERS, MANUFACTURED	466	27
57 EXPLOSIVES AND PYROTECHNIC PRODUCTS	190	10
58 PLASTIC MATERIALS	527	322
59 CHEMICAL MATERIALS AND PRODUCTS	593	420
61 LEATHER, LEATHER MANUFACTURES	13	11
62 RUBBER MANUFACTURES	770	525
63 WOOD AND CORK MANUFACTURES	311	426
64 PAPER, PAPERBOARD AND MANUFACTURES	918	328
65 TEXTILE YARN, FABRICS, MADE-UP ARTICLES	12086	3291
66 NON-METALLIC MANUFACTURES	1173	1211
67 IRON AND STEEL	1355	566
68 NON-FERROUS METALS	103	43
69 MANUFACTURES OF METAL	6049	3203
71 MACHINERY, OTHER THAN ELECTRIC	11639	6938
72 ELECTRICAL MACHINERY, APPARATUS ETC.	4850	4837
73 TRANSPORT EQUIPMENT	7808	6965
81 SANITARY, PLUMBING, HEATING, ETC.	915	398
82 FURNITURE	580	429
83 TRAVEL GOODS, HANDBAGS, ETC.	8	5
84 CLOTHING	1384	597
85 FOOTWEAR	766	202
86 PROFESSIONAL, SCIENTIFIC INSTRUMENTS	706	1664
89 MISCELLANEOUS MANUFACTURED ARTICLES	1897	1059
TOTAL	84582	70060

FOREIGN EXCHANGE EXPENDITURE OF CERTAIN INDUSTRIAL COMMODITIES.
(THOUSANDS OF US DOLLARS)

Country IVORY COAST

	YEAR	
	82	83
	VALUE SUM	VALUE SUM
SITC		
01 MEAT AND MEAT PREPARATION	23143	11789
02 DAIRY PRODUCTS AND EGGS	45681	43992
03 FISH AND FISH PREPARATION	30259	21450
04 CEREALS AND CEREAL PREPARATIONS	79746	96451
05 FRUIT AND VEGETABLES	16851	15081
06 SUGAR, SUGAR PREPARATIONS AND HONEY	2780	3345
07 COFFE, TEA, COCOA, SPICES	2312	2356
08 FEEDING-STUFF FOR ANIMALS	1038	1706
09 MISCELLANEOUS PREPARATIONS	20101	18640
11 BEVERAGES	22258	13980
12 TOBACCO AND TOBACCO MANUFACTURES	11086	9235
21 HIDES, SKINS AND FUR SKINS, UNDRESSED	0	2
22 OIL-SEEDS, OIL NUTS AND OIL KERNELS	40	2
23 CRUDE RUBBER	674	258
24 WOOD, LUMBER AND CORK	285	440
25 PULP AND WASTE PAPER	65	48
26 TEXTILE FIBRE AND THEIR WASTE	6151	4408
27 CRUDE FERTILIZER AND CRUDE MINERALS	5862	3447
28 METALLIFEROUS ORES AND METAL SCRAP	629	546
29 CRUDE ANIMAL AND VEGETABLE MATERIALS	908	604
32 COAL, COKE AND BRIQUETTES	56	22
33 PETROLEUM AND PETROLEUM PRODUCTS	112560	45672
34 GAS, NATURAL AND MANUFACTURED	2646	4754
35 ELECTRIC ENERGY	0	0
41 ANIMAL OILS AND FATS	127	85
42 FIXED VEGETABLE OILS AND FATS	1840	2833
43 ANIMAL AND VEGETABLE OILS AND FATS	278	640
51 CHEMICAL ELEMENTS AND COMPOUNDS	25492	26227
52 MINERAL TAR AND CRUDE CHEMICALS	246	563
53 DYEING, TANNING, COLOURING MATERIALS	12950	9151
54 MEDICINAL AND PHARMACEUTICAL PRODUCTS	53404	52377
55 ESSENTIAL OILS AND PERFUME MATERIALS	10636	9265
56 FERTILIZERS, MANUFACTURED	8008	8897
57 EXPLOSIVES AND PYROTECHNIC PRODUCTS	1636	1333
58 PLASTIC MATERIALS	29878	28009
59 CHEMICAL MATERIALS AND PRODUCTS	31226	21224
61 LEATHER, LEATHER MANUFACTURES	1177	1027
62 RUBBER MANUFACTURES	21999	14476
63 WOOD AND CORK MANUFACTURES	920	841
64 PAPER, PAPERBOARD AND MANUFACTURES	33837	30036
65 TEXTILE YARN, FABRICS, MADE-UP ARTICLES	46462	30114
66 NON-METALLIC MANUFACTURES	32042	19755
67 IRON AND STEEL	56673	33042
68 NON-FERROUS METALS	17969	11258
69 MANUFACTURES OF METAL	44865	54793
71 MACHINERY, OTHER THAN ELECTRIC	190502	121157
72 ELECTRICAL MACHINERY, APPARATUS ETC.	84899	78187
73 TRANSPORT EQUIPMENT	137688	183539
81 SANITARY, PLUMBING, HEATING, ETC.	4614	3237
82 FURNITURE	8482	4997
83 TRAVEL GOODS, HANDBAGS, ETC.	897	808
84 CLOTHING	7781	6750
85 FOOTWEAR	8982	5331
86 PROFESSIONAL, SCIENTIFIC INSTRUMENTS	20838	16903
89 MISCELLANEOUS MANUFACTURED ARTICLES	47265	38157
TOTAL	1328721	1113242

- 24 -

FOREIGN EXCHANGE EXPENDITURE OF CERTAIN INDUSTRIAL COMMODITIES.
(THOUSANDS OF US DOLLARS)

Country KENYA

SITC	YEAR	
	82	83
	VALUE SUM	VALUE SUM
01 MEAT AND MEAT PREPARATION	194	555
02 DAIRY PRODUCTS AND EGGS	5971	3992
03 FISH AND FISH PREPARATION	531	429
04 CEREALS AND CEREAL PREPARATIONS	37645	29922
05 FRUIT AND VEGETABLES	1928	1592
06 SUGAR, SUGAR PREPARATIONS AND HONEY	1820	4899
07 COFFE, TEA, COCOA, SPICES	1350	1104
08 FEEDING-STUFF FOR ANIMALS	697	1053
09 MISCELLANEOUS PREPARATIONS	1296	1943
11 BEVERAGES	4423	3090
12 TOBACCO AND TOBACCO MANUFACTURES	494	413
21 HIDES, SKINS AND FUR SKINS, UNRESSED	120	0
22 OIL-SEEDS, OIL NUTS AND OIL KERNELS	85	21
23 CRUDE RUBBER	5922	6166
24 WOOD, LUMBER AND CORK	126	12
25 PULP AND WASTE PAPER	823	1774
26 TEXTILE FIBRE AND THEIR WASTE	12279	14544
27 CRUDE FERTILIZER AND CRUDE MINERALS	1277	1322
28 METALLIFEROUS ORES AND METAL SCRAP	681	769
29 CRUDE ANIMAL AND VEGETABLE MATERIALS	1974	2244
32 COAL, COKE AND BRIQUETTES	89	91
33 PETROLEUM AND PETROLEUM PRODUCTS	354587	44822
34 GAS, NATURAL AND MANUFACTURED	2	8
35 ELECTRIC ENERGY	0	0
41 ANIMAL OILS AND FATS	2473	2041
42 FIXED VEGETABLE OILS AND FATS	35178	33532
43 ANIMAL AND VEGETABLE OILS AND FATS	3416	2054
51 CHEMICAL ELEMENTS AND COMPOUNDS	24632	32194
52 MINERAL TAR AND CRUDE CHEMICALS	304	467
53 DYEING, TANNING, COLOURING MATERIALS	9024	8106
54 MEDICINAL AND PHARMACEUTICAL PRODUCTS	23419	26291
55 ESSENTIAL OILS AND PERFUME MATERIALS	5852	5206
56 FERTILIZERS, MANUFACTURED	15689	18533
57 EXPLOSIVES AND PYROTECHNIC PRODUCTS	2207	1274
58 PLASTIC MATERIALS	27652	31507
59 CHEMICAL MATERIALS AND PRODUCTS	28683	29500
61 LEATHER, LEATHER MANUFACTURES	1194	858
62 RUBBER MANUFACTURES	5740	5467
63 WOOD AND CORK MANUFACTURES	726	566
64 PAPER, PAPERBOARD AND MANUFACTURES	19605	15491
65 TEXTILE YARN, FABRICS, MADE-UP ARTICLES	15732	15070
66 NON-METALLIC MANUFACTURES	10662	7395
67 IRON AND STEEL	45544	63297
68 NON-FERROUS METALS	6841	6412
69 MANUFACTURES OF METAL	22020	17551
71 MACHINERY, OTHER THAN ELECTRIC	170931	113417
72 ELECTRICAL MACHINERY, APPARATUS ETC.	93797	74182
73 TRANSPORT EQUIPMENT	143630	92691
81 SANITARY, PLUMBING, HEATING, ETC.	2534	2189
82 FURNITURE	1070	1246
83 TRAVEL GOODS, HANDBAGS, ETC.	131	405
84 CLOTHING	1815	3262
85 FOOTWEAR	678	1014
86 PROFESSIONAL, SCIENTIFIC INSTRUMENTS	16759	15427
89 MISCELLANEOUS MANUFACTURED ARTICLES	27676	16501
TOTAL	1199927	763910

FOREIGN EXCHANGE EXPENDITURE OF CERTAIN INDUSTRIAL COMMODITIES.
(THOUSANDS OF US DOLLARS)

Country LIBERIA

SITC	YEAR	
	82	83
	VALUE	VALUE
	SUM	SUM
01 MEAT AND MEAT PREPARATION	3925	3985
02 DAIRY PRODUCTS AND EGGS	4000	4255
03 FISH AND FISH PREPARATION	2642	3297
04 CEREALS AND CEREAL PREPARATIONS	38058	35432
05 FRUIT AND VEGETABLES	4235	4035
06 SUGAR, SUGAR PREPARATIONS AND HONEY	3118	4992
07 COFFE, TEA, COCOA, SPICES	2199	641
08 FEEDING-STUFF FOR ANIMALS	2021	1855
09 MISCELLANEOUS PREPARATIONS	6514	6472
11 BEVERAGES	3269	3144
12 TOBACCO AND TOBACCO MANUFACTURES	3066	2950
21 HIDES, SKINS AND FUR SKINS, UNDRESSED	0	0
22 OIL-SEEDS, OIL NUTS AND OIL KERNELS	2	163
23 CRUDE RUBBER	34	376
24 WOOD, LUMBER AND CORK	304	239
25 PULP AND WASTE PAPER	42	66
26 TEXTILE FIBRE AND THEIR WASTE	2106	2147
27 CRUDE FERTILIZER AND CRUDE MINERALS	1452	1295
28 METALLIFEROUS ORES AND METAL SCRAP	20	138
29 CRUDE ANIMAL AND VEGETABLE MATERIALS	188	128
32 COAL, COKE AND BRIQUETTES	1275	2
33 PETROLEUM AND PETROLEUM PRODUCTS	95133	60778
34 GAS, NATURAL AND MANUFACTURED	31	38
35 ELECTRIC ENERGY	0	0
41 ANIMAL OILS AND FATS	70	127
42 FIXED VEGETABLE OILS AND FATS	3386	3724
43 ANIMAL AND VEGETABLE OILS AND FATS	729	392
51 CHEMICAL ELEMENTS AND COMPOUNDS	2262	2239
52 MINERAL TAR AND CRUDE CHEMICALS	196	21
53 DYEING, TANNING, COLOURING MATERIALS	2328	2074
54 MEDICINAL AND PHARMACEUTICAL PRODUCTS	7180	6390
55 ESSENTIAL OILS AND PERFUME MATERIALS	5976	6365
56 FERTILIZERS, MANUFACTURED	2582	1375
57 EXPLOSIVES AND PYROTECHNIC PRODUCTS	350	408
58 PLASTIC MATERIALS	2136	2527
59 CHEMICAL MATERIALS AND PRODUCTS	4635	3518
61 LEATHER, LEATHER MANUFACTURES	72	105
62 RUBBER MANUFACTURES	10041	7526
63 WOOD AND CORK MANUFACTURES	882	712
64 PAPER, PAPERBOARD AND MANUFACTURES	3666	4173
65 TEXTILE YARN, FABRICS, MADE-UP ARTICLES	28300	19281
66 NON-METALLIC MANUFACTURES	112129	105777
67 IRON AND STEEL	9117	10552
68 NON-FERROUS METALS	1190	2043
69 MANUFACTURES OF METAL	15232	12577
71 MACHINERY, OTHER THAN ELECTRIC	54216	49840
72 ELECTRICAL MACHINERY, APPARATUS ETC.	26555	22623
73 TRANSPORT EQUIPMENT	2121331	1512043
81 SANITARY, PLUMBING, HEATING, ETC.	1253	841
82 FURNITURE	1383	1687
83 TRAVEL GOODS, HANDBAGS, ETC.	325	187
84 CLOTHING	10339	5688
85 FOOTWEAR	4545	2598
86 PROFESSIONAL, SCIENTIFIC INSTRUMENTS	3992	4210
89 MISCELLANEOUS MANUFACTURED ARTICLES	6763	9275
TOTAL	2616493	1937327

FOREIGN EXCHANGE EXPENDITURE OF CERTAIN INDUSTRIAL COMMODITIES.
(THOUSANDS OF US DOLLARS)

Country LYBIAN ARAB JAMAHIRIYA

SITC	YEAR	
	82	83
	VALUE SUM	VALUE SUM
01 MEAT AND MEAT PREPARATION	38834	31665
02 DAIRY PRODUCTS AND EGGS	75344	124832
03 FISH AND FISH PREPARATION	3838	9425
04 CEREALS AND CEREAL PREPARATIONS	10919	146509
05 FRUIT AND VEGETABLES	30171	33291
06 SUGAR, SUGAR PREPARATIONS AND HONEY	13425	701
07 COFFE, TEA, COCOA, SPICES	9931	1778
08 FEEDING-STUFF FOR ANIMALS	109951	74287
09 MISCELLANEOUS PREPARATIONS	12147	17852
11 BEVERAGES	2296	943
12 TOBACCO AND TOBACCO MANUFACTURES	33093	46150
21 HIDES, SKINS AND FUR SKINS, UNRESSED	0	17
22 OIL-SEEDS, OIL NUTS AND OIL KERNELS	15	102
23 CRUDE RUBBER	1426	961
24 WOOD, LUMBER AND CORK	41321	32923
25 PULP AND WASTE PAPER	134	36
26 TEXTILE FIBRE AND THEIR WASTE	2767	2462
27 CRUDE FERTILIZER AND CRUDE MINERALS	16181	17323
28 METALLIFEROUS ORES AND METAL SCRAP	304	447
29 CRUDE ANIMAL AND VEGETABLE MATERIALS	6797	8381
32 COAL, COKE AND BRIQUETTES	299	79
33 PETROLEUM AND PETROLEUM PRODUCTS	57065	677802
34 GAS, NATURAL AND MANUFACTURED	3102	480
35 ELECTRIC ENERGY	0	0
41 ANIMAL OILS AND FATS	726	286
42 FIXED VEGETABLE OILS AND FATS	26361	84489
43 ANIMAL AND VEGETABLE OILS AND FATS	670	1565
51 CHEMICAL ELEMENTS AND COMPOUNDS	23041	88182
52 MINERAL TAR AND CRUDE CHEMICALS	16	189
53 DYEING, TANNING, COLOURING MATERIALS	20557	31132
54 MEDICINAL AND PHARMACEUTICAL PRODUCTS	85125	98003
55 ESSENTIAL OILS AND PERFUME MATERIALS	11157	44848
56 FERTILIZERS, MANUFACTURED	983	14055
57 EXPLOSIVES AND PYROTECHNIC PRODUCTS	15963	16726
58 PLASTIC MATERIALS	37673	53708
59 CHEMICAL MATERIALS AND PRODUCTS	40307	71801
61 LEATHER, LEATHER MANUFACTURES	8544	10180
62 RUBBER MANUFACTURES	32781	101268
63 WOOD AND CORK MANUFACTURES	78597	29160
64 PAPER, PAPERBOARD AND MANUFACTURES	40635	53820
65 TEXTILE YARN, FABRICS, MADE-UP ARTICLES	73359	99931
66 NON-METALLIC MANUFACTURES	160574	178404
67 IRON AND STEEL	227383	225015
68 NON-FERROUS METALS	37285	35295
69 MANUFACTURES OF METAL	853447	465313
71 MACHINERY, OTHER THAN ELECTRIC	985303	978541
72 ELECTRICAL MACHINERY, APPARATUS ETC.	840582	637654
73 TRANSPORT EQUIPMENT	1006597	702929
81 SANITARY, PLUMBING, HEATING, ETC.	31206	30838
82 FURNITURE	74519	53228
83 TRAVEL GOODS, HANDBAGS, ETC.	11617	3507
84 CLOTHING	84040	111983
85 FOOTWEAR	9370	36434
86 PROFESSIONAL, SCIENTIFIC INSTRUMENTS	69959	67776
89 MISCELLANEOUS MANUFACTURED ARTICLES	204842	189955
TOTAL	6233894	5744720

FOREIGN EXCHANGE EXPENDITURE OF CERTAIN INDUSTRIAL COMMODITIES.
(THOUSANDS OF US DOLLARS)

Country MADAGASCAR

SITC	YEAR	
	82	83
	VALUE SUM	VALUE SUM
01 MEAT AND MEAT PREPARATION	4	422
02 DAIRY PRODUCTS AND EGGS	4089	2827
03 FISH AND FISH PREPARATION	96	16
04 CEREALS AND CEREAL PREPARATIONS	93222	52035
05 FRUIT AND VEGETABLES	189	180
06 SUGAR, SUGAR PREPARATIONS AND HONEY	1445	1639
07 COFFE, TEA, COCOA, SPICES	17	13
08 FEEDING-STUFF FOR ANIMALS	101	140
09 MISCELLANEOUS PREPARATIONS	360	1270
11 BEVERAGES	288	162
12 TOBACCO AND TOBACCO MANUFACTURES	56	562
21 HIDES, SKINS AND FUR SKINS, UNRESSED	0	3
22 OIL-SEEDS, OIL NUTS AND OIL KERNELS	3	0
23 CRUDE RUBBER	217	67
24 WOOD, LUMBER AND CORK	5684	29
25 PULP AND WASTE PAPER	2278	1142
26 TEXTILE FIBRE AND THEIR WASTE	2532	4506
27 CRUDE FERTILIZER AND CRUDE MINERALS	366	197
28 METALLIFEROUS ORES AND METAL SCRAP	0	4
29 CRUDE ANIMAL AND VEGETABLE MATERIALS	89	251
32 COAL, COKE AND BRIQUETTES	23	43
33 PETROLEUM AND PETROLEUM PRODUCTS	99829	11576
34 GAS, NATURAL AND MANUFACTURED	1	0
35 ELECTRIC ENERGY	0	0
41 ANIMAL OILS AND FATS	538	49
42 FIXED VEGETABLE OILS AND FATS	4181	7916
43 ANIMAL AND VEGETABLE OILS AND FATS	1683	399
51 CHEMICAL ELEMENTS AND COMPOUNDS	4660	4266
52 MINERAL TAR AND CRUDE CHEMICALS	4	16
53 DYEING, TANNING, COLOURING MATERIALS	4798	3761
54 MEDICINAL AND PHARMACEUTICAL PRODUCTS	9260	7931
55 ESSENTIAL OILS AND PERFUME MATERIALS	1380	865
56 FERTILIZERS, MANUFACTURED	5490	4804
57 EXPLOSIVES AND PYROTECHNIC PRODUCTS	319	593
58 PLASTIC MATERIALS	5674	4469
59 CHEMICAL MATERIALS AND PRODUCTS	9626	10034
61 LEATHER, LEATHER MANUFACTURES	557	382
62 RUBBER MANUFACTURES	5567	5540
63 WOOD AND CORK MANUFACTURES	277	414
64 PAPER, PAPERBOARD AND MANUFACTURES	2479	2580
65 TEXTILE YARN, FABRICS, MADE-UP ARTICLES	3902	4738
66 NON-METALLIC MANUFACTURES	2526	3244
67 IRON AND STEEL	11574	12460
68 NON-FERROUS METALS	1018	1129
69 MANUFACTURES OF METAL	15185	10743
71 MACHINERY, OTHER THAN ELECTRIC	45276	51414
72 ELECTRICAL MACHINERY, APPARATUS ETC.	23781	21030
73 TRANSPORT EQUIPMENT	25274	35123
81 SANITARY, PLUMBING, HEATING, ETC.	870	572
82 FURNITURE	638	1003
83 TRAVEL GOODS, HANDBAGS, ETC.	179	101
84 CLOTHING	690	808
85 FOOTWEAR	91	93
86 PROFESSIONAL, SCIENTIFIC INSTRUMENTS	2715	6325
89 MISCELLANEOUS MANUFACTURED ARTICLES	5966	5554
TOTAL	407066	285440

- 23 -

FOREIGN EXCHANGE EXPENDITURE OF CERTAIN INDUSTRIAL COMMODITIES.
(THOUSANDS OF US DOLLARS)

Country MALAWI

SITC	YEAR	
	82	83
	VALUE SUM	VALUE SUM
01 MEAT AND MEAT PREPARATION	5	2
02 DAIRY PRODUCTS AND EGGS	3527	2705
03 FISH AND FISH PREPARATION	263	124
04 CEREALS AND CEREAL PREPARATIONS	2790	940
05 FRUIT AND VEGETABLES	167	112
06 SUGAR, SUGAR PREPARATIONS AND HONEY	14	32
07 COFFE, TEA, COCOA, SPICES	2	2
08 FEEDING-STUFF FOR ANIMALS	2	2
09 MISCELLANEOUS PREPARATIONS	536	431
11 BEVERAGES	250	255
12 TOBACCO AND TOBACCO MANUFACTURES	43	6
21 HIDES, SKINS AND FUR SKINS, UNRESSED	3	0
22 OIL-SEEDS, OIL NUTS AND OIL KERNELS	0	0
23 CRUDE RUBBER	77	43
24 WOOD, LUMBER AND CORK	167	42
25 PULP AND WASTE PAPER	0	0
26 TEXTILE FIBRE AND THEIR WASTE	833	730
27 CRUDE FERTILIZER AND CRUDE MINERALS	230	344
28 METALLIFEROUS ORES AND METAL SCRAP	0	0
29 CRUDE ANIMAL AND VEGETABLE MATERIALS	71	70
32 COAL, COKE AND BRIQUETTES	0	0
33 PETROLEUM AND PETROLEUM PRODUCTS	4620	1143
34 GAS, NATURAL AND MANUFACTURED	0	0
35 ELECTRIC ENERGY	0	0
41 ANIMAL OILS AND FATS	1799	1484
42 FIXED VEGETABLE OILS AND FATS	182	3
43 ANIMAL AND VEGETABLE OILS AND FATS	135	71
51 CHEMICAL ELEMENTS AND COMPOUNDS	2119	2302
52 MINERAL TAR AND CRUDE CHEMICALS	0	18
53 DYEING, TANNING, COLOURING MATERIALS	705	753
54 MEDICINAL AND PHARMACEUTICAL PRODUCTS	1987	3088
55 ESSENTIAL OILS AND PERFUME MATERIALS	1352	600
56 FERTILIZERS, MANUFACTURED	3474	306
57 EXPLOSIVES AND PYROTECHNIC PRODUCTS	12	87
58 PLASTIC MATERIALS	3111	3622
59 CHEMICAL MATERIALS AND PRODUCTS	641	529
61 LEATHER, LEATHER MANUFACTURES	44	393
62 RUBBER MANUFACTURES	824	1044
63 WOOD AND CORK MANUFACTURES	125	45
64 PAPER, PAPERBOARD AND MANUFACTURES	4206	2447
65 TEXTILE YARN, FABRICS, MADE-UP ARTICLES	5249	3074
66 NON-METALLIC MANUFACTURES	536	950
67 IRON AND STEEL	2817	1714
68 NON-FERROUS METALS	256	299
69 MANUFACTURES OF METAL	3279	1872
71 MACHINERY, OTHER THAN ELECTRIC	17517	14008
72 ELECTRICAL MACHINERY, APPARATUS ETC.	11540	8373
73 TRANSPORT EQUIPMENT	19371	17175
81 SANITARY, PLUMBING, HEATING, ETC.	300	127
82 FURNITURE	260	70
83 TRAVEL GOODS, HANDBAGS, ETC.	32	28
84 CLOTHING	1279	665
85 FOOTWEAR	129	69
86 PROFESSIONAL, SCIENTIFIC INSTRUMENTS	2868	2450
89 MISCELLANEOUS MANUFACTURED ARTICLES	3307	3306
TOTAL	103055	77940

FOREIGN EXCHANGE EXPENDITURE OF CERTAIN INDUSTRIAL COMMODITIES.
(THOUSANDS OF US DOLLARS)

Country MALI

SITC	YEAR	
	82	83
	VALUE SUM	VALUE SUM
01 MEAT AND MEAT PREPARATION	646	422
02 DAIRY PRODUCTS AND EGGS	5371	3797
03 FISH AND FISH PREPARATION	440	104
04 CEREALS AND CEREAL PREPARATIONS	17612	15397
05 FRUIT AND VEGETABLES	4834	3585
06 SUGAR, SUGAR PREPARATIONS AND HONEY	12012	7290
07 COFFE, TEA, COCOA, SPICES	1684	1936
08 FEEDING-STUFF FOR ANIMALS	8	69
09 MISCELLANEOUS PREPARATIONS	4849	6258
11 BEVERAGES	1307	1093
12 TOBACCO AND TOBACCO MANUFACTURES	2394	3285
21 HIDES, SKINS AND FUR SKINS, UNDRRESSED	0	0
22 OIL-SEEDS, OIL NUTS AND OIL KERNELS	0	2
23 CRUDE RUBBER	17	42
24 WOOD, LUMBER AND CORK	169	277
25 PULP AND WASTE PAPER	0	0
26 TEXTILE FIBRE AND THEIR WASTE	850	1690
27 CRUDE FERTILIZER AND CRUDE MINERALS	90	201
28 METALLIFEROUS ORES AND METAL SCRAP	36	4
29 CRUDE ANIMAL AND VEGETABLE MATERIALS	114	77
32 COAL, COKE AND BRIQUETTES	30	40
33 PETROLEUM AND PETROLEUM PRODUCTS	39909	41014
34 GAS, NATURAL AND MANUFACTURED	90	107
35 ELECTRIC ENERGY	0	0
41 ANIMAL OILS AND FATS	0	0
42 FIXED VEGETABLE OILS AND FATS	1897	953
43 ANIMAL AND VEGETABLE OILS AND FATS	660	147
51 CHEMICAL ELEMENTS AND COMPOUNDS	1632	1365
52 MINERAL TAR AND CRUDE CHEMICALS	5	4
53 DYEING, TANNING, COLOURING MATERIALS	1838	2055
54 MEDICINAL AND PHARMACEUTICAL PRODUCTS	8851	7685
55 ESSENTIAL OILS AND PERFUME MATERIALS	3673	3301
56 FERTILIZERS, MANUFACTURED	186	8842
57 EXPLOSIVES AND PYROTECHNIC PRODUCTS	93	169
58 PLASTIC MATERIALS	2557	2436
59 CHEMICAL MATERIALS AND PRODUCTS	2915	2421
61 LEATHER, LEATHER MANUFACTURES	21	33
62 RUBBER MANUFACTURES	5104	5253
63 WOOD AND CORK MANUFACTURES	855	729
64 PAPER, PAPERBOARD AND MANUFACTURES	2259	2122
65 TEXTILE YARN, FABRICS, MADE-UP ARTICLES	24872	20808
66 NON-METALLIC MANUFACTURES	8871	12246
67 IRON AND STEEL	6633	5706
68 NON-FERROUS METALS	332	474
69 MANUFACTURES OF METAL	7790	8563
71 MACHINERY, OTHER THAN ELECTRIC	24703	33270
72 ELECTRICAL MACHINERY, APPARATUS ETC.	11084	12567
73 TRANSPORT EQUIPMENT	25741	46239
81 SANITARY, PLUMBING, HEATING, ETC.	645	639
82 FURNITURE	1358	1448
83 TRAVEL GOODS, HANDBAGS, ETC.	185	265
84 CLOTHING	902	1331
85 FOOTWEAR	1124	979
86 PROFESSIONAL, SCIENTIFIC INSTRUMENTS	2732	3607
89 MISCELLANEOUS MANUFACTURED ARTICLES	4166	4273
TOTAL	246148	274620

FOREIGN EXCHANGE EXPENDITURE OF CERTAIN INDUSTRIAL COMMODITIES.
(THOUSANDS OF US DOLLARS)

Country MAURITANIA

SITC	YEAR	
	82	83
	VALUE SUM	VALUE SUM
01 MEAT AND MEAT PREPARATION	172	221
02 DAIRY PRODUCTS AND EGGS	20784	12591
03 FISH AND FISH PREPARATION	2363	950
04 CEREALS AND CEREAL PREPARATIONS	21303	33565
05 FRUIT AND VEGETABLES	5194	6010
06 SUGAR, SUGAR PREPARATIONS AND HONEY	28271	6470
07 COFFE, TEA, COCOA, SPICES	464	679
08 FEEDING-STUFF FOR ANIMALS	168	326
09 MISCELLANEOUS PREPARATIONS	1351	1614
11 BEVERAGES	1027	606
12 TOBACCO AND TOBACCO MANUFACTURES	1300	2493
21 HIDES, SKINS AND FUR SKINS, UNDRRESSED	0	0
22 OIL-SEEDS, OIL NUTS AND OIL KERNELS	7	1
23 CRUDE RUBBER	31	2
24 WOOD, LUMBER AND CORK	1502	455
25 PULP AND WASTE PAPER	0	11
26 TEXTILE FIBRE AND THEIR WASTE	377	278
27 CRUDE FERTILIZER AND CRUDE MINERALS	166	59
28 METALLIFEROUS ORES AND METAL SCRAP	2	0
29 CRUDE ANIMAL AND VEGETABLE MATERIALS	43	49
32 COAL, COKE AND BRIQUETTES	0	0
33 PETROLEUM AND PETROLEUM PRODUCTS	44029	39040
34 GAS, NATURAL AND MANUFACTURED	190	389
35 ELECTRIC ENERGY	0	0
41 ANIMAL OILS AND FATS	2	0
42 FIXED VEGETABLE OILS AND FATS	5001	7648
43 ANIMAL AND VEGETABLE OILS AND FATS	294	44
51 CHEMICAL ELEMENTS AND COMPOUNDS	545	469
52 MINERAL TAR AND CRUDE CHEMICALS	7	4
53 DYEING, TANNING, COLOURING MATERIALS	676	393
54 MEDICINAL AND PHARMACEUTICAL PRODUCTS	4174	4746
55 ESSENTIAL OILS AND PERFUME MATERIALS	658	980
56 FERTILIZERS, MANUFACTURED	632	377
57 EXPLOSIVES AND PYROTECHNIC PRODUCTS	348	227
58 PLASTIC MATERIALS	1506	1136
59 CHEMICAL MATERIALS AND PRODUCTS	788	695
61 LEATHER, LEATHER MANUFACTURES	62	22
62 RUBBER MANUFACTURES	4295	6162
63 WOOD AND CORK MANUFACTURES	919	522
64 PAPER, PAPERBOARD AND MANUFACTURES	2859	1707
65 TEXTILE YARN, FABRICS, MADE-UP ARTICLES	19777	13693
66 NON-METALLIC MANUFACTURES	7064	4806
67 IRON AND STEEL	7625	2817
68 NON-FERROUS METALS	684	337
69 MANUFACTURES OF METAL	18599	10419
71 MACHINERY, OTHER THAN ELECTRIC	70332	52076
72 ELECTRICAL MACHINERY, APPARATUS ETC.	24413	20236
73 TRANSPORT EQUIPMENT	26375	39595
81 SANITARY, PLUMBING, HEATING, ETC.	529	472
82 FURNITURE	1725	667
83 TRAVEL GOODS, HANDBAGS, ETC.	352	280
84 CLOTHING	1280	787
85 FOOTWEAR	1521	792
86 PROFESSIONAL, SCIENTIFIC INSTRUMENTS	2650	2277
89 MISCELLANEOUS MANUFACTURED ARTICLES	3320	2390
TOTAL	348746	282535

FOREIGN EXCHANGE EXPENDITURE OF CERTAIN INDUSTRIAL COMMODITIES.
(THOUSANDS OF US DOLLARS)

Country MAURITIUS

SITC	YEAR	
	82	83
	VALUE SUM	VALUE SUM
01 MEAT AND MEAT PREPARATION	7863	2671
02 DAIRY PRODUCTS AND EGGS	15786	10001
03 FISH AND FISH PREPARATION	4204	2595
04 CEREALS AND CEREAL PREPARATIONS	23285	14773
05 FRUIT AND VEGETABLES	3519	1465
06 SUGAR, SUGAR PREPARATIONS AND HONEY	433	375
07 COFFE, TEA, COCOA, SPICES	1225	608
08 FEEDING-STUFF FOR ANIMALS	799	432
09 MISCELLANEOUS PREPARATIONS	1876	1910
11 BEVERAGES	1079	1171
12 TOBACCO AND TOBACCO MANUFACTURES	332	507
21 HIDES, SKINS AND FUR SKINS, UNRESSED	13	141
22 OIL-SEEDS, OIL NUTS AND OIL KERNELS	141	59
23 CRUDE RUBBER	345	296
24 WOOD, LUMBER AND CORK	4135	910
25 PULP AND WASTE PAPER	65	72
26 TEXTILE FIBRE AND THEIR WASTE	11479	7200
27 CRUDE FERTILIZER AND CRUDE MINERALS	150	125
28 METALLIFEROUS ORES AND METAL SCRAP	19	4
29 CRUDE ANIMAL AND VEGETABLE MATERIALS	991	444
32 COAL, COKE AND BRIQUETTES	48	23
33 PETROLEUM AND PETROLEUM PRODUCTS	58513	8455
34 GAS, NATURAL AND MANUFACTURED	437	3
35 ELECTRIC ENERGY	0	0
41 ANIMAL OILS AND FATS	1904	623
42 FIXED VEGETABLE OILS AND FATS	6989	6025
43 ANIMAL AND VEGETABLE OILS AND FATS	1387	450
51 CHEMICAL ELEMENTS AND COMPOUNDS	2392	3205
52 MINERAL TAR AND CRUDE CHEMICALS	9	11
53 DYEING, TANNING, COLOURING MATERIALS	2024	2048
54 MEDICINAL AND PHARMACEUTICAL PRODUCTS	5157	4301
55 ESSENTIAL OILS AND PERFUME MATERIALS	2094	2165
56 FERTILIZERS, MANUFACTURED	3880	2405
57 EXPLOSIVES AND PYROTECHNIC PRODUCTS	19	17
58 PLASTIC MATERIALS	3650	3508
59 CHEMICAL MATERIALS AND PRODUCTS	2994	3118
61 LEATHER, LEATHER MANUFACTURES	1808	1195
62 RUBBER MANUFACTURES	2444	2026
63 WOOD AND CORK MANUFACTURES	1367	1222
64 PAPER, PAPERBOARD AND MANUFACTURES	3101	1964
65 TEXTILE YARN, FABRICS, MADE-UP ARTICLES	25402	25560
68 NON-METALLIC MANUFACTURES	11947	5561
67 IRON AND STEEL	4882	3307
68 NON-FERROUS METALS	1393	1065
69 MANUFACTURES OF METAL	5000	5752
71 MACHINERY, OTHER THAN ELECTRIC	17276	19257
72 ELECTRICAL MACHINERY, APPARATUS ETC.	9728	13633
73 TRANSPORT EQUIPMENT	6479	6395
81 SANITARY, PLUMBING, HEATING, ETC.	284	433
82 FURNITURE	122	290
83 TRAVEL GOODS, HANDBAGS, ETC.	122	60
84 CLOTHING	1320	960
85 FOOTWEAR	465	461
86 PROFESSIONAL, SCIENTIFIC INSTRUMENTS	6930	7310
89 MISCELLANEOUS MANUFACTURED ARTICLES	8267	7855
TOTAL	277446	186334

FOREIGN EXCHANGE EXPENDITURE OF CERTAIN INDUSTRIAL COMMODITIES.
(THOUSANDS OF US DOLLARS)

Country MOROCCO

SITC	YEAR	
	82	83
	VALUE SUM	VALUE SUM
01 MEAT AND MEAT PREPARATION	6022	4891
02 DAIRY PRODUCTS AND EGGS	86075	32042
03 FISH AND FISH PREPARATION	158	1292
04 CEREALS AND CEREAL PREPARATIONS	275159	262758
05 FRUIT AND VEGETABLES	8633	7680
06 SUGAR, SUGAR PREPARATIONS AND HONEY	57350	23952
07 COFFE, TEA, COCOA, SPICES	22757	25930
08 FEEDING-STUFF FOR ANIMALS	18933	2850
09 MISCELLANEOUS PREPARATIONS	9253	6863
11 BEVERAGES	2600	2620
12 TOBACCO AND TOBACCO MANUFACTURES	29861	29833
21 HIDES, SKINS AND FUR SKINS, UNRESSED	120	478
22 OIL-SEEDS, OIL NUTS AND OIL KERNELS	10275	7265
23 CRUDE RUBBER	11318	10063
24 WOOD, LUMBER AND CORK	5566	33479
25 PULP AND WASTE PAPER	11090	10182
26 TEXTILE FIBRE AND THEIR WASTE	85195	72498
27 CRUDE FERTILIZER AND CRUDE MINERALS	66494	49154
28 METALLIFEROUS ORES AND METAL SCRAP	1363	342
29 CRUDE ANIMAL AND VEGETABLE MATERIALS	19448	8183
32 COAL, COKE AND BRIQUETTES	6453	13290
33 PETROLEUM AND PETROLEUM PRODUCTS	608006	37594
34 GAS, NATURAL AND MANUFACTURED	14342	35045
35 ELECTRIC ENERGY	0	0
41 ANIMAL OILS AND FATS	4814	5328
42 FIXED VEGETABLE OILS AND FATS	80186	77676
43 ANIMAL AND VEGETABLE OILS AND FATS	4376	4304
51 CHEMICAL ELEMENTS AND COMPOUNDS	65219	62609
52 MINERAL TAR AND CRUDE CHEMICALS	420	230
53 DYEING, TANNING, COLOURING MATERIALS	23948	20582
54 MEDICINAL AND PHARMACEUTICAL PRODUCTS	38245	31687
55 ESSENTIAL OILS AND PERFUME MATERIALS	11281	11384
56 FERTILIZERS, MANUFACTURED	16554	15415
57 EXPLOSIVES AND PYROTECHNIC PRODUCTS	2259	1331
58 PLASTIC MATERIALS	55212	50393
59 CHEMICAL MATERIALS AND PRODUCTS	91	42549
61 LEATHER, LEATHER MANUFACTURES	123	13467
62 RUBBER MANUFACTURES	17951	14783
63 WOOD AND CORK MANUFACTURES	7237	4924
64 PAPER, PAPERBOARD AND MANUFACTURES	41004	30882
65 TEXTILE YARN, FABRICS, MADE-UP ARTICLES	145983	142870
66 NON-METALLIC MANUFACTURES	32241	27076
67 IRON AND STEEL	222577	166905
68 NON-FERROUS METALS	36425	45139
69 MANUFACTURES OF METAL	79157	84878
71 MACHINERY, OTHER THAN ELECTRIC	515190	428881
72 ELECTRICAL MACHINERY APPARATUS ETC.	197385	173558
73 TRANSPORT EQUIPMENT	438368	288924
81 SANITARY, PLUMBING, HEATING, ETC.	11473	10724
82 FURNITURE	9370	11850
83 TRAVEL GOODS, HANDBAGS, ETC.	468	484
84 CLOTHING	8406	8865
85 FOOTWEAR	464	285
86 PROFESSIONAL, SCIENTIFIC INSTRUMENTS	42326	36261
89 MISCELLANEOUS MANUFACTURED ARTICLES	50369	57414
TOTAL	3620999	2556914

FOREIGN EXCHANGE EXPENDITURE OF CERTAIN INDUSTRIAL COMMODITIES.
(THOUSANDS OF US DOLLARS)

Country MOZAMBIQUE

SITC	YEAR	
	82	83
	VALUE SUM	VALUE SUM
01 MEAT AND MEAT PREPARATION	1026	3464
02 DAIRY PRODUCTS AND EGGS	8765	3475
03 FISH AND FISH PREPARATION	6175	6024
04 CEREALS AND CEREAL PREPARATIONS	45145	62498
05 FRUIT AND VEGETABLES	1779	4058
06 SUGAR, SUGAR PREPARATIONS AND HONEY	54	146
07 COFFE, TEA, COCOA, SPICES	2800	1383
08 FEEDING-STUFF FOR ANIMALS	822	708
09 MISCELLANEOUS PREPARATIONS	1703	1750
11 BEVERAGES	1262	2208
12 TOBACCO AND TOBACCO MANUFACTURES	69	35
21 HIDES, SKINS AND FUR SKINS, UNRESSED	0	0
22 OIL-SEEDS, OIL NUTS AND OIL KERNELS	556	16
23 CRUDE RUBBER	2285	2774
24 WOOD, LUMBER AND CORK	1358	19
25 PULP AND WASTE PAPER	275	304
26 TEXTILE FIBRE AND THEIR WASTE	4471	7094
27 CRUDE FERTILIZER AND CRUDE MINERALS	18359	5537
28 METALLIFEROUS ORES AND METAL SCRAP	129	21
29 CRUDE ANIMAL AND VEGETABLE MATERIALS	427	809
32 COAL, COKE AND BRIQUETTES	0	0
33 PETROLEUM AND PETROLEUM PRODUCTS	166763	67245
34 GAS, NATURAL AND MANUFACTURED	0	0
35 ELECTRIC ENERGY	0	0
41 ANIMAL OILS AND FATS	1465	1393
42 FIXED VEGETABLE OILS AND FATS	8482	1222
43 ANIMAL AND VEGETABLE OILS AND FATS	1199	345
51 CHEMICAL ELEMENTS AND COMPOUNDS	12082	8766
52 MINERAL TAR AND CRUDE CHEMICALS	146	10
53 DYEING, TANNING, COLOURING MATERIALS	2963	1998
54 MEDICINAL AND PHARMACEUTICAL PRODUCTS	7976	6992
55 ESSENTIAL OILS AND PERFUME MATERIALS	1359	916
56 FERTILIZERS, MANUFACTURED	15072	312
57 EXPLOSIVES AND PYROTECHNIC PRODUCTS	32	48
58 PLASTIC MATERIALS	3559	3906
59 CHEMICAL MATERIALS AND PRODUCTS	13064	5893
61 LEATHER, LEATHER MANUFACTURES	67	210
62 RUBBER MANUFACTURES	4712	3442
63 WOOD AND CORK MANUFACTURES	678	304
64 PAPER, PAPERBOARD AND MANUFACTURES	7348	6983
65 TEXTILE YARN, FABRICS, MADE-UP ARTICLES	46583	35281
66 NON-METALLIC MANUFACTURES	2756	2739
67 IRON AND STEEL	4978	7533
68 NON-FERROUS METALS	943	881
69 MANUFACTURES OF METAL	35052	21513
71 MACHINERY, OTHER THAN ELECTRIC	72094	60909
72 ELECTRICAL MACHINERY, APPARATUS ETC.	31471	37750
73 TRANSPORT EQUIPMENT	72819	68101
81 SANITARY, PLUMBING, HEATING, ETC.	1076	519
82 FURNITURE	474	1136
83 TRAVEL GOODS, HANDBAGS, ETC.	67	82
84 CLOTHING	777	1587
85 FOOTWEAR	803	2205
86 PROFESSIONAL, SCIENTIFIC INSTRUMENTS	3474	4131
89 MISCELLANEOUS MANUFACTURED ARTICLES	5144	3566
TOTAL	622039	480237

FOREIGN EXCHANGE EXPENDITURE OF CERTAIN INDUSTRIAL COMMODITIES.
(THOUSANDS OF US DOLLARS)

Country NIGER

SITC	YEAR	
	82	83
	VALUE SUM	VALUE SUM
01 MEAT AND MEAT PREPARATION	561	488
02 DAIRY PRODUCTS AND EGGS	2720	3558
03 FISH AND FISH PREPARATION	499	130
04 CEREALS AND CEREAL PREPARATIONS	22048	6037
05 FRUIT AND VEGETABLES	5345	2356
06 SUGAR, SUGAR PREPARATIONS AND HONEY	1822	1606
07 COFFE, TEA, COCOA, SPICES	2374	826
08 FEEDING-STUFF FOR ANIMALS	65	24
09 MISCELLANEOUS PREPARATIONS	3159	9360
11 BEVERAGES	2922	1244
12 TOBACCO AND TOBACCO MANUFACTURES	4656	3817
21 HIDES, SKINS AND FUR SKINS, UNRESSED	10	0
22 OIL-SEEDS, OIL NUTS AND OIL KERNELS	1	38
23 CRUDE RUBBER	27	16
24 WOOD, LUMBER AND CORK	396	244
25 PULP AND WASTE PAPER	14	10
26 TEXTILE FIBRE AND THEIR WASTE	292	164
27 CRUDE FERTILIZER AND CRUDE MINERALS	6684	6199
28 METALLIFEROUS ORES AND METAL SCRAP	133	0
29 CRUDE ANIMAL AND VEGETABLE MATERIALS	395	404
32 COAL, COKE AND BRIQUETTES	11	1790
33 PETROLEUM AND PETROLEUM PRODUCTS	13232	5672
34 GAS, NATURAL AND MANUFACTURED	213	1105
35 ELECTRIC ENERGY	0	0
41 ANIMAL OILS AND FATS	9	3
42 FIXED VEGETABLE OILS AND FATS	3033	3865
43 ANIMAL AND VEGETABLE OILS AND FATS	40	0
51 CHEMICAL ELEMENTS AND COMPOUNDS	6830	6311
52 MINERAL TAR AND CRUDE CHEMICALS	2	2
53 DYEING, TANNING, COLOURING MATERIALS	1944	1120
54 MEDICINAL AND PHARMACEUTICAL PRODUCTS	6778	4453
55 ESSENTIAL OILS AND PERFUME MATERIALS	2014	1816
56 FERTILIZERS, MANUFACTURED	696	731
57 EXPLOSIVES AND PYROTECHNIC PRODUCTS	1487	951
58 PLASTIC MATERIALS	4079	1778
59 CHEMICAL MATERIALS AND PRODUCTS	3909	2397
61 LEATHER, LEATHER MANUFACTURES	181	93
62 RUBBER MANUFACTURES	5877	3014
63 WOOD AND CORK MANUFACTURES	1163	649
64 PAPER, PAPERBOARD AND MANUFACTURES	3780	2847
65 TEXTILE YARN, FABRICS, MADE-UP ARTICLES	67189	38042
66 NON-METALLIC MANUFACTURES	2467	3035
67 IRON AND STEEL	4698	3564
68 NON-FERROUS METALS	1533	773
69 MANUFACTURES OF METAL	11121	11788
71 MACHINERY, OTHER THAN ELECTRIC	45412	26205
72 ELECTRICAL MACHINERY, APPARATUS ETC.	17812	11852
73 TRANSPORT EQUIPMENT	46465	14443
81 SANITARY, PLUMBING, HEATING, ETC.	1003	435
82 FURNITURE	2017	985
83 TRAVEL GOODS, HANDBAOS, ETC.	124	170
84 CLOTHING	1886	3677
85 FOOTWEAR	916	1014
88 PROFESSIONAL, SCIENTIFIC INSTRUMENTS	5189	3540
89 MISCELLANEOUS MANUFACTURED ARTICLES	6901	4383
TOTAL	323945	198823

FOREIGN EXCHANGE EXPENDITURE OF CERTAIN INDUSTRIAL COMMODITIES.
(THOUSANDS OF US DOLLARS)

Country NIGERIA

SITC	YEAR	
	82	83
	VALUE SUM	VALUE SUM
01 MEAT AND MEAT PREPARATION	35414	11873
02 DAIRY PRODUCTS AND EGGS	262457	129811
03 FISH AND FISH PREPARATION	303002	203564
04 CEREALS AND CEREAL PREPARATIONS	560578	466972
05 FRUIT AND VEGETABLES	29670	15580
06 SUGAR, SUGAR PREPARATIONS AND HONEY	296914	259420
07 COFFE, TEA, COCOA, SPICES	20157	13874
08 FEEDING-STUFF FOR ANIMALS	32700	16139
09 MISCELLANEOUS PREPARATIONS	170490	124286
11 BEVERAGES	51124	20809
12 TOBACCO AND TOBACCO MANUFACTURES	4019	3469
21 HIDES, SKINS AND FUR SKINS, UNDRESSED	170	52
22 OIL-SEEDS, OIL NUTS AND OIL KERNELS	231	57
23 CRUDE RUBBER	3684	1923
24 WOOD, LUMBER AND CORK	3876	902
25 PULP AND WASTE PAPER	4962	5062
26 TEXTILE FIBRE AND THEIR WASTE	37058	27817
27 CRUDE FERTILIZER AND CRUDE MINERALS	55862	43619
28 METALLIFEROUS ORES AND METAL SCRAP	4594	2450
29 CRUDE ANIMAL AND VEGETABLE MATERIALS	8115	8772
32 COAL, COKE AND BRIQUETTES	262	246
33 PETROLEUM AND PETROLEUM PRODUCTS	353780	319222
34 GAS, NATURAL AND MANUFACTURED	388	241
35 ELECTRIC ENERGY	0	0
41 ANIMAL OILS AND FATS	19783	15279
42 FIXED VEGETABLE OILS AND FATS	191443	88743
43 ANIMAL AND VEGETABLE OILS AND FATS	4936	3575
51 CHEMICAL ELEMENTS AND COMPOUNDS	193464	183056
52 MINERAL TAR AND CRUDE CHEMICALS	1257	594
53 DYEING, TANNING, COLOURING MATERIALS	121718	78929
54 MEDICINAL AND PHARMACEUTICAL PRODUCTS	228374	167408
55 ESSENTIAL OILS AND PERFUME MATERIALS	154822	70719
56 FERTILIZERS, MANUFACTURED	17045	20973
57 EXPLOSIVES AND PYROTECHNIC PRODUCTS	23173	14435
58 PLASTIC MATERIALS	225462	192703
59 CHEMICAL MATERIALS AND PRODUCTS	96728	66851
61 LEATHER, LEATHER MANUFACTURES	13453	4792
62 RUBBER MANUFACTURES	93278	59888
63 WOOD AND CORK MANUFACTURES	31823	32997
64 PAPER, PAPERBOARD AND MANUFACTURES	161954	129084
65 TEXTILE YARN, FABRICS, MADE-UP ARTICLES	185988	113186
66 NON-METALLIC MANUFACTURES	295859	209769
67 IRON AND STEEL	573642	277197
68 NON-FERROUS METALS	114642	71732
69 MANUFACTURES OF METAL	463241	280555
71 MACHINERY, OTHER THAN ELECTRIC	1801001	905604
72 ELECTRICAL MACHINERY, APPARATUS ETC.	954354	633984
73 TRANSPORT EQUIPMENT	1805996	884278
81 SANITARY, PLUMBING, HEATING, ETC.	46580	21733
82 FURNITURE	39804	28954
83 TRAVEL GOODS, HANDBAGS, ETC.	8091	2998
84 CLOTHING	75648	36394
85 FOOTWEAR	15383	9058
86 PROFESSIONAL, SCIENTIFIC INSTRUMENTS	200934	151827
89 MISCELLANEOUS MANUFACTURED ARTICLES	297259	141543
TOTAL	10696442	6574496

FOREIGN EXCHANGE EXPENDITURE OF CERTAIN INDUSTRIAL COMMODITIES.
(THOUSANDS OF US DOLLARS)

Country REUNION

SITC	YEAR	
	82	83
	VALUE SUM	VALUE SUM
01 MEAT AND MEAT PREPARATION	27329	22450
02 DAIRY PRODUCTS AND EGGS	18708	18945
03 FISH AND FISH PREPARATION	8968	5654
04 CEREALS AND CEREAL PREPARATIONS	20800	24791
05 FRUIT AND VEGETABLES	12544	11625
06 SUGAR, SUGAR PREPARATIONS AND HONEY	1876	3594
07 COFFE, TEA, COCOA, SPICES	6877	5273
08 FEEDING-STUFF FOR ANIMALS	6948	7091
09 MISCELLANEOUS PREPARATIONS	6169	6494
11 BEVERAGES	11653	11290
12 TOBACCO AND TOBACCO MANUFACTURES	4654	4945
21 HIDES, SKINS AND FUR SKINS, UNRESSED	0	2
22 OIL-SEEDS, OIL NUTS AND OIL KERNELS	77	54
23 CRUDE RUBBER	23	23
24 WOOD, LUMBER AND CORK	6231	3722
25 PULP AND WASTE PAPER	2	10
26 TEXTILE FIBRE AND THEIR WASTE	100	141
27 CRUDE FERTILIZER AND CRUDE MINERALS	845	857
28 METALLIFEROUS ORES AND METAL SCRAP	0	0
29 CRUDE ANIMAL AND VEGETABLE MATERIALS	1061	950
32 COAL, COKE AND BRIQUETTES	3	0
33 PETROLEUM AND PETROLEUM PRODUCTS	58018	2848
34 GAS, NATURAL AND MANUFACTURED	1757	41
35 ELECTRIC ENERGY	0	0
41 ANIMAL OILS AND FATS	35	54
42 FIXED VEGETABLE OILS AND FATS	7468	6379
43 ANIMAL AND VEGETABLE OILS AND FATS	132	117
51 CHEMICAL ELEMENTS AND COMPOUNDS	2225	1830
52 MINERAL TAR AND CRUDE CHEMICALS	26	25
53 DYEING, TANNING, COLOURING MATERIALS	4166	4052
54 MEDICINAL AND PHARMACEUTICAL PRODUCTS	23075	23910
55 ESSENTIAL OILS AND PERFUME MATERIALS	15058	16054
56 FERTILIZERS, MANUFACTURED	4512	4973
57 EXPLOSIVES AND PYROTECHNIC PRODUCTS	291	350
58 PLASTIC MATERIALS	6422	6631
59 CHEMICAL MATERIALS AND PRODUCTS	5869	6281
61 LEATHER, LEATHER MANUFACTURES	303	312
62 RUBBER MANUFACTURES	8090	6104
63 WOOL AND CORK MANUFACTURES	4847	4628
64 PAPER, PAPERBOARD AND MANUFACTURES	12271	12653
65 TEXTILE YARN, FABRICS, MADE-UP ARTICLES	15554	14701
66 NON-METALLIC MANUFACTURES	14734	11886
67 IRON AND STEEL	15370	10887
68 NON-FERROUS METALS	1582	1555
69 MANUFACTURES OF METAL	22659	25801
71 MACHINERY, OTHER THAN ELECTRIC	51102	46226
72 ELECTRICAL MACHINERY, APPARATUS ETC.	43423	43847
73 TRANSPORT EQUIPMENT	79831	83139
81 SANITARY, PLUMBING, HEATING, ETC.	3338	3993
82 FURNITURE	14925	14374
83 TRAVEL GOODS, HANDBAGS, ETC.	1328	1436
84 CLOTHING	21121	21445
85 FOOTWEAR	11269	11417
86 PROFESSIONAL, SCIENTIFIC INSTRUMENTS	10562	11313
89 MISCELLANEOUS MANUFACTURED ARTICLES	33812	31886
TOTAL	630042	559047

FOREIGN EXCHANGE EXPENDITURE OF CERTAIN INDUSTRIAL COMMODITIES.
(THOUSANDS OF US DOLLARS)

Country SENEGAL

SITC	YEAR	
	82	83
	VALUE	VALUE
	SUM	SUM
01 MEAT AND MEAT PREPARATION	835	1336
02 DAIRY PRODUCTS AND EGGS	23969	18996
03 FISH AND FISH PREPARATION	9987	10395
04 CEREALS AND CEREAL PREPARATIONS	98353	89449
05 FRUIT AND VEGETABLES	13953	13778
06 SUGAR, SUGAR PREPARATIONS AND HONEY	10321	5089
07 COFFE, TEA, COCOA, SPICES	9264	9548
08 FEEDING-STUFF FOR ANIMALS	581	282
09 MISCELLANEOUS PREPARATIONS	9529	13509
11 BEVERAGES	5280	4280
12 TOBACCO AND TOBACCO MANUFACTURES	13518	14806
21 HIDES, SKINS AND FUR SKINS, UNRESSED	31	4
22 OIL-SEEDS, OIL NUTS AND OIL KERNELS	60	12
23 CRUDE RUBBER	344	255
24 WOOD, LUMBER AND CORK	4242	2372
25 PULP AND WASTE PAPER	190	128
26 TEXTILE FIBRE AND THEIR WASTE	3032	2671
27 CRUDE FERTILIZER AND CRUDE MINERALS	2209	3331
28 METALLIFEROUS ORES AND METAL SCRAP	295	55
29 CRUDE ANIMAL AND VEGETABLE MATERIALS	645	670
32 COAL, COKE AND BRIQUETTES	95	124
33 PETROLEUM AND PETROLEUM PRODUCTS	108768	52852
34 GAS, NATURAL AND MANUFACTURED	492	2605
35 ELECTRIC ENERGY	0	0
41 ANIMAL OILS AND FATS	619	28
42 FIXED VEGETABLE OILS AND FATS	28717	26404
42 ANIMAL AND VEGETABLE OILS AND FATS	4146	2897
51 CHEMICAL ELEMENTS AND COMPOUNDS	9471	10577
52 MINERAL TAR AND CRUDE CHEMICALS	255	145
53 DYEING, TANNING, COLOURING MATERIALS	8345	6762
54 MEDICINAL AND PHARMACEUTICAL PRODUCTS	19763	19826
55 ESSENTIAL OILS AND PERFUME MATERIALS	5807	5836
56 FERTILIZERS, MANUFACTURED	390	2232
57 EXPLOSIVES AND PYROTECHNIC PRODUCTS	386	554
58 PLASTIC MATERIALS	15411	19257
59 CHEMICAL MATERIALS AND PRODUCTS	8649	12217
61 LEATHER, LEATHER MANUFACTURES	450	577
62 RUBBER MANUFACTURES	9038	7306
63 WOOD AND CORK MANUFACTURES	4885	4026
64 PAPER, PAPERBOARD AND MANUFACTURES	14810	13098
65 TEXTILE YARN, FABRICS, MADE-UP ARTICLES	29072	24224
66 NON-METALLIC MANUFACTURES	10147	12571
67 IRON AND STEEL	33914	28598
68 NON-FERROUS METALS	2286	2313
69 MANUFACTURES OF METAL	32882	29828
71 MACHINERY, OTHER THAN ELECTRIC	97138	104684
72 ELECTRICAL MACHINERY, APPARATUS ETC.	80209	52138
73 TRANSPORT EQUIPMENT	77148	70849
81 SANITARY, PLUMBING, HEATING, ETC.	1915	2315
82 FURNITURE	4745	4035
83 TRAVEL GOODS, HANDBAGS, ETC.	460	413
84 CLOTHING	4401	3759
85 FOOTWEAR	2244	1454
86 PROFESSIONAL, SCIENTIFIC INSTRUMENTS	8247	8732
89 MISCELLANEOUS MANUFACTURED ARTICLES	19778	19149
TOTAL	851832	743353

FOREIGN EXCHANGE EXPENDITURE OF CERTAIN INDUSTRIAL COMMODITIES.
(THOUSANDS OF US DOLLARS)

Country SEYCHELLES

SITC	YEAR	
	82	83
	VALUE SUM	VALUE SUM
01 MEAT AND MEAT PREPARATION	659	272
02 DAIRY PRODUCTS AND EGGS	1849	1474
03 FISH AND FISH PREPARATION	242	452
04 CEREALS AND CEREAL PREPARATIONS	683	673
05 FRUIT AND VEGETABLES	253	1072
06 SUGAR, SUGAR PREPARATIONS AND HONEY	77	82
07 COFFE, TEA, COCOA, SPICES	91	82
08 FEEDING-STUFF FOR ANIMALS	14	6
09 MISCELLANEOUS PREPARATIONS	654	404
11 BEVERAGES	797	704
12 TOBACCO AND TOBACCO MANUFACTURES	463	341
21 HIDES, SKINS AND FUR SKINS, UNDRRESSED	0	0
22 OIL-SEEDS, OIL NUTS AND OIL KERNELS	0	0
23 CRUDE RUBBER	0	1
24 WOOD, LUMBER AND CORK	27	17
25 PULP AND WASTE PAPER	3	4
26 TEXTILE FIBRE AND THEIR WASTE	67	1
27 CRUDE FERTILIZER AND CRUDE MINERALS	28	51
28 METALLIFEROUS ORES AND METAL SCRAP	0	0
29 CRUDE ANIMAL AND VEGETABLE MATERIALS	34	62
32 COAL, COKE AND BRIQUETTES	0	0
33 PETROLEUM AND PETROLEUM PRODUCTS	11541	193
34 GAS, NATURAL AND MANUFACTURED	15	0
35 ELECTRIC ENERGY	0	0
41 ANIMAL OILS AND FATS	1	0
42 FIXED VEGETABLE OILS AND FATS	71	120
43 ANIMAL AND VEGETABLE OILS AND FATS	27	4
51 CHEMICAL ELEMENTS AND COMPOUNDS	168	90
52 MINERAL TAR AND CRUDE CHEMICALS	0	0
53 DYEING, TANNING, COLOURING MATERIALS	422	420
54 MEDICINAL AND PHARMACEUTICAL PRODUCTS	500	436
55 ESSENTIAL OILS AND PERFUME MATERIALS	1044	880
56 FERTILIZERS, MANUFACTURED	0	236
57 EXPLOSIVES AND PYROTECHNIC PRODUCTS	37	21
58 PLASTIC MATERIALS	1062	387
59 CHEMICAL MATERIALS AND PRODUCTS	243	226
61 LEATHER, LEATHER MANUFACTURES	1	0
62 RUBBER MANUFACTURES	501	443
63 WOOD AND CORK MANUFACTURES	574	55
64 PAPER, PAPERBOARD AND MANUFACTURES	870	508
65 TEXTILE YARN, FABRICS, MADE-UP ARTICLES	726	470
66 NON-METALLIC MANUFACTURES	1295	503
67 IRON AND STEEL	2105	636
68 NON-FERROUS METALS	711	257
69 MANUFACTURES OF METAL	2234	1074
71 MACHINERY, OTHER THAN ELECTRIC	8963	4907
72 ELECTRICAL MACHINERY, APPARATUS ETC.	5875	3857
73 TRANSPORT EQUIPMENT	3192	10596
81 SANITARY, PLUMBING, HEATING, ETC.	384	130
82 FURNITURE	630	187
83 TRAVEL GOODS, HANDBAGS, ETC.	69	51
84 CLOTHING	922	411
85 FOOTWEAR	375	314
86 PROFESSIONAL, SCIENTIFIC INSTRUMENTS	950	1302
89 MISCELLANEOUS MANUFACTURED ARTICLES	2189	3555
TOTAL	53637	37967

FOREIGN EXCHANGE EXPENDITURE OF CERTAIN INDUSTRIAL COMMODITIES.
(THOUSANDS OF US DOLLARS)

Country SIERRA LEONE

SITC	YEAR	
	82	83
	VALUE SUM	VALUE SUM
01 MEAT AND MEAT PREPARATION	369	327
02 DAIRY PRODUCTS AND EGGS	4431	3642
03 FISH AND FISH PREPARATION	668	838
04 CEREALS AND CEREAL PREPARATIONS	22404	8829
05 FRUIT AND VEGETABLES	8699	2704
06 SUGAR, SUGAR PREPARATIONS AND HONEY	3252	1497
07 COFFE, TEA, COCOA, SPICES	328	154
08 FEEDING-STUFF FOR ANIMALS	315	342
09 MISCELLANEOUS PREPARATIONS	6129	4234
11 BEVERAGES	1693	519
12 TOBACCO AND TOBACCO MANUFACTURES	163	132
21 HIDES, SKINS AND FUR SKINS, UNRESSED	0	0
22 OIL-SEEDS, OIL NUTS AND OIL KERNELS	0	0
23 CRUDE RUBBER	7	100
24 WOOD, LUMBER AND CORK	138	22
25 PULP AND WASTE PAPER	18	6
26 TEXTILE FIBRE AND THEIR WASTE	1744	1982
27 CRUDE FERTILIZER AND CRUDE MINERALS	265	208
28 METALLIFEROUS ORES AND METAL SCRAP	14	27
29 CRUDE ANIMAL AND VEGETABLE MATERIALS	119	30
32 COAL, COKE AND BRIQUETTES	5	0
33 PETROLEUM AND PETROLEUM PRODUCTS	7952	1907
34 GAS, NATURAL AND MANUFACTURED	25	12
35 ELECTRIC ENERGY	0	0
41 ANIMAL OILS AND FATS	80	0
42 FIXED VEGETABLE OILS AND FATS	1874	1737
43 ANIMAL AND VEGETABLE OILS AND FATS	2212	747
51 CHEMICAL ELEMENTS AND COMPOUNDS	1514	609
52 MINERAL TAR AND CRUDE CHEMICALS	13	44
53 DYEING, TANNING, COLOURING MATERIALS	1063	799
54 MEDICINAL AND PHARMACEUTICAL PRODUCTS	3771	2544
55 ESSENTIAL OILS AND PERFUME MATERIALS	1425	1126
56 FERTILIZERS, MANUFACTURED	256	674
57 EXPLOSIVES AND PYROTECHNIC PRODUCTS	275	189
58 PLASTIC MATERIALS	2123	568
59 CHEMICAL MATERIALS AND PRODUCTS	1353	907
61 LEATHER, LEATHER MANUFACTURES	35	8
62 RUBBER MANUFACTURES	2052	2101
63 WOOD AND CORK MANUFACTURES	346	300
64 PAPER, PAPERBOARD AND MANUFACTURES	1796	1374
65 TEXTILE YARN, FABRICS, MADE-UP ARTICLES	4176	2856
66 NON-METALLIC MANUFACTURES	2373	2195
67 IRON AND STEEL	2438	3060
68 NON-FERROUS METALS	541	384
69 MANUFACTURES OF METAL	5668	3490
71 MACHINERY, OTHER THAN ELECTRIC	18351	10148
72 ELECTRICAL MACHINERY, APPARATUS ETC.	8478	4894
73 TRANSPORT EQUIPMENT	19281	9517
81 SANITARY, PLUMBING, HEATING, ETC.	508	87
82 FURNITURE	874	323
83 TRAVEL GOODS, HANDBAGS, ETC.	51	40
84 CLOTHING	629	398
85 FOOTWEAR	554	289
86 PROFESSIONAL, SCIENTIFIC INSTRUMENTS	1076	588
89 MISCELLANEOUS MANUFACTURED ARTICLES	4828	3366
TOTAL	149766	82876

FOREIGN EXCHANGE EXPENDITURE OF CERTAIN INDUSTRIAL COMMODITIES.
(THOUSANDS OF US DOLLARS)

Country SOMALIA

SITC	YEAR	
	82	83
	VALUE SUM	VALUE SUM
01 MEAT AND MEAT PREPARATION	798	68
02 DAIRY PRODUCTS AND EGGS	13162	15940
03 FISH AND FISH PREPARATION	45	25
04 CEREALS AND CEREAL PREPARATIONS	61681	35335
05 FRUIT AND VEGETABLES	3452	1509
06 SUGAR, SUGAR PREPARATIONS AND HONEY	2969	994
07 COFFE, TEA, COCOA, SPICES	5818	29
08 FEEDING-STUFF FOR ANIMALS	0	106
09 MISCELLANEOUS PREPARATIONS	515	2460
11 BEVERAGES	1618	826
12 TOBACCO AND TOBACCO MANUFACTURES	4561	6738
21 HIDES, SKINS AND FUR SKINS, UNRESSED	0	0
22 OIL-SEEDS, OIL NUTS AND OIL KERNELS	15	0
23 CRUDE RUBBER	46	32
24 WOOD, LUMBER AND CORK	324	2715
25 PULP AND WASTE PAPER	16	51
26 TEXTILE FIBRE AND THEIR WASTE	1887	714
27 CRUDE FERTILIZER AND CRUDE MINERALS	366	185
28 METALLIFEROUS ORES AND METAL SCRAP	0	0
29 CRUDE ANIMAL AND VEGETABLE MATERIALS	43	206
32 COAL, COKE AND BRIQUETTES	0	12
33 PETROLEUM AND PETROLEUM PRODUCTS	63474	2846
34 GAS, NATURAL AND MANUFACTURED	16	3
35 ELECTRIC ENERGY	0	0
41 ANIMAL OILS AND FATS	8	0
42 FIXED VEGETABLE OILS AND FATS	14259	10194
43 ANIMAL AND VEGETABLE OILS AND FATS	156	1
51 CHEMICAL ELEMENTS AND COMPOUNDS	8145	4233
52 MINERAL TAR AND CRUDE CHEMICALS	2	3
53 DYEING, TANNING, COLOURING MATERIALS	1873	1175
54 MEDICINAL AND PHARMACEUTICAL PRODUCTS	6734	7652
55 ESSENTIAL OILS AND PERFUME MATERIALS	1521	768
56 FERTILIZERS, MANUFACTURED	431	859
57 EXPLOSIVES AND PYROTECHNIC PRODUCTS	49	256
58 PLASTIC MATERIALS	1791	1668
59 CHEMICAL MATERIALS AND PRODUCTS	3786	2546
61 LEATHER, LEATHER MANUFACTURES	338	240
62 RUBBER MANUFACTURES	1060	3932
63 WOOD AND CORK MANUFACTURES	834	971
64 PAPER, PAPERBOARD AND MANUFACTURES	5822	3211
65 TEXTILE YARN, FABRICS, MADE-UP ARTICLES	3655	3362
66 NON-METALLIC MANUFACTURES	4734	6924
67 IRON AND STEEL	12734	8889
68 NON-FERROUS METALS	1080	356
69 MANUFACTURES OF METAL	11238	14986
71 MACHINERY, OTHER THAN ELECTRIC	42977	37117
72 ELECTRICAL MACHINERY, APPARATUS ETC.	15854	21749
73 TRANSPORT EQUIPMENT	74721	48334
81 SANITARY, PLUMBING, HEATING, ETC.	823	1235
82 FURNITURE	2291	3215
83 TRAVEL GOODS, HANDBAGS, ETC.	47	83
84 CLOTHING	2441	1613
85 FOOTWEAR	1472	1315
86 PROFESSIONAL, SCIENTIFIC INSTRUMENTS	3307	3118
89 MISCELLANEOUS MANUFACTURED ARTICLES	3666	5165
TOTAL	389354	265965

FOREIGN EXCHANGE EXPENDITURE OF CERTAIN INDUSTRIAL COMMODITIES.
(THOUSANDS OF US DOLLARS)

Country SUDAN

SITC	YEAR	
	82	83
	VALUE SUM	VALUE SUM
01 MEAT AND MEAT PREPARATION	1875	803
02 DAIRY PRODUCTS AND EGGS	32164	17054
03 FISH AND FISH PREPARATION	2233	1909
04 CEREALS AND CEREAL PREPARATIONS	111993	69262
05 FRUIT AND VEGETABLES	17380	9161
06 SUGAR, SUGAR PREPARATIONS AND HONEY	37510	1485
07 COFFE, TEA, COCOA, SPICES	14214	3851
08 FEEDING-STUFF FOR ANIMALS	944	1168
09 MISCELLANEOUS PREPARATIONS	6205	5846
11 BEVERAGES	10677	6803
12 TOBACCO AND TOBACCO MANUFACTURES	29514	18850
21 HIDES, SKINS AND FUR SKINS, UNRESSED	0	0
22 OIL-SEEDS, OIL NUTS AND OIL KERNELS	18	2
23 CRUDE RUBBER	582	610
24 WOOD, LUMBER AND CORK	10680	11295
25 PULP AND WASTE PAPER	178	159
26 TEXTILE FIBRE AND THEIR WASTE	2834	6479
27 CRUDE FERTILIZER AND CRUDE MINERALS	1108	1444
28 METALLIFEROUS ORES AND METAL SCRAP	631	468
29 CRUDE ANIMAL AND VEGETABLE MATERIALS	938	594
32 COAL, COKE AND BRIQUETTES	151	1
33 PETROLEUM AND PETROLEUM PRODUCTS	270459	25148
34 GAS, NATURAL AND MANUFACTURED	195	245
35 ELECTRIC ENERGY	0	0
41 ANIMAL OILS AND FATS	11146	7002
42 FIXED VEGETABLE OILS AND FATS	3738	2682
43 ANIMAL AND VEGETABLE OILS AND FATS	4491	7222
51 CHEMICAL ELEMENTS AND COMPOUNDS	9611	10979
52 MINERAL TAR AND CRUDE CHEMICALS	70	1
53 DYEING, TANNING, COLOURING MATERIALS	4456	2766
54 MEDICINAL AND PHARMACEUTICAL PRODUCTS	34177	48265
55 ESSENTIAL OILS AND PERFUME MATERIALS	6998	7649
56 FERTILIZERS, MANUFACTURED	16428	29526
57 EXPLOSIVES AND PYROTECHNIC PRODUCTS	2327	1734
58 PLASTIC MATERIALS	14523	14451
59 CHEMICAL MATERIALS AND PRODUCTS	60181	74503
61 LEATHER, LEATHER MANUFACTURES	1617	2261
62 RUBBER MANUFACTURES	8042	7543
63 WOOD AND CORK MANUFACTURES	4406	2411
64 PAPER, PAPERBOARD AND MANUFACTURES	14239	16436
65 TEXTILE YARN, FABRICS, MADE-UP ARTICLES	67326	35125
66 NON-METALLIC MANUFACTURES	18525	13783
67 IRON AND STEEL	44108	27539
68 NON-FERROUS METALS	5536	5188
69 MANUFACTURES OF METAL	45089	43649
71 MACHINERY, OTHER THAN ELECTRIC	213993	176645
72 ELECTRICAL MACHINERY, APPARATUS ETC.	71059	68352
73 TRANSPORT EQUIPMENT	238810	136783
81 SANITARY, PLUMBING, HEATING, ETC.	1853	1770
82 FURNITURE	7826	7999
83 TRAVEL GOODS, HANDBAGS, ETC.	318	282
84 CLOTHING	8223	2995
85 FOOTWEAR	4349	573
86 PROFESSIONAL, SCIENTIFIC INSTRUMENTS	9506	10344
89 MISCELLANEOUS MANUFACTURED ARTICLES	18794	14672
TOTAL	1504049	963767

- 42 -

FOREIGN EXCHANGE EXPENDITURE OF CERTAIN INDUSTRIAL COMMODITIES.
(THOUSANDS OF US DOLLARS)

Country TANZANIA

SITC	YEAR	
	82	83
	VALUE SUM	VALUE SUM
01 MEAT AND MEAT PREPARATION	340	401
02 DAIRY PRODUCTS AND EGGS	10031	7490
03 FISH AND FISH PREPARATION	610	312
04 CEREALS AND CEREAL PREPARATIONS	72257	33679
05 FRUIT AND VEGETABLES	1002	431
06 SUGAR, SUGAR PREPARATIONS AND HONEY	1495	1085
07 COFFE, TEA, COCOA, SPICES	214	29
08 FEEDING-STUFF FOR ANIMALS	142	681
09 MISCELLANEOUS PREPARATIONS	2441	1765
11 BEVERAGES	737	614
12 TOBACCO AND TOBACCO MANUFACTURES	17	57
21 HIDES, SKINS AND FUR SKINS, UNDRESSED	41	0
22 OIL-SEEDS, OIL NUTS AND OIL KERNELS	0	0
23 CRUDE RUBBER	3328	2598
24 WOOD, LUMBER AND CORK	291	826
25 PULP AND WASTE PAPER	704	280
26 TEXTILE FIBRE AND THEIR WASTE	1501	698
27 CRUDE FERTILIZER AND CRUDE MINERALS	2840	553
28 METALLIFEROUS ORES AND METAL SCRAP	1	458
29 CRUDE ANIMAL AND VEGETABLE MATERIALS	816	768
32 COAL, COKE AND BRIQUETTES	164	51
33 PETROLEUM AND PETROLEUM PRODUCTS	59545	23647
34 GAS, NATURAL AND MANUFACTURED	132	25
35 ELECTRIC ENERGY	0	0
41 ANIMAL OILS AND FATS	3670	2771
42 FIXED VEGETABLE OILS AND FATS	7022	1214
43 ANIMAL AND VEGETABLE OILS AND FATS	5410	1186
51 CHEMICAL ELEMENTS AND COMPOUNDS	13660	12988
52 MINERAL TAR AND CRUDE CHEMICALS	464	141
53 DYEING, TANNING, COLOURING MATERIALS	7989	6018
54 MEDICINAL AND PHARMACEUTICAL PRODUCTS	16714	12413
55 ESSENTIAL OILS AND PERFUME MATERIALS	2105	1172
56 FERTILIZERS, MANUFACTURED	12594	7473
57 EXPLOSIVES AND PYROTECHNIC PRODUCTS	1043	1110
58 PLASTIC MATERIALS	13343	5923
59 CHEMICAL MATERIALS AND PRODUCTS	27486	19733
61 LEATHER, LEATHER MANUFACTURES	386	284
62 RUBBER MANUFACTURES	4948	6996
63 WOOD AND CORK MANUFACTURES	2117	1227
64 PAPER, PAPERBOARD AND MANUFACTURES	16586	8757
65 TEXTILE YARN, FABRICS, MADE-UP ARTICLES	16044	9047
66 NON-METALLIC MANUFACTURES	9937	4892
67 IRON AND STEEL	31174	32200
68 NON-FERROUS METALS	9175	4410
69 MANUFACTURES OF METAL	32813	21057
71 MACHINERY, OTHER THAN ELECTRIC	162282	96821
72 ELECTRICAL MACHINERY, APPARATUS ETC.	52390	48473
73 TRANSPORT EQUIPMENT	92258	77374
81 SANITARY, PLUMBING, HEATING, ETC.	1738	1458
82 FURNITURE	2148	1721
83 TRAVEL GOODS, HANDBAGS, ETC.	34	86
84 CLOTHING	2633	2044
85 FOOTWEAR	967	385
86 PROFESSIONAL, SCIENTIFIC INSTRUMENTS	9210	6070
89 MISCELLANEOUS MANUFACTURED ARTICLES	11640	11040
TOTAL	728626	482913

FOREIGN EXCHANGE EXPENDITURE OF CERTAIN INDUSTRIAL COMMODITIES.
(THOUSANDS OF US DOLLARS)

Country TOGO

SITC	YEAR	
	82	83
	VALUE	VALUE
	SUM	SUM
01 MEAT AND MEAT PREPARATION	7205	5961
02 DAIRY PRODUCTS AND EGGS	2818	3021
03 FISH AND FISH PREPARATION	743	805
04 CEREALS AND CEREAL PREPARATIONS	21966	14040
05 FRUIT AND VEGETABLES	7387	5467
06 SUGAR, SUGAR PREPARATIONS AND HONEY	11482	9859
07 COFFE, TEA, COCOA, SPICES	563	355
08 FEEDING-STUFF FOR ANIMALS	253	189
09 MISCELLANEOUS PREPARATIONS	4851	10944
11 BEVERAGES	21720	9575
12 TOBACCO AND TOBACCO MANUFACTURES	3324	2320
21 HIDES, SKINS AND FUR SKINS, UNRESSED	0	0
22 OIL-SEEDS, OIL NUTS AND OIL KERNELS	0	4
23 CRUDE RUBBER	7	54
24 WOOD, LUMBER AND CORK	37	60
25 PULP AND WASTE PAPER	6	0
26 TEXTILE FIBRE AND THEIR WASTE	16150	11462
27 CRUDE FERTILIZER AND CRUDE MINERALS	430	212
28 METALLIFEROUS ORES AND METAL SCRAP	4	2
29 CRUDE ANIMAL AND VEGETABLE MATERIALS	102	82
32 COAL, COKE AND BRIQUETTES	8	1
33 PETROLEUM AND PETROLEUM PRODUCTS	101288	208472
34 GAS, NATURAL AND MANUFACTURED	14	7
35 ELECTRIC ENERGY	0	0
41 ANIMAL OILS AND FATS	128	4
42 FIXED VEGETABLE OILS AND FATS	646	5235
43 ANIMAL AND VEGETABLE OILS AND FATS	178	205
51 CHEMICAL ELEMENTS AND COMPOUNDS	2006	1933
52 MINERAL TAR AND CRUDE CHEMICALS	33	14
53 DYEING, TANNING, COLOURING MATERIALS	1970	1641
54 MEDICINAL AND PHARMACEUTICAL PRODUCTS	8767	11000
55 ESSENTIAL OILS AND PERFUME MATERIALS	7223	7413
56 FERTILIZERS, MANUFACTURED	2699	568
57 EXPLOSIVES AND PYROTECHNIC PRODUCTS	576	150
58 PLASTIC MATERIALS	2541	1599
59 CHEMICAL MATERIALS AND PRODUCTS	1468	3916
61 LEATHER, LEATHER MANUFACTURES	360	323
62 RUBBER MANUFACTURES	4812	4741
63 WOOD AND CORK MANUFACTURES	986	340
64 PAPER, PAPERBOARD AND MANUFACTURES	5079	3486
65 TEXTILE YARN, FABRICS, MADE-UP ARTICLES	64076	41473
66 NON-METALLIC MANUFACTURES	4788	3575
67 IRON AND STEEL	9361	4394
68 NON-FERROUS METALS	920	840
69 MANUFACTURES OF METAL	7542	5180
71 MACHINERY, OTHER THAN ELECTRIC	21854	17944
72 ELECTRICAL MACHINERY, APPARATUS ETC.	15355	12882
73 TRANSPORT EQUIPMENT	28565	17666
81 SANITARY, PLUMBING, HEATING, ETC.	1054	602
82 FURNITURE	1294	1031
83 TRAVEL GOODS, HANDBAGS, ETC.	469	470
84 CLOTHING	9333	6062
85 FOOTWEAR	8700	4052
86 PROFESSIONAL, SCIENTIFIC INSTRUMENTS	3245	2884
89 MISCELLANEOUS MANUFACTURED ARTICLES	7464	6225
TOTAL	423653	450543

FOREIGN EXCHANGE EXPENDITURE OF CERTAIN INDUSTRIAL COMMODITIES.
(THOUSANDS OF US DOLLARS)

Country TUNISIA

SITC	YEAR	
	82	83
	VALUE	VALUE
	SUM	SUM
01 MEAT AND MEAT PREPARATION	8936	17146
02 DAIRY PRODUCTS AND EGGS	31598	27430
03 FISH AND FISH PREPARATION	151	148
04 CEREALS AND CEREAL PREPARATIONS	135166	161299
05 FRUIT AND VEGETABLES	13142	28353
06 SUGAR, SUGAR PREPARATIONS AND HONEY	46048	33028
07 COFFE, TEA, COCOA, SPICES	10219	5985
08 FEEDING-STUFF FOR ANIMALS	17793	1722
09 MISCELLANEOUS PREPARATIONS	6852	5583
11 BEVERAGES	1883	1460
12 TOBACCO AND TOBACCO MANUFACTURES	13142	14476
21 HIDES, SKINS AND FUR SKINS, UNRESSED	686	314
22 OIL-SEEDS, OIL NUTS AND OIL KERNELS	507	132
23 CRUDE RUBBER	1954	1983
24 WOOD, LUMBER AND CORK	39438	30894
25 PULP AND WASTE PAPER	3345	2860
26 TEXTILE FIBRE AND THEIR WASTE	17924	13894
27 CRUDE FERTILIZER AND CRUDE MINERALS	61247	56697
28 METALLIFEROUS ORES AND METAL SCRAP	6824	562
29 CRUDE ANIMAL AND VEGETABLE MATERIALS	4525	4631
32 COAL, COKE AND BRIQUETTES	10452	9695
33 PETROLEUM AND PETROLEUM PRODUCTS	217459	91661
34 GAS, NATURAL AND MANUFACTURED	13315	12185
35 ELECTRIC ENERGY	0	0
41 ANIMAL OILS AND FATS	91	157
42 FIXED VEGETABLE OILS AND FATS	47356	43485
43 ANIMAL AND VEGETABLE OILS AND FATS	6128	4148
51 CHEMICAL ELEMENTS AND COMPOUNDS	48704	34640
52 MINERAL TAR AND CRUDE CHEMICALS	48	116
53 DYEING, TANNING, COLOURING MATERIALS	15051	15467
54 MEDICINAL AND PHARMACEUTICAL PRODUCTS	61591	52480
55 ESSENTIAL OILS AND PERFUME MATERIALS	14046	8299
56 FERTILIZERS, MANUFACTURED	7485	1979
57 EXPLOSIVES AND PYROTECHNIC PRODUCTS	3637	3366
58 PLASTIC MATERIALS	48857	42338
59 CHEMICAL MATERIALS AND PRODUCTS	22872	25328
61 LEATHER, LEATHER MANUFACTURES	22924	21613
62 RUBBER MANUFACTURES	23090	18855
63 WOOD AND CORK MANUFACTURES	8605	5312
64 PAPER, PAPERBOARD AND MANUFACTURES	35701	29284
65 TEXTILE YARN, FABRICS, MADE-UP ARTICLES	227075	211821
66 NON-METALLIC MANUFACTURES	60432	48774
67 IRON AND STEEL	172982	128944
68 NON-FERROUS METALS	22523	20394
69 MANUFACTURES OF METAL	83289	68565
71 MACHINERY, OTHER THAN ELECTRIC	487575	449091
72 ELECTRICAL MACHINERY, APPARATUS ETC.	175876	242967
73 TRANSPORT EQUIPMENT	426322	256147
81 SANITARY, PLUMBING, HEATING, ETC.	12229	10594
82 FURNITURE	7364	5620
83 TRAVEL GOODS, HANDBAGS, ETC.	2182	1873
84 CLOTHING	63852	60824
85 FOOTWEAR	1499	1376
86 PROFESSIONAL, SCIENTIFIC INSTRUMENTS	38333	33240
89 MISCELLANEOUS MANUFACTURED ARTICLES	46542	51780
TOTAL	2854650	2419732

FOREIGN EXCHANGE EXPENDITURE OF CERTAIN INDUSTRIAL COMMODITIES.
(THOUSANDS OF US DOLLARS)

Country UGANDA

SITC	YEAR	
	82	83
	VALUE SUM	VALUE SUM
01 MEAT AND MEAT PREPARATION	825	36
02 DAIRY PRODUCTS AND EGGS	6811	8683
03 FISH AND FISH PREPARATION	749	259
04 CEREALS AND CEREAL PREPARATIONS	7627	4833
05 FRUIT AND VEGETABLES	1395	88
06 SUGAR, SUGAR PREPARATIONS AND HONEY	4783	391
07 COFFE, TEA, COCOA, SPICES	261	213
08 FEEDING-STUFF FOR ANIMALS	157	45
09 MISCELLANEOUS PREPARATIONS	1400	135
11 BEVERAGES	1771	2389
12 TOBACCO AND TOBACCO MANUFACTURES	75	45
21 HIDES, SKINS AND FUR SKINS, UNRESSED	31	0
22 OIL-SEEDS, OIL NUTS AND OIL KERNELS	4	0
23 CRUDE RUBBER	176	12
24 WOOD, LUMBER AND CORK	17	2
25 PULP AND WASTE PAPER	0	24
26 TEXTILE FIBRE AND THEIR WASTE	352	544
27 CRUDE FERTILIZER AND CRUDE MINERALS	115	43
28 METALLIFEROUS ORES AND METAL SCRAP	0	0
29 CRUDE ANIMAL AND VEGETABLE MATERIALS	119	21
32 COAL, COKE AND BRIQUETTES	28	8
33 PETROLEUM AND PETROLEUM PRODUCTS	68060	2481
34 GAS, NATURAL AND MANUFACTURED	247	0
35 ELECTRIC ENERGY	0	0
41 ANIMAL OILS AND FATS	2527	175
42 FIXED VEGETABLE OILS AND FATS	638	799
43 ANIMAL AND VEGETABLE OILS AND FATS	50	0
51 CHEMICAL ELEMENTS AND COMPOUNDS	1987	1389
52 MINERAL TAR AND CRUDE CHEMICALS	76	0
53 DYEING, TANNING, COLOURING MATERIALS	1982	588
54 MEDICINAL AND PHARMACEUTICAL PRODUCTS	10493	6785
55 ESSENTIAL OILS AND PERFUME MATERIALS	7009	585
56 FERTILIZERS, MANUFACTURED	41	54
57 EXPLOSIVES AND PYROTECHNIC PRODUCTS	5	6
58 PLASTIC MATERIALS	1349	1826
59 CHEMICAL MATERIALS AND PRODUCTS	6900	2017
61 LEATHER, LEATHER MANUFACTURES	68	221
62 RUBBER MANUFACTURES	2566	4149
63 WOOD AND CORK MANUFACTURES	436	36
64 PAPER, PAPERBOARD AND MANUFACTURES	3565	2500
65 TEXTILE YARN, FABRICS, MADE-UP ARTICLES	7804	3099
66 NON-METALLIC MANUFACTURES	3559	745
67 IRON AND STEEL	5283	3549
68 NON-FERROUS METALS	1123	495
69 MANUFACTURES OF METAL	8720	8617
71 MACHINERY, OTHER THAN ELECTRIC	26120	31688
72 ELECTRICAL MACHINERY, APPARATUS ETC.	15673	10481
73 TRANSPORT EQUIPMENT	33781	26410
81 SANITARY, PLUMBING, HEATING, ETC.	269	200
82 FURNITURE	1522	386
83 TRAVEL GOODS, HANDBAGS, ETC.	52	161
84 CLOTHING	1494	2129
85 FOOTWEAR	1023	1057
86 PROFESSIONAL, SCIENTIFIC INSTRUMENTS	3529	3208
89 MISCELLANEOUS MANUFACTURED ARTICLES	15468	4547
TOTAL	260119	136149

FOREIGN EXCHANGE EXPENDITURE OF CERTAIN INDUSTRIAL COMMODITIES.
(THOUSANDS OF US DOLLARS)

Country ZAIRE

SITC	YEAR	
	82	83
	VALUE	VALUE
	SUM	SUM
01 MEAT AND MEAT PREPARATION	12139	10053
02 DAIRY PRODUCTS AND EGGS	13914	13556
03 FISH AND FISH PREPARATION	12217	6212
04 CEREALS AND CEREAL PREPARATIONS	43687	51143
05 FRUIT AND VEGETABLES	3548	3439
06 SUGAR, SUGAR PREPARATIONS AND HONEY	2634	1185
07 COFFE, TEA, COCOA, SPICES	602	526
08 FEEDING-STUFF FOR ANIMALS	1376	1024
09 MISCELLANEOUS PREPARATIONS	4379	5056
11 BEVERAGES	4877	5712
12 TOBACCO AND TOBACCO MANUFACTURES	1057	532
21 HIDES, SKINS AND FUR SKINS, UNRESSED	0	14
22 OIL-SEEDS, OIL NUTS AND OIL KERNELS	7	7
23 CRUDE RUBBER	153	839
24 WOOD, LUMBER AND CORK	168	51
25 PULP AND WASTE PAPER	11	58
26 TEXTILE FIBRE AND THEIR WASTE	10876	6245
27 CRUDE FERTILIZER AND CRUDE MINERALS	1155	966
28 METALLIFEROUS ORES AND METAL SCRAP	94	797
29 CRUDE ANIMAL AND VEGETABLE MATERIALS	3065	1222
32 COAL, COKE AND BRIQUETTES	20	117
33 PETROLEUM AND PETROLEUM PRODUCTS	184955	164218
34 GAS, NATURAL AND MANUFACTURED	1	45
35 ELECTRIC ENERGY	0	0
41 ANIMAL OILS AND FATS	22	136
42 FIXED VEGETABLE OILS AND FATS	1087	271
43 ANIMAL AND VEGETABLE OILS AND FATS	87	61
51 CHEMICAL ELEMENTS AND COMPOUNDS	9684	12480
52 MINERAL TAR AND CRUDE CHEMICALS	10	75
53 DYEING, TANNING, COLOURING MATERIALS	7174	6945
54 MEDICINAL AND PHARMACEUTICAL PRODUCTS	25381	23525
55 ESSENTIAL OILS AND PERFUME MATERIALS	6609	6518
56 FERTILIZERS, MANUFACTURED	4460	4388
57 EXPLOSIVES AND PYROTECHNIC PRODUCTS	865	911
58 PLASTIC MATERIALS	10725	11514
59 CHEMICAL MATERIALS AND PRODUCTS	13326	8850
61 LEATHER, LEATHER MANUFACTURES	909	819
62 RUBBER MANUFACTURES	8890	8733
63 WOOD AND CORK MANUFACTURES	661	521
64 PAPER, PAPERBOARD AND MANUFACTURES	11600	10699
65 TEXTILE YARN, FABRICS, MADE-UP ARTICLES	25454	26839
66 NON-METALLIC MANUFACTURES	6341	5838
67 IRON AND STEEL	31392	24227
68 NON-FERROUS METALS	2528	3277
69 MANUFACTURES OF METAL	35309	27407
71 MACHINERY, OTHER THAN ELECTRIC	142593	121201
72 ELECTRICAL MACHINERY, APPARATUS ETC.	55807	52862
73 TRANSPORT EQUIPMENT	134316	120975
81 SANITARY, PLUMBING, HEATING, ETC.	3869	1877
82 FURNITURE	2402	2251
83 TRAVEL GOODS, HANDBAGS, ETC.	785	691
84 CLOTHING	14548	16155
85 FOOTWEAR	7594	5206
86 PROFESSIONAL, SCIENTIFIC INSTRUMENTS	12070	10585
89 MISCELLANEOUS MANUFACTURED ARTICLES	27497	28048
TOTAL	904727	816954

FOREIGN EXCHANGE EXPENDITURE OF CERTAIN INDUSTRIAL COMMODITIES.
(THOUSANDS OF US DOLLARS)

Country ZAMBIA

SITC	YEAR	
	82	83
	VALUE SUM	VALUE SUM
01 MEAT AND MEAT PREPARATION	121	162
02 DAIRY PRODUCTS AND EGGS	3245	1279
03 FISH AND FISH PREPARATION	47	112
04 CEREALS AND CEREAL PREPARATIONS	23176	11424
05 FRUIT AND VEGETABLES	233	204
06 SUGAR, SUGAR PREPARATIONS AND HONEY	89	37
07 COFFE, TEA, COCOA, SPICES	46	823
08 FEEDING-STUFF FOR ANIMALS	573	185
09 MISCELLANEOUS PREPARATIONS	1500	704
11 BEVERAGES	433	205
12 TOBACCO AND TOBACCO MANUFACTURES	4	2
21 HIDES, SKINS AND FUR SKINS, UNRESSED	0	0
22 OIL-SEEDS, OIL NUTS AND OIL KERNELS	2	79
23 CRUDE RUBBER	1790	1436
24 WOOD, LUMBER AND CORK	624	75
25 PULP AND WASTE PAPER	669	351
26 TEXTILE FIBRE AND THEIR WASTE	587	323
27 CRUDE FERTILIZER AND CRUDE MINERALS	529	24
28 METALLIFEROUS ORES AND METAL SCRAP	1	51
29 CRUDE ANIMAL AND VEGETABLE MATERIALS	1020	1174
32 COAL, COKE AND BRIQUETTES	0	0
33 PETROLEUM AND PETROLEUM PRODUCTS	177483	47310
34 GAS, NATURAL AND MANUFACTURED	5	2
35 ELECTRIC EMERGY	0	0
41 ANIMAL OILS AND FATS	429	0
42 FIXED VEGETABLE OILS AND FATS	873	5250
43 ANIMAL AND VEGETABLE OILS AND FATS	531	207
51 CHEMICAL ELEMENTS AND COMPOUNDS	9482	5390
52 MINERAL TAR AND CRUDE CHEMICALS	18233	1
53 DYEING, TANNING, COLOURING MATERIALS	2561	2645
54 MEDICINAL AND PHARMACEUTICAL PRODUCTS	11152	6357
55 ESSENTIAL OILS AND PERFUME MATERIALS	2085	1032
56 FERTILIZERS, MANUFACTURED	37876	7370
57 EXPLOSIVES AND PYROTECHNIC PRODUCTS	198	206
58 PLASTIC MATERIALS	11369	5428
59 CHEMICAL MATERIALS AND PRODUCTS	6137	6662
61 LEATHER, LEATHER MANUFACTURES	517	223
62 RUBBER MANUFACTURES	8534	7070
63 WOOD AND CORK MANUFACTURES	578	244
64 PAPER, PAPERBOARD AND MANUFACTURES	5962	3335
65 TEXTILE YARN, FABRICS, MADE-UP ARTICLES	22286	12850
66 NON-METALLIC MANUFACTURES	7773	2893
67 IRON AND STEEL	9188	12552
68 NON-FERROUS METALS	2006	1924
69 MANUFACTURES OF METAL	12992	7539
71 MACHINERY, OTHER THAN ELECTRIC	134474	70060
72 ELECTRICAL MACHINERY, APPARATUS ETC.	38118	23258
73 TRANSPORT EQUIPMENT	102780	68912
81 SANITARY, PLUMBING, HEATING, ETC.	992	275
82 FURNITURE	563	212
83 TRAVEL GOODS, HANDBAGS, ETC.	25	24
84 CLOTHING	1896	991
85 FOOTWEAR	920	346
86 PROFESSIONAL, SCIENTIFIC INSTRUMENTS	7507	5044
89 MISCELLANEOUS MANUFACTURED ARTICLE	14243	6972
TOTAL	684231	329035

FOREIGN EXCHANGE EXPENDITURE OF CERTAIN INDUSTRIAL COMMODITIES
(THOUSANDS OF US DOLLARS)

TOTAL	YEAR	
	82	83
	VALUE	VALUE
	SUM	SUM
Country		
ALGERIA	8796293	8617332
ANGOLA	865149	627500
BENIN	671745	332082
BURKINA FASO	261245	225462
BURUNDI	124300	84453
CAMEROON	1313848	1144022
CAPE VERDE	55566	71201
CENTRAL AFRICAN REP.	73508	54551
CHAD	57478	48482
COMOROS	38599	39724
CONGO	821288	508038
EGYPT	9887013	9259623
ETHIOPIA	486351	546964
GABON	671459	586419
GAMBIA	72080	69129
GHANA	481463	484282
GUINEA-BISSAU	84582	70960
IVORY COAST	1328721	1113242
KENYA	1199927	763910
LIBERIA	2616493	1937327
LYBIAN ARAB JAMAHIRIYA	6233894	5744720
MADAGASCAR	407066	285440
MALAWI	103055	77940
MALI	246148	274620
MAURITANIA	348746	282535
MAURITIUS	277546	186334
MOROCCO	3620999	2556914
MOZAMBIQUE	622939	480237
NIGER	323945	198823
NIGERIA	10698442	6574496
REUNION	830042	559047
SENEGAL	851832	743353
SEYCHELLES	53637	37967
SIERRA LEONE	149766	82876
SOMALIA	389354	265965
SUDAN	1504049	963767
TANZANIA	728626	482913
TOGO	423653	450543
TUNISIA	2854850	2419732
UGANDA	260119	138149
ZAIRE	904727	818954
ZAMBIA	684231	329035
TOTAL	62222572	50536182

P A R T B

FOREIGN EXCHANGE EXPENDITURES BY AFRICAN COUNTRIES
ON IMPORTS OF MAJOR INDUSTRIAL COMMODITIES

B Y C O M M O D I T Y G R O U P

FOREIGN EXCHANGE EXPENDITURE OF CERTAIN INDUSTRIAL COMMODITIES
(THOUSANDS OF US DOLLARS)

SITC 01 MEAT AND MEAT PREPARATION

Country	YEAR	
	82	83
	VALUE	VALUE
	SUM	SUM
ALGERIA	82618	56567
ANGOLA	26358	29766
BENIN	2778	3317
BURKINA FASO	501	214
BURUNDI	148	96
CAMEROON	4973	6869
CAPE VERDE	217	632
CENTRAL AFRICAN REP.	249	200
CHAD	552	76
COMOROS	547	236
CONGO	11518	7244
EGYPT	201864	159631
ETHIOPIA	67	49
GABON	24552	19351
GAMBIA	189	339
GHANA	3783	3232
GUINEA-BISSAU	487	436
IVORY COAST	23143	11789
KENYA	194	555
LIBERIA	3925	3985
LYBIAN ARAB JAMAHIRIYA	38834	31665
MADAGASCAR	4	422
MALAWI	5	2
MALI	646	422
MAURITANIA	172	221
MAURITIUS	7863	2671
MOROCCO	6022	4891
MOZAMBIQUE	1026	3464
NIGER	561	488
NIGERIA	35414	11873
REUNION	27329	22450
SENEGAL	835	1336
SEYCHELLES	659	272
SIERRA LEONE	369	327
SOMALIA	798	68
SUDAN	1875	803
TANZANIA	340	401
TOGO	7205	5861
TUNISIA	8936	17146
UGANDA	825	36
ZAIRE	12139	10053
ZAMBIA	121	162
TOTAL	540638	421714

FOREIGN EXCHANGE EXPENDITURE OF CERTAIN INDUSTRIAL COMMODITIES
(THOUSANDS OF US DOLLARS)

SITC 02 DAIRY PRODUCTS AND EGGS

Country	YEAR	
	82	83
	VALUE	VALUE
	SUM	SUM
ALGERIA	429703	400312
ANGOLA	32365	27746
BENIN	1978	2091
BURKINA FASO	12133	8072
BURUNDI	2611	1279
CAMEROON	12043	8936
CAPE VERDE	1743	3353
CENTRAL AFRICAN REP.	1247	1179
CHAD	2474	567
COMOROS	2635	566
CONGO	5585	6507
EGYPT	154255	168719
ETHIOPIA	12546	13004
GABON	7478	6346
GAMBIA	1437	2000
GHANA	5139	7966
GUINEA-BISSAU	1505	2081
IVORY COAST	45681	43992
KENYA	5971	3992
LIBERIA	4000	4255
LYBIAN ARAB JAMAHIRIYA	75344	124832
MADAGASCAR	4089	2827
MALAWI	3527	2705
MALI	5371	3797
MAURITANIA	20784	12591
MAURITIUS	15786	10001
MOROCCO	86075	32042
MOZAMBIQUE	8765	3475
NIGER	2720	3558
NIGERIA	262457	129811
REUNION	18708	18945
SENEGAL	23969	18996
SEYCHELLES	1849	1474
SIERRA LEONE	4431	3642
SOMALIA	13162	15940
SUDAN	32164	17054
TANZANIA	10031	7490
TOGO	2818	3021
TUNISIA	31598	27430
UGANDA	6811	6683
ZAIRE	13914	13556
ZAMBIA	3245	1279
TOTAL	1390150	1176110

FOREIGN EXCHANGE EXPENDITURE OF CERTAIN INDUSTRIAL COMMODITIES
(THOUSANDS OF US DOLLARS)

SITC 03 FISH AND FISH PREPARATION

Country	YEAR	
	82	83
	VALUE	VALUE
	SUM	SUM
ALGERIA	468	3519
ANGOLA	7438	13027
BENIN	974	83
BURKINA FASO	1752	1568
BURUNDI	525	343
CAMEROON	19081	5557
CAPE VERDE	71	69
CENTRAL AFRICAN REP.	350	147
CHAD	564	1082
COMOROS	339	318
CONGO	14812	7590
EGYPT	36797	35766
ETHIOPIA	213	39
GABON	6017	3505
GAMBIA	154	850
GHANA	8519	6004
GUINEA-BISSAU	182	392
IVORY COAST	30259	21450
KENYA	531	429
LIBERIA	2642	3297
LYBIAN ARAB JAMAHIRIYA	3838	9425
MADAGASCAR	96	16
MALAWI	263	124
MALI	440	104
MAURITANIA	2363	950
MAURITIUS	4204	2595
MOROCCO	158	1292
MOZAMBIQUE	6175	6024
NIGER	499	130
NIGERIA	303002	203564
REUNION	8968	5654
SENEGAL	9987	10395
SEYCHELLES	242	452
SIERRA LEONE	668	838
SOMALIA	45	25
SUDAN	2233	1909
TANZANIA	610	312
TOGO	743	805
TUNISIA	15	148
UGANDA	749	259
ZAIRE	12217	6212
ZAMBIA	47	112
TOTAL	489248	356376

FOREIGN EXCHANGE EXPENDITURE OF CERTAIN INDUSTRIAL COMMODITIES
(THOUSANDS OF US DOLLARS)

SITC 04 CEREALS AND CEREAL PREPARATIONS

Country	YEAR	
	82	83
	VALUE	VALUE
	SUM	SUM
ALGERIA	719016	649120
ANGOLA	57286	37447
BENIN	25534	12506
BURKINA FASO	12067	12902
BURUNDI	4266	4715
CAMEROON	145869	109596
CAPE VERDE	8189	6096
CENTRAL AFRICAN REP.	3606	4213
CHAD	8058	4095
COMOROS	4676	6701
CONGO	21227	15466
EGYPT	1081402	948165
ETHIOPIA	53482	56273
GABON	16027	17014
GAMBIA	5359	2774
GHANA	23255	32561
GUINEA-BISSAU	13580	24852
IVORY COAST	79746	96451
KENYA	37645	29922
LIBERIA	38058	35432
LYBIAN ARAB JAMAHIRIYA	167919	146509
MADAGASCAR	93222	52035
MALAWI	2790	940
MALI	17612	15397
MAURITANIA	21303	33565
MAURITIUS	23285	14773
MOROCCO	275159	262758
MOZAMBIQUE	45145	62498
NIGER	22048	6037
NIGERIA	560578	466972
REUNION	20800	24791
SENEGAL	98353	89449
SEYCHELLES	683	673
SIERRA LEONE	22404	8829
SOMALIA	61681	35335
SUDAN	111993	69362
TANZANIA	72257	33679
TOGO	21966	14040
TUNISIA	135166	161299
UGANDA	7627	4833
ZAIRE	43687	51143
ZAMBIA	23176	11424
TOTAL	4207201	3672641

FOREIGN EXCHANGE EXPENDITURE OF CERTAIN INDUSTRIAL COMMODITIES
(THOUSANDS OF US DOLLARS)

SITC 05 FRUIT AND VEGETABLES

Country	YEAR	
	82	83
	VALUE SUM	VALUE SUM
ALGERIA	120757	124691
ANGOLA	12242	12661
BENIN	10716	8357
BURKINA FASO	4526	3258
BURUNDI	116	69
CAMEROON	10730	11882
CAPE VERDE	866	1700
CENTRAL AFRICAN REP.	414	393
CHAD	43	46
COMOROS	342	393
CONGO	3648	2584
EGYPT	70366	58613
ETHIOPIA	1274	777
GABON	7250	6687
GAMBIA	1772	2724
GHANA	654	626
GUINEA-BISSAU	737	594
IVORY COAST	16851	15081
KENYA	1928	1592
LIBERIA	4235	4035
LYBIAN ARAB JAMAHIRIYA	30171	33291
MADAGASCAR	189	180
MALAWI	167	112
MALI	4834	3585
MAURITANIA	5194	6010
MAURITIUS	3519	1465
MOROCCO	8633	7680
MOZAMBIQUE	1779	4058
NIGER	5345	2356
NIGERIA	29670	15580
REUNION	12544	11625
SENEGAL	13953	13778
SEYCHELLES	253	1072
SIERRA LEONE	8699	2704
SOMALIA	3452	1509
SUDAN	17380	9161
TANZANIA	1002	431
TOGO	7387	5467
TUNISIA	13142	28353
UGANDA	1395	88
ZAIRE	3548	3439
ZAMBIA	233	204
TOTAL	442952	408910

FOREIGN EXCHANGE EXPENDITURE OF CERTAIN INDUSTRIAL COMMODITIES
(THOUSANDS OF US DOLLARS)

SITC 06 SUGAR, SUGAR PREPARATIONS AND HONEY

Country	YEAR	
	82	83
	VALUE	VALUE
	SUM	SUM
ALGERIA	98916	97908
ANGOLA	527	911
BENIN	655	896
BURKINA FASO	3819	2140
BURUNDI	1393	158
CAMEROON	841	387
CAPE VERDE	1687	2127
CENTRAL AFRICAN REP.	1127	290
CHAD	391	59
COMOROS	516	84
CONGO	5638	4264
EGYPT	112870	56664
ETHIOPIA	109	410
GABON	813	263
GAMBIA	7537	9125
GHANA	3865	4811
GUINEA-BISSAU	581	381
IVORY COAST	2780	3345
KENYA	1820	4899
LIBERIA	3118	4992
LYBIAN ARAB JAMAHIRIYA	13425	701
MADAGASCAR	1445	1639
MALAWI	14	32
MALI	12012	7298
MAURITANIA	28271	6470
MAURITIUS	433	375
MOROCCO	57350	23952
MOZAMBIQUE	54	146
NIGER	1822	1606
NIGERIA	296914	259420
REUNION	1876	3594
SENEGAL	10321	5089
SEYCHELLES	77	82
SIERRA LEONE	3252	1497
SOMALIA	2969	994
SUDAN	37510	1485
TANZANIA	1495	1085
TOGO	11482	9859
TUNISIA	46048	33028
UGANDA	4783	391
ZAIRE	2634	1185
ZAMBIA	89	37
TOTAL	783280	554079

FOREIGN EXCHANGE EXPENDITURE OF CERTAIN INDUSTRIAL COMMODITIES
(THOUSANDS OF US DOLLARS)

SITC 07 COFFE, TEA, COCOA, SPICES

Country	YEAR	
	82	83
	VALUE	VALUE
	SUM	SUM
ALGERIA	69376	93202
ANGOLA	828	1931
BENIN	406	247
BURKINA FASO	3054	2165
BURUNDI	95	124
CAMEROON	1522	826
CAPE VERDE	176	262
CENTRAL AFRICAN REP.	114	57
CHAD	662	12
COMOROS	90	74
CONGO	1069	734
EGYPT	80846	44431
ETHIOPIA	3077	348
GABON	2016	2203
GAMBIA	331	222
GHANA	363	429
GUINEA-BISSAU	188	109
IVORY COAST	2312	2356
KENYA	1350	1104
LIBERIA	2199	641
LYBIAN ARAB JAMAHIRIYA	9931	1778
MADAGASCAR	17	13
MALAWI	2	2
MALI	1684	1936
MAURITANIA	464	679
MAURITIUS	1225	608
MOROCCO	22757	25930
MOZAMBIQUE	2800	1383
NIGER	2374	826
NIGERIA	20157	13874
REUNION	8877	5273
SENEGAL	9264	9548
SEYCHELLES	91	62
SIERRA LEONE	328	154
SOMALIA	5818	29
SUDAN	14214	3851
TANZANIA	214	29
TOGO	563	355
TUNISIA	10219	6985
UGANDA	261	213
ZAIRE	602	526
ZAMBIA	46	823
TOTAL	279981	225376

FOREIGN EXCHANGE EXPENDITURE OF CERTAIN INDUSTRIAL COMMODITIES
(THOUSANDS OF US DOLLARS)

SITC 08 FEEDING-STUFF FOR ANIMALS

Country	YEAR	
	82	83
	VALUE	VALUE
	SUM	SUM
ALGERIA	64353	62109
ANGOLA	107	882
BEN	423	361
BURKINA FASO	30	50
BURUNDI	9	12
CAMEROON	2300	2217
CAPE VERDE	526	160
CENTRAL AFRICAN REP.	48	32
CHAD	0	10
COMOROS	43	39
CONGO	1267	1697
EGYPT	59359	91248
ETHIOPIA	315	6800
GABON	2177	1731
GAMBIA	24	4
GHANA	1464	2318
GUINEA-BISSAU	38	133
IVORY COAST	1038	1705
KENYA	697	1053
LIBERIA	2021	1855
LYBIAN ARAB JAMAHIRIYA	109951	72287
MADAGASCAR	101	140
MALAWI	2	2
MALI	8	69
MAURITANIA	168	326
MAURITIUS	799	432
MOROCCO	18933	2850
MOZAMBIQUE	822	708
NIGER	65	24
NIGERIA	32700	16139
REUNION	6948	7091
SENEGAL	581	282
SEYCHELLES	14	6
SIERRA LEONE	315	342
SOMALIA	0	106
SUDAN	944	1168
TANZANIA	142	681
TOGO	253	189
TUNISIA	17793	1722
UGANDA	157	45
ZAIRE	1376	1024
ZAMBIA	573	185
TOTAL	328883	282237

FOREIGN EXCHANGE EXPENDITURE OF CERTAIN INDUSTRIAL COMMODITIES
(THOUSANDS OF US DOLLARS)

SITC 09 MISCELLANEOUS PREPARATIONS

COUNTRY	YEAR	
	82	83
	VALUE SUM	VALUE SUM
ALGERIA	17736	17486
ANGOLA	7764	15792
BENIN	3551	4242
BURKINA FASO	4533	3319
BURUNDI	367	435
CAMEROON	13654	15853
CAPE VERDE	1647	2747
CENTRAL AFRICAN REP.	510	522
CHAD	131	440
COMOROS	309	188
CONGO	4176	3489
EGYPT	47651	61240
ETHIOPIA	4706	5334
GABON	4783	4304
GAMBIA	1076	841
GHANA	1875	5673
GUINEA-BISSAU	782	1156
IVORY COAST	20101	18640
KENYA	1296	1943
LIBERIA	6514	6472
LYBIAN ARAB JAMAHIRIYA	12147	17852
MADAGASCAR	360	1270
MALAWI	536	407
MALI	4849	6258
MAURITANIA	1351	1614
MAURITIUS	1876	1910
MOROCCO	9253	6863
MOZAMBIQUE	1703	1750
NIGER	3159	9360
NIGERIA	170490	124286
REUNION	6169	6494
SENEGAL	9529	13509
SEYCHELLES	654	404
SIERRA LEONE	6129	4234
SOMALIA	515	2460
SUDAN	6205	5846
TANZANIA	2441	1765
TOGO	4851	10044
TUNISIA	6852	5583
UGANDA	1400	135
ZAIRE	4379	5056
ZAMBIA	1500	704
TOTAL	399509	398819

FOREIGN EXCHANGE EXPENDITURE OF CERTAIN INDUSTRIAL COMMODITIES
(THOUSANDS OF US DOLLARS)

SITC 11 BEVERAGES

Country	YEAR	
	82	83
	VALUE	VALUE
	SUM	SUM
ALGERIA	1844	1040
ANGOLA	8729	7191
BENIN	24403	9039
BURKINA FASO	1186	898
BURUNDI	1091	284
CAMEROON	34253	24849
CAPE VERDE	2298	2677
CENTRAL AFRICAN REP.	2142	1406
CHAD	305	448
COMOROS	425	533
CONGO	6864	6539
EGYPT	8727	7187
ETHIOPIA	688	1008
GABON	18617	13406
GAMBIA	692	758
GHANA	4040	2488
GUINEA-BISSAU	723	638
IVORY COAST	22258	13980
KENYA	4423	3090
LIBERIA	3269	3144
LYBIAN ARAB JAMAHIRIYA	2296	943
MADAGASCAR	288	162
MALAWI	250	255
MALI	1307	1093
MAURITANIA	1027	606
MAURITIUS	1079	1171
MOROCCO	2600	2620
MOZAMBIQUE	1262	2208
NIGER	2922	1244
NIGERIA	51124	20809
REUNION	11653	11290
SENEGAL	5280	4280
SEYCHELLES	797	704
SIERRA LEONE	1693	519
SOMALIA	1618	826
SUDAN	10677	6803
TANZANIA	737	614
TOGO	21720	9575
TUNISIA	1883	1460
UGANDA	1771	2389
ZAIRE	4877	5712
ZAMBIA	433	205
TOTAL	274270	176092

FOREIGN EXCHANGE EXPENDITURE OF CERTAIN INDUSTRIAL COMMODITIES
(THOUSANDS OF US DOLLARS)

SITC 12 TOBACCO AND TOBACCO MANUFACTURES

Country	YEAR	
	82	83
	VALUE SUM	VALUE SUM
ALGERIA	29525	20375
ANGOLA	2125	3156
BENIN	8867	7663
BURKINA FASO	3821	4293
BURUNDI	89	7
CAMEROON	4877	5453
CAPE VERDE	364	415
CENTRAL AFRICAN REP.	755	594
CHAD	522	268
COMOROS	483	500
CONGO	1820	854
EGYPT	134164	139413
ETHIOPIA	9387	5151
GABON	1137	1187
GAMBIA	506	491
GHANA	1038	1160
GUINEA-BISSAU	361	215
IVORY COAST	11086	9235
KENYA	494	413
LIBERIA	3066	2950
LYBIAN ARAB JAMAHIRIYA	33093	46150
MADAGASCAR	56	562
MALAWI	43	6
MALI	2394	3285
MAURITANIA	1300	2493
MAURITIUS	332	507
MOROCCO	29861	29833
MOZAMBIQUE	69	35
NIGER	4656	3817
NIGERIA	4019	3469
REUNION	4654	4945
SENEGAL	13518	14806
SEYCHELLES	483	341
SIERRA LEONE	183	132
SOMALIA	4561	6738
SUDAN	29514	18850
TANZANIA	17	57
TOGO	3324	2320
TUNISIA	13142	14476
UGANDA	75	45
ZAIRE	1057	532
ZAMBIA	4	2
TOTAL	360802	357193

FOREIGN EXCHANGE EXPENDITURE OF CERTAIN INDUSTRIAL COMMODITIES
(THOUSANDS OF US DOLLARS)

SITC 21 HIDES, SKINS AND FUR SKINS, UNRESSED

	YEAR	
	82	83
	VALUE SUM	VALUE SUM
Country		
ALGERIA	13447	7816
ANGOLA	0	0
BENIN	0	0
BURKINA FASO	0	3
BURUNDI	0	0
CAMEROON	0	0
CAPE VERDE	0	0
CENTRAL AFRICAN REP.	0	0
CHAD	3	0
COMOROS	0	0
CONGO	0	0
EGYPT	492	151
ETHIOPIA	1	0
GABON	0	0
GAMBIA	0	0
GHANA	0	2
GUINEA-BISSAU	0	0
IVORY COAST	0	2
KENYA	120	0
LIBERIA	0	0
LYBIAN ARAB JAMAHIRIYA	0	17
MADAGASCAR	0	3
MALAWI	3	0
MALI	0	0
MAURITANIA	0	0
MAURITIUS	13	141
MOROCCO	120	478
MOZAMBIQUE	0	0
NIGER	10	0
NIGERIA	170	52
REUNION	0	2
SENEGAL	31	4
SEYCHELLES	0	0
SIERRA LEONE	0	0
SOMALIA	0	0
SUDAN	0	0
TANZANIA	41	0
TOGO	0	0
TUNISIA	686	314
UGANDA	31	0
ZATRE	0	14
ZAMBIA	0	0
TOTAL	15169	9001

FOREIGN EXCHANGE EXPENDITURE OF CERTAIN INDUSTRIAL COMMODITIES
(THOUSANDS OF US DOLLARS)

SITC 22 OIL-SEEDS, OIL NUTS AND OIL KERNELS

Country	YEAR	
	82	83
	VALUE SUM	VALUE SUM
ALGERIA	13709	88
ANGOLA	2018	857
BENIN	0	0
BURKINA FASO	1	37
BURUNDI	2	0
CAMEROON	315	1
CAPE VERDE	0	0
CENTRAL AFRICAN REP.	62	0
CHAD	1	0
COMOROS	0	0
CONGO	0	0
EGYPT	13012	10655
ETHIOPIA	0	266
GABON	38	3
GAMBIA	0	0
GHANA	106	8
GUINEA-BISSAU	350	6
IVORY COAST	40	2
KENYA	85	21
LIBERIA	2	163
LYBIAN ARAB JAMAHIRIYA	15	102
MADAGASCAR	3	0
MALAWI	0	0
MALI	0	2
MAURITANIA	7	1
MAURITIUS	141	59
MOROCCO	10275	7265
MOZAMBIQUE	556	16
NIGER	1	38
NIGERIA	231	57
REUNION	77	54
SENEGAL	60	12
SEYCHELLES	0	0
SIERRA LEONE	0	0
SOMALIA	15	0
SUDAN	18	2
TANZANIA	0	0
TOGO	0	4
TUNISIA	507	132
UGANDA	4	0
ZAIRE	7	7
ZAMBIA	2	79
TOTAL	41658	19936

FOREIGN EXCHANGE EXPENDITURE OF CERTAIN INDUSTRIAL COMMODITIES
(THOUSANDS OF US DOLLARS)

SITC 23 CRUDE RUBBER

Country	YEAR	
	82	83
	VALUE	VALUE
	SUM	SUM
ALGERIA	7038	4975
ANGOLA	352	502
BENIN	46	61
BURKINA FASO	923	601
BURUNDI	2	5
CAMEROON	362	358
CAPE VERDE	1	3
CENTRAL AFRICAN REP.	2	3
CHAD	1	0
COMOROS	58	47
CONGO	23	17
EGYPT	19151	11148
ETHIOPIA	3270	1699
GABON	45	27
GAMBIA	0	3
GHANA	133	33
GUINEA-BISSAU	1	5
IVORY COAST	674	258
KENYA	5922	6166
LIBERIA	34	376
LYBIAN ARAB JAMAHIRIYA	1426	961
MADAGASCAR	217	67
MALAWI	77	43
MALI	17	42
MAURITANIA	31	2
MAURITIUS	345	296
MOROCCO	11318	10063
MOZAMBIQUE	2285	2774
NIGER	27	16
NIGERIA	3684	1923
REUNION	23	23
SENEGAL	344	255
SEYCHELLES	0	1
SIERRA LEONE	7	100
SOMALIA	46	32
SUDAN	582	610
TANZANIA	3328	2598
TOGO	7	54
TUNISIA	1954	1983
UGANDA	176	12
ZAIRE	153	639
ZAMBIA	1790	1436
TOTAL	65878	50417

FOREIGN EXCHANGE EXPENDITURE OF CERTAIN INDUSTRIAL COMMODITIES
(THOUSANDS OF US DOLLARS)

SITC 24 WOOD, LUMBER AND CORK

	YEAR	
	82	83
	VALUE SUM	VALUE SUM
Country		
ALGERIA	121630	159540
ANGOLA	265	28
BENIN	39	14
BURKINA FASO	1525	589
BURUNDI	5	65
CAMEROON	1	5
CAPE VERDE	630	519
CENTRAL AFRICAN REP.	0	1
CHAD	35	7
COMOROS	181	102
CONGO	33	6
EGYPT	183709	208449
ETHIOPIA	48	282
GABON	28	143
GAMBIA	45	84
GHANA	180	38
GUINEA-BISSAU	256	451
IVORY COAST	285	440
KENYA	126	12
LIBERIA	304	239
LYBIAN ARAB JAMAHIRIYA	41321	32923
MADAGASCAR	5684	29
MALAWI	167	42
MALI	169	277
MAURITANIA	1502	455
MAURITIUS	4135	910
MOROCCO	55661	33479
MOZAMBIQUE	1358	19
NIGER	396	244
NIGERIA	3876	902
REUNION	6231	3722
SENEGAL	4242	2372
SEYCHELLES	27	17
SIERRA LEONE	138	22
SOMALIA	324	2715
SUDAN	10680	11295
TANZANIA	291	826
TOGO	37	60
TUNISIA	39438	30894
UGANDA	17	2
ZAIRE	168	51
ZAMBIA	624	75
TOTAL	485810	492344

FOREIGN EXCHANGE EXPENDITURE OF CERTAIN INDUSTRIAL COMMODITIES
(THOUSANDS OF US DOLLARS)

SITC 25 PULP AND WASTE PAPER

Country	YEAR	
	82	83
	VALUE SUM	VALUE SUM
ALGERIA	29390	27697
ANGOLA	0	60
BENIN	0	19
BURKINA FASO	0	3
BURUNDI	0	0
CAMEROON	107	58
CAPE VERDE	0	0
CENTRAL AFRICAN REP.	0	0
CHAD	0	5
COMOROS	0	0
CONGO	18	61
EGYPT	9549	10679
ETHIOPIA	3944	2106
GABON	6	0
GAMBIA	0	0
GHANA	9	31
GUINEA-BISSAU	0	0
IVORY COAST	65	48
KENYA	823	1774
LIBERIA	42	66
LYBIAN ARAB JAMAHIRIYA	134	36
MADAGASCAR	2278	1142
MALAWI	0	0
MALI	0	0
MAURITANIA	0	11
MAURITIUS	65	72
MOROCCO	11090	10192
MOZAMBIQUE	275	304
NIGER	14	10
NIGERIA	4962	5062
REUNION	2	10
SENEGAL	190	128
SEYCHELLES	3	4
SIERRA LEONE	18	6
SOMALIA	16	51
SUDAN	178	159
TANZANIA	704	280
TOGO	6	0
TUNISIA	3345	2860
UGANDA	0	24
ZAIRE	11	58
ZAMBIA	669	351
TOTAL	67913	63365

FOREIGN EXCHANGE EXPENDITURE OF CERTAIN INDUSTRIAL COMMODITIES
(THOUSANDS OF US DOLLARS)

SITC 26 TEXTILE FIBRE AND THEIR WASTE

Country	YEAR	
	82	83
	VALUE	VALUE
	SUM	SUM
ALGERIA	28546	16302
ANGOLA	4077	4124
BENIN	9378	8455
BURKINA FASO	3588	2974
BURUNDI	1948	2155
CAMEROON	1674	2217
CAPE VERDE	21	31
CENTRAL AFRICAN REP.	367	717
CHAD	306	469
COMOROS	144	135
CONGO	1265	1180
EGYPT	57762	63604
ETHIOPIA	5112	7954
GABON	1537	1830
GAMBIA	1322	728
GHANA	6651	8616
GUINEA-BISSAU	815	474
IVORY COAST	6151	4408
KENYA	12279	14544
LIBERIA	2106	2147
LYBIAN ARAB JAMAHIRIYA	2767	2462
MADAGASCAR	2532	4506
MALAWI	833	730
MALI	850	1690
MAURITANIA	377	278
MAURITIUS	11479	7208
MOROCCO	85195	72498
MOZAMBIQUE	4471	7094
NIGER	292	164
NIGERIA	37058	27817
REUNION	100	141
SENEGAL	3032	2671
SEYCHELLES	67	1
SIERRA LEONE	1744	1982
SOMALIA	1887	714
SUDAN	2834	6479
TANZANIA	1501	698
TOGO	16150	11462
TUNISIA	17924	13894
UGANDA	352	544
ZAIRE	10876	6245
ZAMBIA	587	323
TOTAL	347957	312665

FOREIGN EXCHANGE EXPENDITURE OF CERTAIN INDUSTRIAL COMMODITIES
(THOUSANDS OF US DOLLARS)

SITC 27 CRUDE FERTILIZER AND CRUDE MINERALS

	YEAR	
	82	83
	VALUE	VALUE
	SUM	SUM
Country		
ALGERIA	9975	11218
ANGOLA	2581	3271
BENIN	476	356
BURKINA FASO	126	124
BURUNDI	111	67
CAMEROON	5173	2104
CAPE VERDE	31	14
CENTRAL AFRICAN REP.	48	52
CHAD	240	22
COMOROS	55	18
CONGO	1726	850
EGYPT	24558	31245
ETHIOPIA	680	545
GABON	3515	2616
GAMBIA	123	57
GHANA	3283	320
GUINEA-BISSAU	208	51
IVORY COAST	5862	3447
KENYA	1277	1322
LIBERIA	1452	1295
LYBIAN ARAB JAMAHIRIYA	16181	17323
MADAGASCAR	366	197
MALAWI	230	344
MALI	90	201
MAURITANIA	166	59
MAURITIUS	150	125
MOROCCO	66494	49154
MOZAMBIQUE	18359	5537
NIGER	6684	6199
NIGERIA	55862	43619
REUNION	845	857
SENEGAL	2209	3331
SEYCHELLES	28	51
SIERRA LEONE	285	208
SOMALIA	366	185
SUDAN	1108	1444
TANZANIA	2840	553
TOGO	430	212
TUNISIA	61247	56697
UGANDA	115	43
ZAIRE	1155	966
ZAMBIA	529	24
TOTAL	297241	246324

FOREIGN EXCHANGE EXPENDITURE OF CERTAIN INDUSTRIAL COMMODITIES
(THOUSANDS OF US DOLLARS)

SITC 28 METALLIFEROUS ORES AND METAL SCRAP

Country	YEAR	
	82	83
	VALUE SUM	VALUE SUM
ALGERIA	18270	9400
ANGOLA	0	0
BENIN	38	3
BURKINA FASO	4	0
BURUNDI	0	0
CAMEROON	7	117
CAPE VERDE	9	0
CENTRAL AFRICAN REP.	0	0
CHAD	9	0
COMOROS	0	0
CONGO	1	2
EGYPT	1380	1439
ETHIOPIA	27	15
GABON	13	2
GAMBIA	0	0
GHANA	10	1
GUINEA-BISSAU	0	0
IVORY COAST	629	546
KENYA	681	769
LIBERIA	20	138
LYBIAN ARAB JAMAHIRIYA	304	447
MADAGASCAR	0	4
MALAWI	0	0
MALI	36	4
MAURITANIA	2	0
MAURITIUS	19	4
MOROCCO	1363	342
MOZAMBIQUE	129	21
NIGER	133	0
NIGERIA	4594	2450
REUNION	0	0
SENEGAL	295	55
SEYCHELLES	0	0
SIERRA LEONE	14	27
SOMALIA	0	0
SUDAN	631	468
TANZANIA	1	458
TOGO	4	2
TUNISIA	6824	562
UGANDA	0	0
ZAIRE	94	797
ZAMBIA	1	51
TOTAL	35541	18123

FOREIGN EXCHANGE EXPENDITURE OF CERTAIN INDUSTRIAL COMMODITIES
(THOUSANDS OF US DOLLARS)

SITC 29 CRUDE ANIMAL AND VEGETABLE MATERIALS

Country	YEAR	
	82	83
	VALUE	VALUE
	SUM	SUM
ALGERIA	6023	15157
ANGOLA	1985	1352
BENIN	89	100
BURKINA FASO	212	191
BURUNDI	469	202
CAMEROON	2049	1664
CAPE VERDE	8	12
CENTRAL AFRICAN REP.	160	111
CHAD	211	48
COMOROS	91	73
CONGO	744	373
EGYPT	8555	7519
ETHIOPIA	455	525
GABON	1005	548
GAMBIA	22	17
GHANA	193	1109
GUINEA-BISSAU	42	26
IVORY COAST	908	604
KENYA	1974	2244
LIBERIA	188	128
LYBIAN ARAB JAMAHIRIYA	6797	8381
MADAGASCAR	89	251
MALAWI	71	70
MALI	114	77
MAURITANIA	43	49
MAURITIUS	991	444
MOROCCO	10448	8183
MOZAMBIQUE	427	809
NIGER	395	404
NIGERIA	8115	8772
REUNION	1061	950
SENEGAL	645	670
SEYCHELLES	34	62
SIERRA LEONE	119	30
SOMALIA	43	206
SUDAN	938	594
TANZANIA	816	768
TOGO	102	82
TUNISIA	4525	4631
UGANDA	119	21
ZAIRE	3065	1222
ZAMBIA	1020	1174
TOTAL	65277	69853

FOREIGN EXCHANGE EXPENDITURE OF CERTAIN INDUSTRIAL COMMODITIES
(THOUSANDS OF US DOLLARS)

SITC 32 COAL, COKE AND BRIQUETTES

Country	YEAR	
	82	83
	VALUE SUM	VALUE SUM
ALGERIA	72362	42591
ANGOLA	13	11
BENIN	4	6
BURKINA FASO	1	0
BURUNDI	0	2
CAMEROON	30	27
CAPE VERDE	0	0
CENTRAL AFRICAN REP.	0	0
CHAD	1	0
COMOROS	0	0
CONGO	50	1
EGYPT	52888	24895
ETHIOPIA	16	0
GABON	32	18
GAMBIA	0	0
GHANA	16	11
GUINEA-BISSAU	0	2
IVORY COAST	56	22
KENYA	89	91
LIBERIA	1275	2
LYBIAN ARAB JAMAHIRIYA	299	79
MADAGASCAR	23	43
MALAWI	0	0
MALI	30	40
MAURITANIA	0	0
MAURITIUS	48	23
MOROCCO	6453	13290
MOZAMBIQUE	0	0
NIGER	11	1790
NIGERIA	262	246
REUNION	3	0
SENEGAL	95	124
SEYCHELLES	0	0
SIERRA LEONE	5	0
SOMALIA	0	12
SUDAN	151	1
TANZANIA	164	51
TOGO	8	1
TUNISIA	10452	9695
UGANDA	28	8
ZAIRE	20	117
ZAMBIA	0	0
TOTAL	144883	93199

FOREIGN EXCHANGE EXPENDITURE OF CERTAIN INDUSTRIAL COMMODITIES
(THOUSANDS OF US DOLLARS)

SITC 33 PETROLEUM AND PETROLEUM PRODUCTS

Country	YEAR	
	82	83
	VALUE	VALUE
	SUM	SUM
ALGERIA	131445	178988
ANGOLA	53136	16350
BENIN	57476	17866
BURKINA FASO	46058	31995
BURUNDI	17349	575
CAMEROON	25582	23296
CAPE VERDE	4902	8726
CENTRAL AFRICAN REP.	485	131
CHAD	604	579
COMOROS	2296	1143
CONGO	60044	10115
EGYPT	263299	238535
ETHIOPIA	40373	34379
GABON	5729	7625
GAMBIA	4893	5431
GHANA	40026	47018
GUINEA-BISSAU	4539	1672
IVORY COAST	112560	45672
KENYA	354587	44822
LIBERIA	95133	60778
LYBIAN ARAB JAMAHIRIYA	570865	677802
MADAGASCAR	98829	11576
MALAWI	4620	1143
MALI	39909	41014
MAURITANIA	44029	39040
MAURITIUS	58513	8455
MOROCCO	608066	37594
MOZAMBIQUE	166763	87245
NIGER	13232	5672
NIGERIA	353780	319222
REUNION	58018	2848
SENEGAL	108768	52852
SEYCHELLES	11541	193
SIERRA LEONE	7952	1907
SOMALIA	63474	2846
SUDAN	270459	25148
TANZANIA	59545	23647
TOGO	101288	208472
TUNISIA	217459	91661
UGANDA	68060	2481
ZAIRE	184955	164218
ZAMBIA	177483	47310
TOTAL	4609064	2628044

FOREIGN EXCHANGE EXPENDITURE OF CERTAIN INDUSTRIAL COMMODITIES
(THOUSANDS OF US DOLLARS)

SITC 34 GAS, NATURAL AND MANUFACTURED

Country	YEAR	
	82	83
	VALUE SUM	VALUE SUM
ALGERIA	2411	7427
ANGOLA	588	20
BENIN	17	39
BURKINA FASO	188	183
BURUNDI	64	0
CAMEROON	181	230
CAPE VERDE	791	693
CENTRAL AFRICAN REP.	46	106
CHAD	1	0
COMOROS	101	107
CONGO	402	440
EGYPT	19672	17504
ETHIOPIA	0	1
GABON	54	174
GAMBIA	0	0
GHANA	12	7
GUINEA-BISSAU	21	10
IVORY COAST	2646	4754
KENYA	2	8
LIBERIA	31	38
LYBIAN ARAB JAMAHI RIYA	3102	480
MADAGASCAR	1	0
MALAWI	0	0
MALI	90	107
MAURITANIA	190	389
MAURITIUS	437	3
MOROCCO	14342	35045
MOZAMBIQUE	0	0
NIGER	213	1105
NIGERIA	388	241
REUNION	1757	41
SENEGAL	492	2605
SEYCHELLES	15	0
SIERRA LEONE	25	12
SOMALIA	16	3
SUDAN	195	245
TANZANIA	132	25
TOGO	14	7
TUNISIA	13315	12185
UGANDA	247	0
ZAIRE	1	45
ZAMBIA	5	2
TOTAL	62207	84279

FOREIGN EXCHANGE EXPENDITURE OF CERTAIN INDUSTRIAL COMMODITIES
(THOUSANDS OF US DOLLARS)

SITC 35 ELECTRIC ENERGY

Country	YEAR	
	82	83
	VALUE	VALUE
	SUM	SUM
ALGERIA	0	0
ANGOLA	0	0
BENIN	0	0
BURKINA FASO	0	0
BURUNDI	0	0
CAMEROON	0	0
CAPE VERDE	0	0
CENTRAL AFRICAN REP.	0	0
CHAD	0	0
COMOROS	0	0
CONGO	0	0
EGYPT	0	0
ETHIOPIA	0	0
GABON	0	0
GAMBIA	0	0
GHANA	0	0
GUINEA-BISSAU	0	0
IVORY COAST	0	0
KENYA	0	0
LIBERIA	0	0
LYBIAN ARAB JAMAHIRIYA	0	0
MADAGASCAR	0	0
MALAWI	0	0
MALI	0	0
MAURITANIA	0	0
MAURITIUS	0	0
MOROCCO	0	0
MOZAMBIQUE	0	0
NIGER	0	0
NIGERIA	0	0
REUNION	0	0
SENEGAL	0	0
SEYCHELLES	0	0
SIERRA LEONE	0	0
SOMALIA	0	0
SUDAN	0	0
TANZANIA	0	0
TOGO	0	0
TUNISIA	0	0
UGANDA	0	0
ZAIRE	0	0
ZAMBIA	0	0
TOTAL	0	0

FOREIGN EXCHANGE EXPENDITURE OF CERTAIN INDUSTRIAL COMMODITIES
(THOUSANDS OF US DOLLARS)

SITC 41 ANIMAL OILS AND FATS

Country	YEAR	
	82	83
	VALUE	VALUE
	SUM	SUM
ALGERIA	17188	15613
ANGOLA	1243	2025
BENIN	1	0
BURKINA FASO	0	0
BURUNDI	1181	652
CAMEROON	1015	2490
CAPE VERDE	1	1
CENTRAL AFRICAN REP.	2	0
CHAD	0	0
COMOROS	7	0
CONGO	4	1
EGYPT	82868	98770
ETHIOPIA	12	0
GABON	32	23
GAMBIA	7	31
GHANA	1	1474
GUINEA-BISSAU	1	1
IVORY COAST	127	85
KENYA	2473	2041
LIBERIA	70	127
LYBIAN ARAB JAMAHIRIYA	726	286
MADAGASCAR	538	49
MALAWI	1799	1484
MALI	0	0
MAURITANIA	2	0
MAURITIUS	1904	623
MOROCCO	4814	5328
MOZAMBIQUE	1465	1393
NIGER	9	3
NIGERIA	19783	15279
REUNION	35	54
SENEGAL	619	28
SEYCHELLES	1	0
SIERRA LEONE	80	0
SOMALIA	8	0
SUDAN	11146	7002
TANZANIA	3670	2771
TOGO	128	4
TUNISIA	91	157
UGANDA	2527	175
ZAIRE	22	186
ZAMBIA	429	0
TOTAL	156032	158155

FOREIGN EXCHANGE EXPENDITURE OF CERTAIN INDUSTRIAL COMMODITIES
(THOUSANDS OF US DOLLARS)

SITC 42 FIXED VEGETABLE OILS AND FATS

Country	YEAR	
	82	83
	VALUE SUM	VALUE SUM
ALGERIA	100569	76504
ANGOLA	14921	20630
BENIN	590	730
BURKINA FASO	3688	6461
BURUNDI	679	313
CAMEROON	3939	4725
CAPE VERDE	1704	3111
CENTRAL AFRICAN REP.	76	83
CHAD	371	359
COMOROS	206	288
CONGO	3362	3960
EGYPT	179883	133081
ETHIOPIA	4731	8115
GABON	3443	3054
GAMBIA	294	414
GHANA	2232	4236
GUINEA-BISSAU	1012	301
IVORY COAST	1840	2833
KENYA	35178	33532
LIBERIA	3086	3724
LYBIAN ARAB JAMAHIRIYA	26361	84489
MADAGASCAR	4181	7916
MALAWI	182	3
MALI	1897	953
MAURITANIA	5001	7648
MAURITIUS	6989	6025
MOROCCO	80186	77676
MOZAMBIQUE	8482	1222
NIGER	3033	3865
NIGERIA	191443	88743
REUNION	7468	6379
SENEGAL	28717	26404
SEYCHELLES	71	120
SIERRA LEONE	1874	1737
SOMALIA	14259	10194
SUDAN	3738	2682
TANZANIA	7022	1214
TOGO	646	5235
TUNISIA	47356	43485
UGANDA	638	799
ZAIRE	1087	271
ZAMBIA	873	5250
TOTAL	803308	688764

FOREIGN EXCHANGE EXPENDITURE OF CERTAIN INDUSTRIAL COMMODITIES
(THOUSANDS OF US DOLLARS)

SITC 43 ANIMAL AND VEGETABLE OILS AND FATS

Country	YEAR	
	82	83
	VALUE	VALUE
	SUM	SUM
ALGERIA	11713	9172
ANGOLA	763	602
BENIN	75	26
BURKINA FASO	2603	968
BURUNDI	261	6
CAMEROON	601	375
CAPE VERDE	1	0
CENTRAL AFRICAN REP.	9	6
CHAD	229	1
COMOROS	10	14
CONGO	375	99
EGYPT	6796	7648
ETHIOPIA	2966	1545
GABON	6	15
GAMBIA	357	290
GHANA	552	1451
GUINEA-BISSAU	16	84
IVORY COAST	278	640
KENYA	3416	2054
LIBERIA	729	392
LYBIAN ARAB JAMAHIRIYA	670	1565
MADAGASCAR	1683	399
MALAWI	135	71
MALI	660	147
MAURITANIA	294	44
MAURITIUS	1387	450
MOROCCO	4376	4304
MOZAMBIQUE	1199	345
NIGER	40	0
NIGERIA	4936	3575
REUNION	132	117
SENEGAL	4146	2897
SEYCHELLES	27	4
SIERRA LEONE	2212	747
SOMALIA	156	1
SUDAN	4491	7222
TANZANIA	5410	1186
TOGO	178	205
TUNISIA	6128	4148
UGANDA	50	0
ZAIRE	87	61
ZAMBIA	531	207
TOTAL	70683	53084

FOREIGN EXCHANGE EXPENDITURE OF CERTAIN INDUSTRIAL COMMODITIES
(THOUSANDS OF US DOLLARS)

SITC 51 CHEMICAL ELEMENTS AND COMPOUNDS

Country	YEAR	
	82	83
	VALUE	VALUE
	SUM	SUM
ALGERIA	79919	56316
ANGOLA	5813	5689
BENIN	1865	2086
BURKINA FASO	1824	1032
BURUNDI	1874	1298
CAMEROON	21747	21633
CAPE VERDE	176	194
CENTRAL AFRICAN REP.	356	468
CHAD	487	340
COMOROS	406	115
CONGO	4332	3566
EGYPT	140666	117050
ETHIOPIA	7568	6655
GABON	3972	3098
GAMBIA	256	200
GHANA	74603	13995
GUINEA-BISSAU	403	510
IVORY COAST	25492	26227
KENYA	24632	32194
LIBERIA	2262	2239
LYBIAN ARAB JAMAHI RIYA	23041	88182
MADAGASCAR	4660	4266
MALAWI	2119	2302
MALI	1632	1365
MAURITANIA	545	469
MAURITIUS	2392	3205
MOROCCO	65219	62609
MOZAMBIQUE	12082	8766
NIGER	6830	6311
NIGERIA	193464	183056
REUNION	2225	1830
SENEGAL	9471	10577
SEYCHELLES	168	90
SIERRA LEONE	1514	609
SOMALIA	8145	4233
SUDAN	9611	10979
TANZANIA	13860	12988
TOGO	2006	1933
TUNISIA	48704	34640
UGANDA	1987	1389
ZAIRE	9684	12480
ZAMBIA	9482	5390
TOTAL	827291	752574

FOREIGN EXCHANGE EXPENDITURE OF CERTAIN INDUSTRIAL COMMODITIES
(THOUSANDS OF US DOLLARS)

SITC 52 MINERAL TAR AND CRUDE CHEMICALS

Country	YEAR	
	82	83
	VALUE	VALUE
	SUM	SUM
ALGERIA	1034	2280
ANGOLA	64	79
BENIN	13	12
BURKINA FASO	5	3
BURUNDI	0	0
CAMEROON	302	1779
CAPE VERDE	5	6
CENTRAL AFRICAN REP.	5	2
CHAD	1	0
COMOROS	25	3
CONGO	429	195
EGYPT	331	406
ETHIOPIA	8	0
GABON	528	72
GAMBIA	7	9
GHANA	2	3
GUINEA-BISSAU	31	0
IVORY COAST	246	563
KENYA	304	467
LIBERIA	196	21
LYBIAN ARAB JAMAHIRIYA	16	189
MADAGASCAR	4	16
MALAWI	0	18
MALI	5	4
MAURITANIA	7	4
MAURITIUS	9	11
MOROCCO	420	230
MOZAMBIQUE	146	10
NIGER	2	2
NIGERIA	1257	594
REUNION	26	25
SENEGAL	255	145
SEYCHELLES	0	0
SIERRA LEONE	13	44
SOMALIA	2	3
SUDAN	70	1
TANZANIA	464	141
TOGO	33	14
TUNISIA	48	116
UGANDA	76	0
ZAIRE	10	75
ZAMBIA	18233	1
TOTAL	24634	7541

FOREIGN EXCHANGE EXPENDITURE OF CERTAIN INDUSTRIAL COMMODITIES
(THOUSANDS OF US DOLLARS)

SITC 53 DYEING, TANNING, COLOURING MATERIALS

Country	YEAR	
	82	83
	VALUE	VALUE
	SUM	SUM
ALGERIA	36851	32397
ANGOLA	3163	4282
BENIN	2263	1062
BURKINA FASO	1641	1273
BURUNDI	714	702
CAMEROON	5949	5161
CAPE VERDE	509	828
CENTRAL AFRICAN REP.	158	82
CHAD	540	228
COMOROS	454	360
CONGO	4213	2830
EGYPT	51732	50921
ETHIOPIA	5672	5645
GABON	2362	2370
GAMBIA	783	902
GHANA	2004	3125
GUINEA-BISSAU	728	788
IVORY COAST	12950	9151
KENYA	9024	8106
LIBERIA	2328	2074
LYBIAN ARAB JAMAHIRIYA	20557	31132
MADAGASCAR	4798	3761
MALAWI	705	753
MALI	1838	2055
MAURITANIA	676	393
MAURITIUS	2024	2048
MOROCCO	23948	20582
MOZAMBIQUE	2963	1998
NIGER	1944	1120
NIGERIA	121718	78929
REUNION	4166	4052
SENEGAL	8345	6762
SEYCHELLES	422	420
SIERRA LEONE	1063	799
SOMALIA	1873	1175
SUDAN	4456	2766
TANZANIA	7989	8018
TOGO	1970	1641
TUNISIA	15051	15467
UGANDA	1982	588
ZAIRE	7174	6945
ZAMBIA	2561	2645
TOTAL	382260	324337

FOREIGN EXCHANGE EXPENDITURE OF CERTAIN INDUSTRIAL COMMODITIES
(THOUSANDS OF US DOLLARS)

SITC 54 MEDICINAL AND PHARMACEUTICAL PRODUCTS

Country	YEAR	
	82	83
	VALUE	VALUE
	SUM	SUM
ALGERIA	200193	221953
ANGOLA	12263	17828
BENIN	8888	8463
BURKINA FASO	7643	6902
BURUNDI	2421	3132
CAMEROON	35554	38922
CAPE VERDE	1011	495
CENTRAL AFRICAN REP.	3330	3070
CHAD	1722	2708
COMOROS	911	814
CONGO	16380	16455
EGYPT	124765	121239
ETHIOPIA	13273	18236
GABON	11920	12553
GAMBIA	1765	1200
GHANA	11880	10597
GUINEA-BISSAU	695	542
IVORY COAST	53404	52377
KENYA	23419	26291
LIBERIA	7180	6390
LYBIAN ARAB JAMAHIRIYA	85125	98003
MADAGASCAR	9260	7931
MALAWI	1987	3088
MALI	8851	7685
MAURITANIA	4174	4746
MAURITIUS	5157	4301
MOROCCO	38245	31657
MOZAMBIQUE	7976	6992
NIGER	6778	4453
NIGERIA	228374	167408
REUNION	23075	23910
SENEGAL	19763	19826
SEYCHELLES	500	436
SIERRA LEONE	3771	2544
SOMALIA	6734	7652
SUDAN	34177	48265
TANZANIA	16714	12413
TOGO	8767	11000
TUNISIA	61591	52480
UGANDA	10493	6785
ZAIRE	25381	23525
ZAMBIA	11152	6357
TOTAL	1156665	1121635

FOREIGN EXCHANGE EXPENDITURE OF CERTAIN INDUSTRIAL COMMODITIES
(THOUSANDS OF US DOLLARS)

SITC 55 ESSENTIAL OILS AND PERFUME MATERIALS

Country	YEAR	
	82	83
	VALUE	VALUE
	SUM	SUM
ALGERIA	48274	53193
ANGOLA	12527	7604
BENIN	2251	1930
BURKINA FASO	2853	2352
BURUNDI	1197	748
CAMEROON	8513	9152
CAPE VERDE	925	822
CENTRAL AFRICAN REP.	3254	562
CHAD	2833	114
COMOROS	697	735
CONGO	6236	4551
EGYPT	46836	47314
ETHIOPIA	3335	4136
GABON	10816	6578
GAMBIA	807	652
GHANA	1460	1695
GUINEA-BISSAU	1193	670
IVORY COAST	10636	9265
KENYA	5852	5206
LIBERIA	5976	6365
LYBIAN ARAB JAMAHIRIYA	11157	44848
MADAGASCAR	1380	865
MALAWI	1352	600
MALI	3673	3301
MAURITANIA	658	980
MAURITIUS	2094	2165
MOROCCO	11281	11384
MOZAMBIQUE	1359	916
NIGER	2014	1816
NIGERIA	154822	70719
REUNION	15058	16054
SENEGAL	5807	5836
SEYCHELLES	1044	880
SIERRA LEONE	1425	1126
SOMALIA	1521	768
SUDAN	6998	7649
TANZANIA	2105	1172
TOGO	7223	7413
TUNISIA	14046	8299
UGANDA	7009	585
ZAIRE	6609	6518
ZAMBIA	2065	1032
TOTAL	437169	358569

FOREIGN EXCHANGE EXPENDITURE OF CERTAIN INDUSTRIAL COMMODITIES
(THOUSANDS OF US DOLLARS)

SITC 56 FERTILIZERS, MANUFACTURED

	YEAR	
	82	83
	VALUE SUM	VALUE SUM
Country		
ALGERIA	7499	7974
ANGOLA	587	2383
BENIN	1761	1726
BURKINA FASO	7009	9597
BURUNDI	427	588
CAMEROON	10102	12278
CAPE VERDE	35	0
CENTRAL AFRICAN REP.	470	80
CHAD	1765	2928
COMOROS	73	1
CONGO	536	986
EGYPT	6735	10193
ETHIOPIA	8461	5586
GABON	328	550
GAMBIA	149	834
GHANA	2395	414
GUINEA-BISSAU	466	27
IVORY COAST	8008	8897
KENYA	15689	18533
LIBERIA	2582	1375
LYBIAN ARAB JAMAHIRIYA	983	14055
MADAGASCAR	5490	4804
MALAWI	3474	306
MALI	186	8842
MAURITANIA	632	377
MAURITIUS	3880	2405
MOROCCO	16554	15415
MOZAMBIQUE	15072	312
NIGER	696	731
NIGERIA	17045	20973
REUNION	4512	4973
SENEGAL	390	2232
SEYCHELLES	0	236
SIERRA LEONE	256	674
SOMALIA	431	859
SUDAN	16428	29526
TANZANIA	12594	7473
TOGO	2699	568
TUNISIA	7485	1979
UGANDA	41	54
ZAIRE	4460	4388
ZAMBIA	37876	7370
TOTAL	226261	213500

FOREIGN EXCHANGE EXPENDITURE OF CERTAIN INDUSTRIAL COMMODITIES
(THOUSANDS OF US DOLLARS)

SITC 57 EXPLOSIVES AND PYROTECHNIC PRODUCTS

Country	YEAR	
	82	83
	VALUE SUM	VALUE SUM
ALGERIA	3838	2205
ANGOLA	494	229
BENIN	152	45
BURKINA FASO	271	527
BURUNDI	102	25
CAMEROON	2191	2091
CAPE VERDE	267	2
CENTRAL AFRICAN REP.	6	5
CHAD	6	12
COMOROS	20	11
CONGO	2506	2127
EGYPT	11876	14464
ETHIOPIA	587	475
GABON	2424	768
GAMBIA	0	18
GHANA	1017	2025
GUINEA-BISSAU	190	10
IVORY COAST	1636	1333
KENYA	2207	1274
LIBERIA	350	408
LYBIAN ARAB JAMAHIRIYA	15963	16726
MADAGASCAR	319	593
MALAWI	12	87
MALI	93	169
MAURITANIA	348	227
MAURITIUS	19	17
MOROCCO	2259	1331
MOZAMBIQUE	32	48
NIGER	1487	951
NIGERIA	23173	14435
REUNION	291	350
SENEGAL	386	554
SEYCHELLES	37	21
SIERRA LEONE	275	189
SOMALIA	49	256
SUDAN	2327	1734
TANZANIA	1043	1110
TOGO	576	150
TUNISIA	3637	3366
UGANDA	5	6
ZAIRE	885	911
ZAMBIA	198	208
TOTAL	83531	71493

FOREIGN EXCHANGE EXPENDITURE OF CERTAIN INDUSTRIAL COMMODITIES
(THOUSANDS OF US DOLLARS)

SITC 58 PLASTIC MATERIALS

Country	YEAR	
	82	83
	VALUE SUM	VALUE SUM
ALGERIA	98656	100743
ANGOLA	9592	10168
BENIN	1778	1661
BURKINA FASO	2364	1719
BURUNDI	1571	961
CAMEROON	22556	22558
CAPE VERDE	472	463
CENTRAL AFRICAN REP.	932	814
CHAD	260	422
COMOROS	146	235
CONGO	5887	5087
EGYPT	151386	182267
ETHIOPIA	8549	8611
GABON	8900	7141
GAMBIA	484	384
GHANA	2616	6076
GUINEA-BISSAU	527	322
IVORY COAST	29878	28009
KENYA	27652	31507
LIBERIA	2136	2527
LYBIAN ARAB JAMAHIRIYA	37673	53768
MADAGASCAR	5674	4469
MALAWI	3111	3629
MALI	2557	2436
MAURITANIA	1596	1136
MAURITIUS	3650	3508
MOROCCO	55212	50393
MOZAMBIQUE	3559	3906
NIGER	4079	1778
NIGERIA	225462	192703
REUNION	6422	6631
SENEGAL	15411	19257
SEYCHELLES	1062	387
SIERRA LEONE	2123	568
SOMALIA	1791	1668
SUDAN	14523	14451
TANZANIA	13343	5923
TOGO	2541	1599
TUNISIA	48857	42338
UGANDA	1349	1826
ZAIRE	10725	11514
ZAMBIA	11369	5428
TOTAL	848430	840991

FOREIGN EXCHANGE EXPENDITURE OF CERTAIN INDUSTRIAL COMMODITIES
(THOUSANDS OF US DOLLARS)

SITC 59 CHEMICAL MATERIALS AND PRODUCTS

Country	YEAR	
	82	83
	VALUE	VALUE
	SUM	SUM
ALGERIA	55174	43770
ANGOLA	8821	9221
BENIN	2972	2320
BURKINA FASO	4815	3555
BURUNDI	876	1180
CAMEROON	34006	26354
CAPE VERDE	448	277
CENTRAL AFRICAN REP.	1197	805
CHAD	3170	2292
COMOROS	1123	1060
CONGO	5766	4794
EGYPT	147847	134937
ETHIOPIA	10727	10825
GABON	8249	7407
GAMBIA	720	549
GHANA	5802	7113
GUINEA-BISSAU	593	420
IVORY COAST	31226	21224
KENYA	28683	29500
LIBERIA	4635	3518
LYBIAN ARAB JAMAHIRIYA	40897	71801
MADAGASCAR	9626	10034
MALAWI	641	529
MALI	2915	2421
MAURITANIA	788	695
MAURITIUS	2994	3118
MOROCCO	42781	42549
MOZAMBIQUE	13064	5893
NIGER	3909	2397
NIGERIA	96728	66851
REUNION	5869	6281
SENEGAL	8649	12217
SEYCHLLES	243	226
SIERRA LEONE	1353	907
SOMALIA	3786	2546
SUDAN	60181	74503
TANZANIA	27486	19733
TOGO	1468	3916
TUNISIA	22832	25328
UGANDA	6900	2017
ZAIRE	13326	8850
ZAMBIA	6137	6662
TOTAL	729425	680599

FOREIGN EXCHANGE EXPENDITURE OF CERTAIN INDUSTRIAL COMMODITIES
(THOUSANDS OF US DOLLARS)

SITC 61 LEATHER, LEATHER MANUFACTURES

	YEAR	
	82	83
	VALUE	VALUE
	SUM	SUM
Country		
ALGERIA	10450	8615
ANGOLA	1204	2162
BENIN	317	57
BURKINA FASO	70	122
BURUNDI	91	12
CAMEROON	1551	782
CAPE VERDE	223	122
CENTRAL AFRICAN REP.	58	11
CHAD	27	18
COMOROS	49	11
CONGO	479	161
EGYPT	4908	6467
ETHIOPIA	1314	956
GABON	94	107
GAMBIA	1	17
GHANA	182	124
GUINEA-BISSAU	13	11
IVORY COAST	1177	1027
KENYA	1194	858
LIBERIA	72	105
LYBIAN ARAB JAMAHIRIYA	8544	10180
MADAGASCAR	557	382
MALAWI	44	393
MALI	21	33
MAURITANIA	62	22
MAURITIUS	1808	1195
MOROCCO	12743	13467
MOZAMBIQUE	67	210
NIGER	181	93
NIGERIA	13453	4792
REUNION	303	312
SENEGAL	450	577
SEYCHELLES	1	0
SIERRA LEONE	35	8
SOMALIA	338	240
SUDAN	1617	2261
TANZANIA	386	284
TOGO	360	323
TUNISIA	22924	21613
UGANDA	68	221
ZAIRE	909	819
ZAMBIA	517	223
TOTAL	88863	79393

FOREIGN EXCHANGE EXPENDITURE OF CERTAIN INDUSTRIAL COMMODITIES
(THOUSANDS OF US DOLLARS)

SITC 62 RUBBER MANUFACTURES

Country	YEAR	
	82	83
	VALUE	VALUE
	SUM	SUM
ALGERIA	73026	95517
ANGOLA	5866	5745
BENIN	2210	2989
BURKINA FASO	3092	2458
BURUNDI	1743	1562
CAMEROON	18455	15208
CAPE VERDE	609	601
CENTRAL AFRICAN REP.	1358	1270
CHAD	239	541
COMOROS	454	763
CONGO	4723	4557
EGYPT	58776	68593
ETHIOPIA	8144	12033
GABON	10041	9333
GAMBIA	404	594
GHANA	3099	9110
GUINEA-BISSAU	770	525
IVORY COAST	21999	14476
KENYA	5740	5467
LIBERIA	10041	7526
LYBIAN ARAB JAMAHIRIYA	32781	101268
MADAGASCAR	5567	5540
MALAWI	824	1044
MALI	5104	5253
MAURITANIA	4295	6162
MAURITIUS	2444	2026
MOROCCO	17951	14783
MOZAMBIQUE	4712	3442
NIGER	5877	3014
NIGERIA	93278	59688
REUNION	8090	6104
SENEGAL	9038	7306
SEYCHELLES	501	443
SIERRA LEONE	2052	2101
SOMALIA	1960	3932
SUDAN	8042	7543
TANZANIA	4948	6996
TOGO	4812	4741
TUNISIA	23090	18855
UGANDA	2566	4149
ZAIRE	8890	8733
ZAMBIA	8534	7070
TOTAL	486146	539064

FOREIGN EXCHANGE EXPENDITURE OF CERTAIN INDUSTRIAL COMMODITIES
(THOUSANDS OF US DOLLARS)

SITC 63 WOOD AND CORK MANUFACTURES

Country	YEAR	
	82	83
	VALUE	VALUE
	SUM	SUM
ALGERIA	88776	151337
ANGOLA	2954	1341
BENIN	1606	886
BURKINA FASO	1661	1158
BURUNDI	267	635
CAMEROON	1788	1195
CAPE VERDE	236	176
CENTRAL AFRICAN REP.	41	22
CHAD	104	7
COMOROS	118	76
CONGO	2320	1260
EGYPT	28126	38285
ETHIOPIA	1089	2524
GABON	2507	2055
GAMBIA	153	201
GHANA	394	216
GUINEA-BISSAU	311	426
IVORY COAST	920	841
KENYA	726	566
LIBERIA	882	712
LYBIAN ARAB JAMAHIRIYA	78597	29160
MADAGASCAR	277	414
MALAWI	125	45
MALI	855	729
MAURITANIA	919	522
MAURITIUS	1367	1222
MOROCCO	7237	4924
MOZAMBIQUE	678	304
NIGER	1163	649
NIGERIA	31623	32997
REUNION	1847	4628
SENEGAL	985	4026
SEYCHELLES	574	55
SIERRA LEONE	346	300
SOMALIA	834	971
SUDAN	4406	2411
TANZANIA	2117	1227
TOGO	986	340
TUNISIA	8605	5312
UGANDA	436	36
ZAIRE	661	521
ZAMBIA	578	244
TOTAL	287196	294958

FOREIGN EXCHANGE EXPENDITURE OF CERTAIN INDUSTRIAL COMMODITIES
(THOUSANDS OF US DOLLARS)

SITC 64 PAPER, PAPERBOARD AND MANUFACTURES

Country	YEAR	
	82	83
	VALUE	VALUE
	SUM	SUM
ALGERIA	68083	55530
ANGOLA	4734	6204
BENIN	5483	3060
BURKINA FASO	4968	3291
BURUNDI	1562	1010
CAMEROON	25455	20828
CAPE VERDE	749	764
CENTRAL AFRICAN REP.	2158	1631
CHAD	1060	1179
COMOROS	530	462
CONGO	9511	6360
EGYPT	157792	137318
ETHIOPIA	5911	6253
GABON	9065	7713
GAMBIA	678	415
GHANA	4352	7110
GUINEA-BISSAU	918	328
IVORY COAST	33837	30036
KENYA	19605	15491
LIBERIA	3666	4173
LYBIAN ARAB JAMAHIRIYA	40635	53820
MADAGASCAR	2479	2580
MALAWI	4206	2447
MALI	2259	2172
MAURITANIA	2859	1707
MAURITIUS	3101	1964
MOROCCO	41004	39882
MOZAMBIQUE	7348	6983
NIGER	3780	2847
NIGERIA	161954	129084
REUNION	12271	12653
SENEGAL	14810	13098
SEYCHELLES	870	508
SIERRA LEONE	1796	1374
SOMALIA	5822	3211
SUDAN	14239	16436
TANZANIA	16586	8757
TOGO	5079	3486
TUNISIA	35701	29294
UGANDA	2565	2500
ZAIRE	11800	10699
ZAMBIA	5962	3335
TOTAL	758043	657942

FOREIGN EXCHANGE EXPENDITURE OF CERTAIN INDUSTRIAL COMMODITIES
(THOUSANDS OF US DOLLARS)

SITC 65 TEXTILE YARN, FABRICS, MADE-UP ARTICLES

Country	YEAR	
	82	83
	VALUE	VALUE
	SUM	SUM
ALGERIA	221816	190822
ANGOLA	22350	24574
BENIN	239510	114563
BURKINA FASO	8239	5199
BURUNDI	2294	1285
CAMEROON	53142	32894
CAPE VERDE	1706	1470
CENTRAL AFRICAN REP.	5331	1816
CHAD	9860	1165
COMOROS	1042	1444
CONGO	17637	7459
EGYPT	119499	95205
ETHIOPIA	11206	9766
GABON	11169	10299
GAMBIA	7264	9004
GHANA	6063	9124
GUINEA-BISSAU	12086	3291
IVORY COAST	46462	30114
KENYA	15732	15070
LIBERIA	28300	19281
LYBIAN ARAB JAMAHIRIYA	73359	99931
MADAGASCAR	3902	4738
MALAWI	5249	3074
MALI	24872	20806
MAURITANIA	19777	13693
MAURITIUS	25402	25560
MOROCCO	145983	142870
MOZAMBIQUE	46583	35281
NIGER	67199	38042
NIGERIA	185988	113186
REUNION	15554	14701
SENEGAL	29072	24224
SEYCHELLES	728	470
SIERRA LEONE	4178	2856
SOMALIA	3655	3362
SUDAN	67326	35125
TANZANIA	18044	9047
TOGO	64078	41478
TUNISIA	227075	211621
UGANDA	7804	3099
ZAIRE	25454	26839
ZAMBIA	22286	12850
TOTAL	1922268	1466699

FOREIGN EXCHANGE EXPENDITURE OF CERTAIN INDUSTRIAL COMMODITIES
(THOUSANDS OF US DOLLARS)


SITC 66 NON-METALLIC MANUFACTURES

	YEAR	
	82	83
	VALUE	VALUE
	SUM	SUM
Country		
ALGERIA	257215	395779
ANGOLA	5474	5565
BENIN	10955	4562
BURKINA FASO	11570	7511
BURUNDI	1849	727
CAME ROON	33314	27728
CAPE VERDE	2498	2318
CENTRAL AFRICAN REP.	756	848
CHAD	595	783
COMOROS	1427	960
CONGO	9911	7320
EGYPT	264129	254758
ETHIOPIA	4393	5016
GABON	9534	8088
GAMBIA	2478	1687
GHANA	9375	4294
GUINEA-BISSAU	1173	1211
IVORY COAST	32042	19755
KENYA	10662	7395
LIBERIA	112129	105777
LYBIAN ARAB JAMAHIRIYA	160574	178404
MADAGASCAR	2526	3244
MALAWI	536	950
MALI	8871	12246
MAURITANIA	7964	4806
MAURITIUS	11947	5561
MOROCCO	32241	27076
MOZAMBIQUE	2756	2739
NIGER	2467	3035
NIGERIA	295859	209769
REUNION	14734	11866
SENEGAL	10147	12571
SEYCHELLES	1295	503
SIERRA LEONE	2373	2195
SOMALIA	4734	6924
SUDAN	18525	13783
TANZANIA	9937	4892
TOGO	4788	3575
TUNISIA	60432	46774
UGANDA	3559	745
ZAIRE	6341	5838
ZAMBIA	7773	2693
TOTAL	1451860	1422271

FOREIGN EXCHANGE EXPENDITURE OF CERTAIN INDUSTRIAL COMMODITIES
(THOUSANDS OF US DOLLARS)

SITC 67 IRON AND STEEL

Country	YEAR	
	82	83
	VALUE SUM	VALUE SUM
ALGERIA	673421	449023
ANGOLA	47101	24657
BENIN	16952	4394
BURKINA FASO	9464	5986
BURUNDI	8005	4475
CAMEROON	66641	41962
CAPE VERDE	2024	1457
CENTRAL AFRICAN REP.	970	644
CHAD	329	562
COMOROS	785	1292
CONGO	44022	30249
EGYPT	488731	376648
ETHIOPIA	18997	23305
GABON	51434	25061
GAMBIA	2089	2460
GHANA	7947	10563
GUINEA-BISSAU	1355	566
IVORY COAST	56673	33042
KENYA	45544	63297
LIBERIA	9117	10552
LYBIAN ARAB JAMAHIRIYA	227363	225015
MADAGASCAR	11574	12460
MALAWI	2817	1714
MALI	6633	5706
MAURITANIA	7625	2817
MAURITIUS	4862	3307
MOROCCO	222577	166905
MOZAMBIQUE	4978	7533
NIGER	4698	3564
NIGERIA	573642	277197
REUNION	15370	10887
SENEGAL	33914	28596
SEYCHELLES	2105	636
SIERRA LEONE	3436	3060
SOMALIA	12734	8889
SUDAN	44108	27539
TANZANIA	31174	32200
TOGO	9381	4394
TUNISIA	172962	128944
UGANDA	5283	3543
ZAIRE	31392	24227
ZAMBIA	9186	12552
TOTAL	2089393	2101887





MICROCOPY RESOLUTION TEST CHART
NATIONAL BUREAU OF STANDARDS
STANDARD REFERENCE MATERIAL 1010A
(ANSI and ISO TEST CHART No. 2)

FOREIGN EXCHANGE EXPENDITURE OF CERTAIN INDUSTRIAL COMMODITIES
(THOUSANDS OF US DOLLARS)

SITC 68 NON-FERROUS METALS

Country	YEAR	
	82	83
	VALUE SUM	VALUE SUM
ALGERIA	71521	81611
ANGOLA	2052	1967
BENIN	480	353
BURKINA FASO	1638	493
BURUNDI	182	167
CAMEROON	4494	6241
CAPE VERDE	157	136
CENTRAL AFRICAN REP.	1547	87
CHAD	134	33
COMOROS	43	40
CONGO	5364	907
EGYPT	60977	64851
ETHIOPIA	3385	3598
GABON	6431	1049
GAMBIA	175	111
GHANA	2775	2568
GUINEA-BISSAU	103	43
IVORY COAST	17969	11258
KENYA	6841	6412
LIBERIA	1190	2043
LYBIAN ARAB JAMAHIRIYA	37285	35295
MADAGASCAR	1018	1129
MALAWI	256	299
MALI	332	474
MAURITANIA	684	337
MAURITIUS	1393	1065
MOROCCO	36425	45139
MOZAMBIQUE	943	881
NIGER	1533	773
NIGERIA	114642	71732
REUNION	1582	1555
SENEGAL	2296	2313
SEYCHELLES	711	257
SIERRA LEONE	541	384
SOMALIA	1080	356
SUDAN	5536	5188
TANZANIA	9175	4410
TOGO	920	840
TUNISIA	22523	20394
UGANDA	1123	495
ZAIRE	2528	3277
ZAMBIA	2006	1924
TOTAL	431991	382486

FOREIGN EXCHANGE EXPENDITURE OF CERTAIN INDUSTRIAL COMMODITIES
(THOUSANDS OF US DOLLARS)

SITC 69 MANUFACTURES OF METAL

Country	YEAR	
	82	83
	VALUE	VALUE
	SUM	SUM
ALGERIA	513722	673632
ANGOLA	33390	25150
BENIN	19475	6800
BURKINA FASO	8421	6005
BURUNDI	6076	5737
CAMEROON	81841	73360
CAPE VERDE	1957	3832
CENTRAL AFRICA, REP.	4137	2542
CHAD	1226	1048
COMOROS	1270	1727
CONGO	61399	34639
EGYPT	286736	262473
ETHIOPIA	17732	28195
GABON	34342	35563
GAMBIA	1667	1648
GHANA	17775	11646
GUINEA-BISSAU	6049	3203
IVORY COAST	44865	54793
KENYA	22020	17551
LIBERIA	15232	12577
LYBIAN ARAB JAMAHIRIYA	853447	465313
MADAGASCAR	15185	10743
MALAWI	3279	1872
MALI	7790	6563
MAURITANIA	18599	10419
MAURITIUS	5000	5752
MOROCCO	79157	84878
MOZAMBIQUE	35052	21513
NIGER	11121	11786
NIGERIA	463241	280555
REUNION	22659	25801
SENEGAL	32882	29828
SEYCHELLES	2234	1074
SIERRA LEONE	5668	3490
SOMALIA	11238	14986
SUDAN	45089	43649
TANZANIA	32813	21057
TOGO	7542	5180
TUNISIA	83289	68565
UGANDA	8720	8617
ZAIRE	35309	27407
ZAMBIA	12992	7539
TOTAL	2971634	2418707

FOREIGN EXCHANGE EXPENDITURE OF CERTAIN INDUSTRIAL COMMODITIES
(THOUSANDS OF US DOLLARS)

SITC 71 MACHINERY, OTHER THAN ELECTRIC

Country	YEAR	
	82	83
	VALUE	VALUE
	SUM	SUM
ALGERIA	1686398	1682571
ANGOLA	198775	114607
BENIN	51023	22554
BURKINA FASO	18269	21228
BURUNDI	12410	16178
CAMEROON	195556	191096
CAPE VERDE	4844	7068
CENTRAL AFRICAN REP.	9584	8344
CHAD	4591	3907
COMOROS	4322	5159
CONGO	226878	115629
EGYPT	1840831	1872953
ETHIOPIA	75115	78730
GABON	108546	107390
GAMBIA	5084	8183
GHANA	96873	71933
GUINEA-BISSAU	11639	6938
IVORY COAST	190502	121157
KENYA	170931	113417
LIBERIA	54216	49840
LYBIAN ARAB JAMAHIRIYA	985303	978541
MADAGASCAR	45276	51414
MALAWI	17517	14008
MALI	24703	33270
MAURITANIA	70332	52076
MAURITIUS	17276	19257
MOROCCO	515150	426861
MOZAMBIQUE	72094	60909
NIGER	45412	28205
NIGERIA	1801001	905604
REUNION	51102	46226
SENEGAL	97138	104684
SEYCHELLES	8963	4907
SIERRA LEONE	18351	10148
SOMALIA	42977	37117
SUDAN	213993	176645
TANZANIA	162282	96821
TOGO	21654	17944
TUNISIA	487575	449991
UGANDA	26120	31686
ZAIRE	142593	121201
ZAMBIA	134474	70060
TOTAL	10067719	8354460

FOREIGN EXCHANGE EXPENDITURE OF CERTAIN INDUSTRIAL COMMODITIES
(THOUSANDS OF US DOLLARS)

SITC 72 ELECTRICAL MACHINERY, APPARATUS ETC.

Country	YEAR	
	82	83
	VALUE	VALUE
	SUM	SUM
ALGERIA	596911	568911
ANGOLA	40696	28109
BENIN	19272	17896
BURKINA FASO	12241	11918
BURUNDI	15921	10394
CAMEROON	91488	84769
CAPE VERDE	3688	6767
CENTRAL AFRICAN REP.	6594	4692
CHAD	2338	3302
COMOROS	2772	3234
CONGO	72752	49349
EGYPT	950153	1067087
ETHIOPIA	31096	45964
GABON	51631	45026
GAMBIA	3798	3106
GHANA	25517	22919
GUINEA-BISSAU	4850	4837
IVORY COAST	84899	78187
KENYA	93797	74182
LIBERIA	26555	22623
LYBIAN ARAB JAMAHIRIYA	840582	637654
MADAGASCAR	23781	21030
MALAWI	1540	8373
MALI	1084	12567
MAURITANIA	24413	20236
MAURITIUS	9728	13533
MOROCCO	197385	173558
MOZAMBIQUE	31471	37750
NIGER	17612	11852
NIGERIA	954354	633984
REUNION	43423	43847
SENEGAL	80209	52138
SEYCHELLES	5875	3857
SIERRA LEONE	8478	4894
SOMALIA	15854	21749
SUDAN	71059	68352
TANZANIA	52390	48473
TOGO	15355	12882
TUNISIA	175876	242967
UGANDA	15673	10481
ZAIRE	55607	52862
ZAMBIA	38116	23256
TOTAL	4836837	4309368

FOREIGN EXCHANGE EXPENDITURE OF CERTAIN INDUSTRIAL COMMODITIES
(THOUSANDS OF US DOLLARS)

SITC 73	TRANSPORT EQUIPMENT	
	YEAR	
	82	83
	VALUE	VALUE
	SUM	SUM
Country		
ALGERIA	1375959	1231698
ANGOLA	171854	94536
BENIN	68846	17095
BURKINA FASO	34571	39733
BURUNDI	21165	14262
CAMEROON	201679	182695
CAPE VERDE	3959	6296
CENTRAL AFRICAN REP.	12204	11045
CHAD	7464	14583
COMOROS	5238	6084
CONGO	131022	94812
EGYPT	1560635	1328271
ETHIOPIA	82607	103128
GABON	154621	146151
GAMBIA	11457	5498
GHANA	60533	121796
GUINEA-BISSAU	7808	6965
IVORY COAST	137688	103539
KENYA	143630	92691
LIBERIA	2121331	1512043
LYBIAN ARAB JAMAHIRIYA	1006597	702929
MADAGASCAR	25274	35123
MALAWI	19371	17175
MALI	25741	46239
MAURITANIA	36375	39595
MAURITIUS	6479	6395
MOROCCO	438368	288924
MOZAMBIQUE	72819	68101
NIGER	46465	14443
NIGERIA	1805996	884278
REUNION	79831	83139
SENEGAL	77148	70849
SEYCHELLES	3192	10596
SIERRA LEONE	19281	9517
SOMALIA	74721	48334
SUDAN	238810	136783
TANZANIA	92256	77374
TOGO	28565	17666
TUNISIA	426322	256147
UGANDA	33781	26410
ZAIRE	134316	120975
ZAMBIA	102760	66912
TOTAL	11108760	8240824

FOREIGN EXCHANGE EXPENDITURE OF CERTAIN INDUSTRIAL COMMODITIES
(THOUSANDS OF US DOLLARS)

SITC 81 SANITARY, PLUMBING, HEATING, ETC.

	YEAR	
	82	83
	VALUE	VALUE
	SUM	SUM
Country		
ALGERIA	34913	37465
ANGOLA	1374	1734
BENIN	1390	861
BURKINA FASO	821	498
BURUNDI	523	518
CAMEROON	7314	6764
CAPE VERDE	307	292
CENTRAL AFRICAN REP.	258	186
CHAD	80	33
COMOROS	180	273
CONGO	1947	2023
EGYPT	20222	20612
ETHIOPIA	578	1615
GABON	2386	2470
GAMBIA	255	117
GHANA	1073	483
GUINEA-BISSAU	915	398
IVORY COAST	4614	3237
KENYA	2534	2189
LIBERIA	1253	841
LYBIAN ARAB JAMAHIRIYA	31206	30838
MADAGASCAR	870	572
MALAWI	300	127
MALI	645	639
MAURITANIA	529	472
MAURITIUS	284	433
MOROCCO	11473	10724
MOZAMBIQUE	1076	519
NIGER	1003	435
NIGERIA	46580	21733
REUNION	3338	3893
SENEGAL	1915	2315
SEYCHELLES	384	130
SIERRA LEONE	506	87
SOMALIA	623	1235
SUDAN	1853	1770
TANZANIA	1738	1458
TOGO	1054	802
TUNISIA	12229	10594
UGANDA	269	200
ZAIRE	3869	1877
ZAMBIA	992	275
TOTAL	205673	173538

FOREIGN EXCHANGE EXPENDITURE OF CERTAIN INDUSTRIAL COMMODITIES
(THOUSANDS OF US DOLLARS)

SITC 82 FURNITURE

	YEAR	
	82	83
	VALUE SUM	VALUE SUM
Country		
ALGERIA	27362	49645
ANGOLA	3510	3281
BENIN	1872	1114
BURKINA FASO	1001	650
BURUNDI	1034	543
CAMEROON	14841	9777
CAPE VERDE	328	751
CENTRAL AFRICAN REP.	273	211
CHAD	625	481
COMOROS	471	645
CONGO	4358	5538
EGYPT	35394	31169
ETHIOPIA	1002	1984
GABON	6745	6839
GAMBIA	978	793
GHANA	1383	1479
GUINEA-BISSAU	585	429
IVORY COAST	8082	4997
KENYA	1070	1246
LIBERIA	1383	1687
LYBIAN ARAB JAMAHIRIYA	74519	53226
MADAGASCAR	638	1003
MALAWI	260	70
MALI	1358	1448
MAURITANIA	1725	667
MAURITIUS	122	290
MOROCCO	9370	11850
MOZAMBIQUE	474	1136
NIGER	2017	985
NIGERIA	39804	28854
REUNION	14925	14374
SENEGAL	4745	4035
SEYCHELLES	630	187
SIERRA LEONE	874	323
SOMALIA	2291	3215
SUDAN	7626	7999
TANZANIA	2146	1721
TOGO	1294	1031
TUNISIA	7364	5620
UGANDA	1522	386
ZAIRE	2402	2251
ZAMBIA	563	212
TOTAL	289368	264142

FOREIGN EXCHANGE EXPENDITURE OF CERTAIN INDUSTRIAL COMMODITIES
(THOUSANDS OF US DOLLARS)

SITC 83 TRAVEL GOODS, HANDBAGS, ETC.

Country	YEAR	
	82	83
	VALUE SUM	VALUE SUM
ALGERIA	317	383
ANGOLA	62	93
BENIN	478	207
BURKINA FASO	301	298
BURUNDI	81	22
CAMEROON	1147	808
CAPE VERDE	34	23
CENTRAL AFRICAN REP.	240	37
CHAD	10	160
COMOROS	50	36
CONGO	895	513
EGYPT	1132	740
ETHIOPIA	124	45
GABON	1364	765
GAMBIA	130	135
GHANA	286	1008
GUINEA-BISSAU	9	5
IVORY COAST	897	808
KENYA	131	405
LIBERIA	325	187
LYBIAN ARAB JAMAHIRIYA	11617	3507
MADAGASCAR	179	101
MALAWI	32	28
MALI	185	265
MAURITANIA	352	280
MAURITIUS	122	60
MOROCCO	468	484
MOZAMBIQUE	67	82
NIGER	124	170
NIGERIA	8091	2998
REUNION	1328	1436
SENEGAL	460	413
SEYCHELLES	69	51
SIERRA LEONE	51	40
SOMALIA	47	83
SUDAN	318	282
TANZANIA	34	66
TOGO	469	470
TUNISIA	2162	1873
UGANDA	52	161
ZAIRE	785	691
ZAMBIA	25	24
TOTAL	35047	20243

FOREIGN EXCHANGE EXPENDITURE OF CERTAIN INDUSTRIAL COMMODITIES
(THOUSANDS OF US DOLLARS)

SITC 84 CLOTHING

Country	YEAR	
	82	83
	VALUE	VALUE
	SUM	SUM
ALGERIA	80201	59452
ANGOLA	3145	2702
BENIN	32218	17448
BURKINA FASO	532	1190
BURUNDI	1643	1553
CAMEROON	17486	15433
CAPE VERDE	410	396
CENTRAL AFRICAN REP.	1914	1543
CHAD	198	187
COMOROS	364	303
CONGO	10043	9363
EGYPT	39733	32200
ETHIOPIA	3750	1660
GABON	11227	10711
GAMBIA	333	403
GHANA	7575	7343
GUINEA-BISSAU	1384	597
IVORY COAST	7761	6750
KENYA	1815	3262
LIBERIA	10339	5688
LYBIAN ARAB JAMAHIRIYA	84040	111983
MADAGASCAR	690	808
MALAWI	1279	665
MALI	902	1331
MAURITANIA	1280	787
MAURITIUS	1320	960
MOROCCO	8406	8865
MOZAMBIQUE	777	1587
NIGER	1886	3677
NIGERIA	75648	36394
REUNION	21121	21445
SENEGAL	4401	3759
SEYCHELLES	922	411
SIERRA LEONE	629	398
SOMALIA	2441	1613
SUDAN	8223	2895
TANZANIA	2633	2044
TOGO	9333	6062
TUNISIA	63852	60824
UGANDA	1494	2129
ZAIRE	14546	16155
ZAMBIA	1696	991
TOTAL	539586	463971

FOREIGN EXCHANGE EXPENDITURE OF CERTAIN INDUSTRIAL COMMODITIES
(THOUSANDS OF US DOLLARS)

SITC 85 FOOTWEAR

Country	YEAR	
	82	83
	VALUE	VALUE
	SUM	SUM
ALGERIA	4244	7042
ANGOLA	7874	7469
BENIN	4562	2148
BURKINA FASO	2487	1031
BURUNDI	2066	762
CAMEROON	12174	12274
CAPE VERDE	370	213
CENTRAL AFRICAN REP.	990	519
CHAD	76	105
COMOROS	412	598
CONGO	3699	2977
EGYPT	3047	2548
ETHIOPIA	422	283
GABON	6003	4666
GAMBIA	238	116
GHANA	1797	2240
GUINEA-BISSAU	766	202
IVORY COAST	8982	5331
KENYA	678	1014
LIBERIA	4545	2598
LYBIAN ARAB JAMAHIRIYA	9320	36434
MADAGASCAR	91	93
MALAWI	129	69
MALI	1124	979
MAURITANIA	1521	792
MAURITIUS	465	461
MOROCCO	464	285
MOZAMBIQUE	803	2205
NIGER	916	1014
NIGERIA	15383	9056
REUNION	11269	11417
SENEGAL	2244	1454
SEYCHELLES	375	314
SIERRA LEONE	154	289
SOMALIA	1472	1315
SUDAN	4349	573
TANZANIA	967	385
TOGO	8700	4052
TUNISIA	1499	1376
UGANDA	1023	1057
ZAIRE	7594	5206
ZAMBIA	920	346
TOTAL	136611	133309

FOREIGN EXCHANGE EXPENDITURE OF CERTAIN INDUSTRIAL COMMODITIES
(THOUSANDS OF US DOLLARS)

SITC 85 PROFESSIONAL, SCIENTIFIC INSTRUMENTS

Country	YEAR	
	82	83
	VALUE	VALUE
	SUM	SUM
ALGERIA	140379	131506
ANGOLA	6390	9478
BENIN	3042	2334
BURKINA FASO	2375	2346
BURUNDI	2319	1901
CAMEROON	20469	18140
CAPE VERDE	572	741
CENTRAL AFRICAN REP.	919	1027
CHAD	704	721
COMOROS	532	368
CONGO	10202	8958
EGYPT	137095	146499
ETHIOPIA	6284	6798
GABON	12014	10874
GAMBIA	1078	1054
GHANA	6911	5453
GUINEA-BISSAU	706	1664
IVORY COAST	20838	16903
KENYA	16759	15427
LIBERIA	3992	4210
LYBIAN ARAB JAMAHIRIYA	69959	67776
MADAGASCAR	2715	6325
MALAWI	2868	2450
MALI	2732	3607
MAURITANIA	2650	2227
MAURITIUS	6930	7310
MOROCCO	42326	36261
MOZAMBIQUE	3474	4131
NIGER	5169	3540
NIGERIA	200934	151627
REUNION	10562	11313
SENEGAL	8247	8732
SEYCHELLES	950	1302
SIERRA LEONE	1076	588
SOMALIA	3307	3118
SUDAN	9506	10344
TANZANIA	9210	6070
TOGO	3245	2684
TUNISIA	36333	33240
UGANDA	3529	3208
ZAIRE	12070	10585
ZAMBIA	7507	5044
TOTAL	838896	767884

FOREIGN EXCHANGE EXPENDITURE OF CERTAIN INDUSTRIAL COMMODITIES
(THOUSANDS OF US DOLLARS)

SITC 89 MISCELLANEOUS MANUFACTURED ARTICLES

	YEAR	
	82	83
	VALUE	VALUE
	SUM	SUM
COUNTRY		
ALGERIA	122116	115146
ANGOLA	15313	10303
BENIN	21595	16978
BURKINA FASO	4755	4378
BURUNDI	3098	2512
CAMEROON	32915	32046
CAPE VERDE	1164	1344
CENTRAL AFRICAN REP.	2652	1947
CHAD	1318	2032
COMOROS	1215	1356
CONGO	12171	11300
EGYPT	135050	137752
ETHIOPIA	7519	8318
GABON	26452	19647
GAMBIA	1710	1656
GHANA	18374	18207
GUINEA-BISSAU	1897	1053
IVORY COAST	47265	38157
KENYA	27676	16501
LIBERIA	6763	9275
LYBIAN ARAB JAMAHIRIYA	204842	189955
MADAGASCAR	5966	5554
MALAWI	3307	3306
MALI	4166	4273
MAURITANIA	3320	2390
MAURITIUS	8262	7855
MOROCCO	59369	57414
MOZAMBIQUE	5144	3566
NIGER	6901	4383
NIGERIA	297259	141543
REUNION	33812	31986
SENEGAL	19778	19149
SEYCHELLES	2189	3555
SIERRA LEONE	4828	3366
SOMALIA	3666	5165
SUDAN	18794	14672
TANZANIA	11640	11040
TOGO	7464	6225
TUNISIA	46542	51789
UGANDA	15468	4547
ZAIRE	27497	28048
ZAMBIA	14243	6972
TOTAL	1295477	1056671

FOREIGN EXCHANGE EXPENDITURE OF CERTAIN INDUSTRIAL COMMODITIES.
(THOUSANDS OF US DOLLARS)

TOTAL	YEAR	
	82	83
	VALUE	VALUE
	SUM	SUM
SITC		
01 MEAT AND MEAT PREPARATION	540638	421714
02 DAIRY PRODUCTS AND EGGS	1390150	1176110
03 FISH AND FISH PREPARATION	489248	356378
04 CEREALS AND CEREAL PREPARATIONS	4207201	3672641
05 FRUIT AND VEGETABLES	442952	408910
06 SUGAR, SUGAR PREPARATIONS AND HONEY	783280	554079
07 COFFE, TEA, COCOA, SPICES	279981	225376
08 FEEDING-STUFF FOR ANIMALS	328883	282237
09 MISCELLANEOUS PREPARATIONS	399509	398819
11 BEVERAGES	274270	176092
12 TOBACCO AND TOBACCO MANUFACTURES	360802	357193
21 HIDES, SKINS AND FUR SKINS, UNRESSED	15169	9001
22 OIL-SEEDS, OIL NUTS AND OIL KERNELS	41658	19936
23 CRUDE RUBBER	65878	50417
24 WOOD, LUMBER AND CORK	485810	492344
25 PULP AND WASTE PAPER	67913	63365
26 TEXTILE FIBRE AND THEIR WASTE	347957	312665
27 CRUDE FERTILIZER AND CRUDE MINERALS	297241	246324
28 METALLIFEROUS ORES AND METAL SCRAP	35541	18123
29 CRUDE ANIMAL AND VEGETABLE MATERIALS	65277	69853
32 COAL, COKE AND BRIQUETTES	144883	93199
33 PETROLEUM AND PETROLEUM PRODUCTS	4609	2628044
34 GAS, NATURAL AND MANUFACTURED		84279
35 ELECTRIC ENERGY		0
41 ANIMAL OILS AND FATS	561	158155
42 FIXED VEGETABLE OILS AND FATS	308	688764
43 ANIMAL AND VEGETABLE OILS AND FATS	70683	53084
51 CHEMICAL ELEMENTS AND COMPOUNDS	827291	752574
52 MINERAL TAR AND CRUDE CHEMICALS	24634	7541
53 DYEING, TANNING, COLOURING MATERIALS	382260	324337
54 MEDICINAL AND PHARMACEUTICAL PRODUCTS	1156665	1121635
55 ESSENTIAL OILS AND PERFUME MATERIALS	437169	358569
56 FERTILIZERS, MANUFACTURED	226261	213500
57 EXPLOSIVES AND PYROTECHNIC PRODUCTS	83531	71493
58 PLASTIC MATERIALS	848430	840991
59 CHEMICAL MATERIALS AND PRODUCTS	729425	680599
61 LEATHER, LEATHER MANUFACTURES	88883	79393
62 RUBBER MANUFACTURES	486146	539064
63 WOOD AND CORK MANUFACTURES	287196	294958
64 PAPER, PAPERBOARD AND MANUFACTURES	758043	657942
65 TEXTILE YARN, FABRICS, MADE-UP ARTICLES	1922268	1466699
66 NON-METALLIC MANUFACTURES	1451860	1422271
67 IRON AND STEEL	2989393	2101887
68 NON-FERROUS METALS	431091	382486
69 MANUFACTURES OF METAL	2971634	2418707
71 MACHINERY, OTHER THAN ELECTRIC	10067719	8354460
72 ELECTRICAL MACHINERY, APPARATUS ETC.	4836837	4309368
73 TRANSPORT AND EQUIPMENT	11108760	8240824
81 SANITARY, PLUMBING, HEATING, ETC.	205673	173538
82 FURNITURE	289388	264142
83 TRAVEL GOODS, HANDBAGS, ETC.	35047	20243
84 CLOTHING	539586	483971
85 FOOTWEAR	136611	133309
86 PROFESSIONAL, SCIENTIFIC INSTRUMENTS	838896	767884
89 MISCELLANEOUS MANUFACTURED ARTICLES	1295477	1056671
TOTAL	62222572	50536162

Annex 1

STANDARD INTERNATIONAL TRADE CLASSIFICATION (SITC)*

AT THE 3-DIGIT LEVEL

- 01 MEAT AND MEAT PREPARATION
 - 011 Meat, fresh, chilled or frozen
 - 012 Meat, dried, salted or smoked
 - 013 Meat in airtight containers, nes; meat preparations
- 02 DAIRY PRODUCTS AND EGGS
 - 022 Milk and cream
 - 023 Butter
 - 024 Cheese and curd
 - 025 Eggs
- 03 FISH AND FISH PREPARATIONS
 - 031 Fish, fresh and simply preserved
 - 032 fish, in airtight containers, n.e.s.**fish preparations
- 04 CEREALS AND CEREAL PREPARATIONS
 - 041 Wheat (incl. spelt) and meslin, unmilled
 - 042 Rice
 - 043 Barley, unmilled
 - 044 Maize (corn), unmilled
 - 045 Cereals, unmilled, exc. wheat/rice/barley/maize
 - 046 Meal and flour of wheat or of meslin
 - 047 Meal and flour of cereals exc. wheat or meslin
 - 048 Cereal/flour preparations ; fruit/vegetable starch
- 05 FRUIT AND VEGETABLES
 - 051 Fruit, fresh and nuts (exc. oil nuts), fresh/dried
 - 052 Dried fruit (including artificially dehydrated)
 - 053 Fruit, preserved and fruit preparations
 - 054 Vegetables, fresh, frozen or simply preserved
 - 055 Vegetables/roots/tubers, prepared/preserved, n.e.s.
- 06 SUGAR, SUGAR PREPARATIONS AND HONEY
 - 061 Sugar and honey
 - 062 Sugar, confectionery and preparations (no chocolate)
- 07 COFFEE, TEA, COCOA, SPICES AND MANUFACTURES THEREOF
 - 071 Coffee
 - 072 Cocoa
 - 073 Chocolate and other food preparations with cocoa
 - 074 Tea and mate
 - 075 Spices

* according to revision 1

** not elsewhere specified

- 08 FEEDING-STUFF FOR ANIMALS (EXCL. UNMILLED CEREALS)
- 081 Feeding-stuff for animals (excl, unmilled cereals)
- 09 MISCELLANEOUS FOOD PREPARATIONS
- 091 Margarine and shortening
- 099 Food preparations, n.e.s.
- 11 BEVERAGES
- 111 Non-alcoholic beverages, n.e.s.
- 112 Alcoholic beverages
- 12 TOBACCO AND TOBACCO MANUFACTURING
- 121 Tobacco, unmanufactured
- 122 Tobacco, manufactures
- 21 HIDES, SKINS AND FUR SKINS, UNDRESSED
- 22 OIL-SEEDS, OIL NUTS AND OIL KERNELS
- 23 CRUDE RUBBER (INCLUDING SYSTHETIC AND RECLAIMED)
- 24 WOOD LUMBER AND CORK
- 241 Fuel wood and charcoal
- 242 Wood in the rough or roughly squared
- 243 Wood, shaped or simply worked
- 244 Cork, raw and waste
- 25 PULP AND PAPER
- 26 TEXTILE FIBRES (NO YARN, THREAD, FABRICS) AND WASTE
- 261 Silk
- 262 Wool and other animal hair
- 263 Cotton
- 264 Jute
- 265 Vegetable fibres, except cotton and jute
- 266 Synthetic and regenerated (artificial) fibres
- 267 Waste materials from textile fabrics (incl. rags)
- 27 CRUDE FERTILIZERS/MINERALS (NO COAL PETROLEUM,ETC)
- 271 Fertilizers, crude
- 273 Stone, sand and gravel
- 274 Sulphur and unroasted iron
- 275 Natural abrasives (including industrial diamonds)
- 276 Other crude minerals

- 28 METALLIFEROUS ORES AND METAL SCRAP
 - 281 Iron ore and concentrates
 - 282 Iron and steel scrap
 - 283 Ores and concentrates of non-ferrous base metals
 - 284 Non-ferrous metal scrap
 - 285 Silver and platinum ores
 - 286 Ores and concentrates of uranium and thorium

- 29 CRUDE ANIMAL AND VEGETABLE MATERIALS, n.e.s.
 - 291 Crude animal materials, n.e.s.
 - 292 Crude vegetable materials, n.e.s.

- 32 COAL, COKE AND BRIQUETTES

- 33 PETROLEUM AND PETROLEUM PRODUCTS
 - 331 Petroleum, crude/par. refined, for further refining
 - 332 Petroleum products

- 34 GAS, NATURAL AND MANUFACTURED

- 35 ELECTRIC ENERGY

- 41 ANIMAL OILS AND FATS

- 42 FIXED VEGETABLE OILS AND FATS
 - 421 Fixed vegetable oils, soft
 - 422 Other fixed vegetable oils

- 43 ANIMAL/VEGETABLE OILS, FATS AND WAXES, PROCESSED

- 51 CHEMICAL ELEMENTS AND COMPOUNDS
 - 512 Organic chemicals
 - 513 Inorganic chemicals : elements, oxides, halogen salts
 - 514 Other inorganic chemicals
 - 515 Radioactive and associated materials

- 52 MINERAL TAR/CRUDE CHEMICALS : COAL, PETROLEUM, NAT. GAS

- 53 DYEING, TANNING AND COLOURING MATERIALS
 - 531 Synthetic organic dyestuffs, natural indigo and colour lakes
 - 532 Dyeing and tanning extracts, synthetic tanning materials
 - 533 Pigments, paints, varnishes, related materials

- 54 MEDICINAL AND PHARMACEUTICAL PRODUCTS

- 55 ESSENTIAL OILS, PERFUME MATERIALS, ETC.
 - 553 Perfumery, cosmetics, dentifrices, toiletries; no soap
 - 554 Soaps, cleansing and polishing preparations

- 56 FERTILIZERS, MANUFACTURED
- 57 EXPLOSIVES AND PYROTECHNIC PRODUCTS
- 58 PLASTICS, REGENERATED CELLULOSE/ARTIFICIAL RESINS
- 59 CHEMICAL MATERIALS AND PRODUCTS, n.e.s.
- 61 LEATHER, LEATHER MANUFACTURES, n.e.s., dressed fur skins
 - 611 Leather
 - 612 Leather, artificial/reconstitute leather goods, nes
 - 613 Fur skins, tanned and dressed (including dyed)
- 62 RUBBER MANUFACTURES, n.e.s.
 - 621 Materials of rubber
 - 629 Articles of rubber, n.e.s.
- 63 WOOD AND CORK MANUFACTURES (excluding furniture)
 - 631 Veneer, plywood board, improved ; reconstit. wood, etc.
 - 632 Wood manufactures, n.e.s.
 - 633 Cork manufactures
- 64 PAPER, PAPERBOARD AND MANUFACTURES THEREOF
 - 641 Paper and paperboard
 - 642 Articles made of paper pulp, paper or paperboard
- 65 TEXT. YARN, FABRIC., MADE-UP ARTICLES, RELATED PRODUCTS
 - 651 Textile yarn and thread
 - 652 Cotton fabrics, woven (no narrow/special fabrics)
 - 653 Textile fabrics, woven (no narrow/special/cotton)
 - 654 Tulle, lace, embroidery, ribbons, trimmings, etc.
 - 655 Special textile fabrics and related products
 - 656 Made-up articles, wholly/chiefly of textiles, nes
 - 657 Floor coverings, tapestries, etc.
- 66 NON-METALLIC MINERAL MANUFACTURES, n.e.s.
 - 661 Lime, cement, fabricat.build.materials, no glass/clay
 - 662 Clay and refractory construction materials
 - 663 Mineral manufactures, n.e.s.
 - 664 Glass
 - 665 Glassware
 - 666 Pottery
 - 667 Pearls, precious, semi-precious stones, worked or not

67 IRON AND STEEL

- 671 Pig iron, spiegeleisen, sponge iron, etc.
- 672 Ingots and other primary forms of iron and steel
- 673 Iron/steel bars, rods, angles, shapes, sections, etc.
- 674 Universals, plates and sheets of iron or steel
- 675 Hoop and strip of iron or steel
- 676 Railway track material of iron/steel
- 677 Iron and steel wire (excluding wire rod)
- 678 Tubes, pipes and fittings of iron or steel
- 679 Iron/steel castings and forgings unworked, n.e.s.

68 NON-FERROUS METALS

- 681 Silver, platinum and other metals of platinum group
- 682 Copper
- 683 Nickel
- 684 Aluminium
- 685 Lead
- 686 Zinc
- 687 Tin
- 688 Uranium and thorium and their alloys
- 689 Misc. non-ferrous base metal employed in metallurgy

69 MANUFACTURES OF METAL, n.e.s.

- 691 Finished structural parts and structures, n.e.s.
- 692 Metal containers for storage and transport
- 693 Wire products (excl. electric) and fencing grills
- 694 Nails, screws, nuts, bolts, etc. of iron/steel, copper
- 695 Tools for use in the hand or in machines
- 696 Cutlery
- 697 Household equipment of base metals
- 698 Manufactures of metal, n.e.s.

71 MACHINERY, OTHER THAN ELECTRIC

- 711 Power generating machinery, other than electric
- 712 Agricultural machinery and implements
- 714 Office machines
- 715 Metalworking machinery
- 717 Textile and leather machinery
- 718 Machines for special industries
- 719 Machinery, appliances (no electric.) and parts, nes

72 ELECTRICAL MACHINERY, APPARATUS AND APPLIANCES

- 722 Electric power machinery and switchgear
- 723 Equipment for distributing electricity
- 724 Telecommunications apparatus
- 725 Domestic electrical equipment
- 726 Electric apparatus : medical purposes ; radiol. appar.
- 729 Other electrical machinery and apparatus

- 73 TRANSPORT EQUIPMENT
 - 731 Railway vehicles
 - 732 Road motor vehicles
 - 733 Road vehicles other than motor vehicles
 - 734 Aircraft
 - 735 Ships and boats
- 81 SANITARY, PLUMBING, HEAT AND LIGHT FIXTURES, FITTINGS
- 82 FURNITURE
- 83 TRAVEL GOODS, HANDBAGS AND SIMILAR ARTICLES
- 84 CLOTHING
 - 841 Clothing (except fur clothing)
 - 842 Fur clothing (no headgear), other real/artif. fur
- 85 FOOTWEAR
- 86 PROFESSIONAL, SCIENTIFIC, CONTROL INSTRUMENTS, ETC.
 - 861 Scientific, medical, optical, measure/control items
 - 862 Photographic and cinematographic supplies
 - 863 Developed cinematographic film
 - 864 Watches and clocks
- 89 MISCELLANEOUS MANUFACTURED ARTICLES, n.e.s.
 - 891 Music instruments, sound recorders/reproducers, etc.
 - 892 Printed matter
 - 893 Articles of artificial plastic materials, n.e.s.
 - 894 Perambulators, toys, games and sporting goods
 - 895 Office and stationery supplies, n.e.s.
 - 896 Works of art, collectors' pieces and antiques
 - 897 Jewellery and gold-/silver-smiths' wares
 - 899 Manufactured articles, n.e.s.

