



TOGETHER
for a sustainable future

OCCASION

This publication has been made available to the public on the occasion of the 50th anniversary of the United Nations Industrial Development Organisation.



TOGETHER
for a sustainable future

DISCLAIMER

This document has been produced without formal United Nations editing. The designations employed and the presentation of the material in this document do not imply the expression of any opinion whatsoever on the part of the Secretariat of the United Nations Industrial Development Organization (UNIDO) concerning the legal status of any country, territory, city or area or of its authorities, or concerning the delimitation of its frontiers or boundaries, or its economic system or degree of development. Designations such as “developed”, “industrialized” and “developing” are intended for statistical convenience and do not necessarily express a judgment about the stage reached by a particular country or area in the development process. Mention of firm names or commercial products does not constitute an endorsement by UNIDO.


FAIR USE POLICY


Any part of this publication may be quoted and referenced for educational and research purposes without additional permission from UNIDO. However, those who make use of quoting and referencing this publication are requested to follow the Fair Use Policy of giving due credit to UNIDO.

CONTACT

Please contact publications@unido.org for further information concerning UNIDO publications.

For more information about UNIDO, please visit us at www.unido.org






Contents

	<u>Paragraph</u>	<u>Page</u>
Introduction	1	3
Progress of implementation as of 31 December 1968	2 - 10	3

List of tables

Table 1	Resources available and commitments under the various programmes, 1967 and 1968	5
Table 2	Status of commitments for technical co-operation activities of UNIDO by regions	6
Table 3	Number of experts and man-months in the field during 1968 by sources of funds and geographical regions	8
Table 4	1968 fellowships as of 31 December 1968, by geographical regions of origin of the fellows	9




Introduction

1. The present document presented in the form of an addendum to document ID/B/43, updates the Report on 1968 Activities as regards operational activities.^{1/} Details of specific projects under implementation during 1968 have already been given in the main report (ID/B/43), arranged by sources of funds, geographical regions and fields of activity. Changes recorded in these projects have not been of sufficient significance to warrant a new listing since the various programmes of technical assistance within which these projects fall were approved prior to the year of implementation. The changes that occurred in these programmes during the last quarter of 1968 as a result of inter-agency transfers or cancellations of certain projects at the request of Governments were only minor; their effect on the over-all commitments are reflected in the revised tables included in this addendum. The only exception is the Special Industrial Services programme: in the course of continuous programming procedure, new SIS projects were approved in the last quarter of 1968. These additional projects appear in the special report on the SIS for 1968 (document ID/B/43/Add.1).

Progress of implementation as of 31 December 1968

2. A special effort was made in the second half of the year to accelerate the delivery of technical assistance through the adoption of arrangements aimed at expediting and streamlining the processes of recruitment of field personnel, including the establishment at UNICEF headquarters of the necessary machinery for this purpose (see document ID/B/53 "Proposals for expediting and improving the recruitment of project personnel").
3. Under the Regular Programme, the 1968 value of which was \$991,400, commitments by the end of the year amounted to \$987,441. This figure represents an adjustment of the amount of \$1,027,760, given in document ID/B/43,

^{1/} The cut-off date of the Report on 1968 Activities was 30 September for the operational activities and 1 December for the non-operational activities. As the changes that occurred in the non-operational activities during the last month of the year were very minor, the present document concentrates only on the progress of implementation of field projects from 1 October to 31 December 1968.



through offsetting of the projects' local costs accruing to the programme. The delivery of the programme may therefore be considered complete.

4. The value of the UNDP/TA projects in 1968 was \$3,125,813. This is slightly higher than the figure reported in document ID/B/43 due to the fact that certain anticipated inter-agency transfers did not materialize. The breakdown of the resources available under this programme is given in table 1 of document ID/B/43 and includes a sum of \$548,332 carried over from 1967, the first year of the biennial programme 1967-1968. Commitments under the programme by the end of the year amounted to \$3,090,336. The balance of unused resources includes the unspent balances of unconvertible currencies which will most likely be applied to 1969 activities.^{2/}

5. The 1968 annual expenditure target for UNDP/SF projects under implementation by UNIDO was set at \$3,561,382 at the start of the year. Of this sum, actual expenditures amounted to \$2,729,900 by the end of the year. In addition, there were \$1,394,519 in outstanding commitments or obligations incurred in 1968 whose expenditure extended beyond 1968, such as the salaries of experts appointed in 1968.

6. Details of the progress of implementation of the Special Industrial Services programme are given in document ID/B/43/Add.1.

7. Table 1 below gives an updated summary of the resources available and commitments made under the various programmes of technical assistance mentioned above. This table supersedes the one given on page 20 of document ID/B/43. In table 2 below, which complements table 2 on page 25 of ID/B/43, a distribution of the commitments made under the various programmes is given by geographical regions.

^{2/} These unspent balances are as follows:

Danish contribution	\$14,897
Cuban contribution	\$ 5,324
USSR contribution	<u>\$32,812</u>
	\$53,033




Table 1

Resources available and commitments under the
various programmes, 1967 and 1968
(in US dollars)

	1967		1968	
	<u>Resources</u>	<u>Commitments</u>	<u>Resources</u>	<u>Commitments</u>
Regular Programme	1,049,000	952,780	991,400	987,441
UNDP/TA	2,435,800 ^{b/}	1,887,500	3,125,813 ^{c/}	3,090,336
UNDP/SF	3,144,936	1,712,400	3,561,382 ^{d/}	2,729,900 ^{e/}

^{a/} For SIS, see document ID/B/43/Add.1.

^{b/} At the end of 1967 there was an unspent balance of \$548,300 which was carried over to 1968.

^{c/} The resources available for UNDP/TA were made up as follows:

2,559,800 original value of 1968 programme
 plus 548,332 amount carried over from 1967
 plus 118,162 contingency allocations
 minus 100,491 inter-agency transfers
 3,125,813 (This figure does not include the amount of \$17,767 representing savings on liquidation of prior years' obligations.)

^{d/} An annual expenditure target figure is used against resources available. This target of expenditure is calculated at the beginning of each year of the operational projects, taking into consideration the schedule of implementation established in the plans of operation of the projects.

^{e/} This figure includes only actual expenditures, for Special Fund projects. Additional outstanding commitments at 31 December 1968 amounted to \$1,394,519.




Table 2


Status of commitments for technical co-operation activities
of UNIDO, by region^{a/}
(in US dollars)

	<u>Regular Programme</u>	<u>UNDP/TA^{b/}</u>	<u>UNDP/SF^{c/}</u>
<u>Africa</u>			
Country projects	177,119	414,069	678,183
Regional projects	81,162	-	70,293
Total	258,281	414,069	748,476
<u>The Americas</u>			
Country projects	33,621	618,290	344,070
Regional projects	84,614	47,071	268,188
Total	118,235	665,361	612,258
<u>Asia/Far East</u>			
Country projects	62,464	1,043,895	723,529
Regional projects	93,176	10,000	-
Total	155,640	1,053,895	723,529
<u>Europe/Middle East</u>			
Country projects	53,930	481,116	645,637
Regional projects	29,018	-	-
Total	82,948	481,116	645,637
<u>Interregional</u>	<u>372,337</u>	<u>475,895</u>	<u>-</u>
GRAND TOTAL	987,441	3,090,336	2,729,900

a/ For SIS, see document ID/B/43/Add.1.

b/ These figures include contingencies.

c/ These figures are exclusive of outstanding commitments which at 31 December 1968 amounted to \$1,394,519.



8. During 1968 UNIDO provided under the various programmes the services of 479 experts, including UNIDO staff members, for a total of 3,368 man-months to developing countries. Table 3 below gives the number of experts and man-months in the field during 1968, by sources of funds and by geographical regions. It should be noted that the above figures included 60 experts whose contracts extend into 1969 under the UNDP/TA component (involving 350 man-months) and 7 experts under the Regular Programme for 23 man-months financed from 1968 funds.

9. A total of 328 fellowship posts were established for 1968 under all programmes in various fields of industry. Out of this total, nominations were received from developing countries and placement arranged by 31 December for 279 fellows, for a total of 1,219 man-months. Table 4 below gives the number of fellowship posts established under the different programmes for 1968 and the corresponding number of nominations made. It will be observed that the number of established posts has been revised upwards from the figure given in table 4 on page 29 of ID/B/43. This is due to additional posts requested by Governments since 30 September 1968, the cut-off date for ID/B/43. Implementation of fellowship posts established under UNDP/TA and the Regular Programme has been 100 per cent. The unimplemented balance under UNDP/SF will be carried forward for implementation in subsequent years.

10. Taking the field operations of UNIDO as a whole, the value of UNIDO field activities under the various programmes mentioned above amounted in 1968 to about \$10.3 million. This amount includes a carry-over from 1967 of \$548,232 under the UNDP/TA programme, \$263,633 Funds-in-Trust, and \$1,816,700 worth of projects approved during 1968 under the SIS programme. Total expenditures and commitments made under these programmes during the same year amounted to about \$10.2 million, including outstanding commitments made under the UNDP/SF programme and actual expenditures made under the SIS programme.




Table 1

Number of experts and man-months in the field during 1969, by sources of funds and geographical regions

Region	Regular Programs		UNDP/TA		Contingency Projects		UNDP/SF		SIS Programs		Funds-in-Trust		TOTAL	
	Number	Man-months	Number	Man-months	Number	Man-months	Number	Man-months	Number	Man-months	Number	Man-months	Number	Man-months
Africa	16	129	17	184	3	21	28	199	79	443	6	76	149	1,052
The Americas	9	71	39	336	-	-	18	173	32	156	7	61	105	797
Asia/Far East	8	78	51	431	4	28	19	195	46	231	4	68	132	1,032
Europe/Middle East	3	24	23	130	1	6	20	100	25	74	3	36	75	370
Total regional projects	<u>36</u>	<u>302</u>	<u>130</u>	<u>1,081</u>	<u>8</u>	<u>56</u>	<u>85</u>	<u>667</u>	<u>182</u>	<u>904</u>	<u>20</u>	<u>241</u>	<u>461</u>	<u>3,251</u>
Interregional	7	62	6	1	-	-	-	-	5	54	-	-	18	117
GRAND TOTAL	<u>43</u>	<u>364</u>	<u>136</u>	<u>1,082</u>	<u>8</u>	<u>56</u>	<u>85</u>	<u>667</u>	<u>187</u>	<u>958</u>	<u>20</u>	<u>241</u>	<u>479</u>	<u>3,368</u>





Table 4

1968 fellowships as of 31 December 1968, by geographical regions of origin of the fellows
(in man-months)

	<u>Posts established under 1968 programmes</u>	<u>Nominations received as of 31 December 1968</u>
Africa	66/281	41/133
Asia/Far East	59/427	46/306
Europe	158/604	158/604
Middle East	26/121	18/80
The Americas	19/119	16/96
Total	<u>328/1552</u>	<u>279/1219</u>

g/ The figures apply to individual fellowships and do not include fellowships awarded for participation to regional and interregional seminars and in-plant training programmes.





17.7.74