



TOGETHER
for a sustainable future

OCCASION

This publication has been made available to the public on the occasion of the 50th anniversary of the United Nations Industrial Development Organisation.



TOGETHER
for a sustainable future

DISCLAIMER

This document has been produced without formal United Nations editing. The designations employed and the presentation of the material in this document do not imply the expression of any opinion whatsoever on the part of the Secretariat of the United Nations Industrial Development Organization (UNIDO) concerning the legal status of any country, territory, city or area or of its authorities, or concerning the delimitation of its frontiers or boundaries, or its economic system or degree of development. Designations such as “developed”, “industrialized” and “developing” are intended for statistical convenience and do not necessarily express a judgment about the stage reached by a particular country or area in the development process. Mention of firm names or commercial products does not constitute an endorsement by UNIDO.

FAIR USE POLICY


Any part of this publication may be quoted and referenced for educational and research purposes without additional permission from UNIDO. However, those who make use of quoting and referencing this publication are requested to follow the Fair Use Policy of giving due credit to UNIDO.


CONTACT

Please contact publications@unido.org for further information concerning UNIDO publications.

For more information about UNIDO, please visit us at www.unido.org

I OF I DO 2046





DO2046

United Nations Industrial Development Organization

Distr.
GENERAL

ID/B/22/Add. I
26 February 1968

ORIGINAL: ENGLISH

Industrial Development Board

Second Session

Vienna, 17 April - 14 May 1968

Agenda item 4

REPORT OF THE EXECUTIVE DIRECTOR ON THE PROGRAMME OF SPECIAL INDUSTRIAL SERVICES


Contents

	<u>Paragraph</u>	<u>Page</u>
Introduction	1 - 2	3
Purposes and scope of the programme	3 - 6	3 - 4
Review of results and experiences obtained in the implementation of the programme	7 - 8	4
Practical difficulties for the delivery of the programme	9 - 12	5
Financial status	13 - 17	6 - 7
Review of operations March to December 1967	18 - 20	8 - 11
Conclusion	21 - 23	12

ANNEX 1 Summary of Exploratory Missions and Approved Projects Financed under SIS

Table 1	Summary of estimated cost and commitments by geographical regions	1
Table 2	Exploratory missions to more than one country and interregional project	2
Table 3	Country projects, by region	3

We regret that some of the pages in the microfiche copy of this report may not be up to the proper legibility standards, even though the best possible copy was used for preparing the master fiche.



United Nations Industrial Development Organization

Distr.
GENERAL

ID/B/22/Add.I/Corr.1
3 May 1968

ORIGINAL: ENGLISH

Industrial Development Board

Second Session

Vienna, 17 April - 14 May 1968

Agenda item 4

REPORT OF THE EXECUTIVE DIRECTOR ON THE PROGRAMME OF SPECIAL INDUSTRIAL SERVICES

Corrigendum

1. The following information on the status of the SIS programme as of 31 March 1968 is presented in order to up-date the information given in document ID/B/22/Add.I.

2. Table 2 on page 7 of the ID/B/22/Add.J gave the cumulative cost of projects approved under the programme from inception in March 1967 to the end of December 1967 as \$ 2,951,785. The cumulative figures for the first three months of 1968 are as follows:

January 1968	\$ 3,029,235
February	3,095,535
March	3,442,535

As of the end of March 1968 the provisional total of obligations incurred was \$ 873,272.

Introduction

1. This report on the Special Industrial Services programme of technical assistance is submitted to the Industrial Development Board by the Executive Director of UNIDO for consideration by the Board at its second session.
2. The report represents the progress of work under the programme during 1967, and up-dates document ID/B/7 of 15 March 1967, which was submitted to the Board at its first session.

Purposes and scope of the programme

3. The programme of Special Industrial Services (SIS) was proposed by the Secretary-General to the twentieth session of the General Assembly in response to a request made at the Economic and Social Council's thirty-ninth session in 1965, with the view to making available to Member States a broader range of technical assistance services under accelerated and simplified procedures more adapted to the particular requirements of industrial projects. To meet these requirements, ad hoc financing on a voluntary basis by Member States was provided for, and special contributions were made by several countries. (See Table 1 below).
4. The main purpose of the SIS programme is to provide specific and urgent assistance as may be required by developing countries to make feasible the financing and implementation of industrial projects. Such assistance includes, for example, the solution of urgent technical problems arising in connexion with the operation of existing plants and machinery on problems of flow of materials and quality control. Other assistance under this programme includes advice on particular questions related to the preparation and implementation of industrial projects, confidential consultations at a high policy level on matters related either to individual projects or more generally to industrial development policies and advice on the promotion and financing of industrial problems.
5. An important aspect covered by this programme is also the rapid, preliminary assessment of viability and feasibility and the order of magnitude of investment and other resources required. Such assessments furnish often in a short time the main elements of judgement required to embark on an industrial project without the need for a lengthy and more costly pre-investment survey and can also provide at an early stage a clearer picture of additional assistance required. Missions are being carried out as appropriate by experienced staff members or individual consultants or, in the case of larger projects, through consulting firms.

3. The following additional requests have been received and approved in the first quarter of 1968: (Table 3, page 8)

	<u>Requests received</u>	<u>Requests approved</u>
January 1968	26	8
February	34	10
March	19	17

With these additional figures, the cumulative totals from the inception of the programme are as follows:

404	230
-----	-----

4. Of the 404 formal requests received by the end of March 1968, 230 resulted in approved projects, 33 await UNDP concurrence, 36 have been transferred to other programmes, withdrawn by governments or rejected as non-qualifying for SIS assistance, and 105 are being processed. The latter figure includes 55 projects pending additional information or clarification from requesting governments.

5. Referring to Annex 1, table 1, the first two columns of figures are updated to March 31 1968 as indicated below:

	<u>Estimated cost as of 31/3/1968</u>	
	<u>exploratory work</u> \$	<u>approved projects</u> \$
Exploratory missions	9,000	14,410
Interregional projects	-	5,500
Africa	24,935	1,736,290
The Americas	13,450	618,400
Asia and Far East	9,910	706,400
Europe and Middle East	8,190	296,050
Total	<u>65,485</u>	<u>3,377,050</u>
Total (estimated cost)		\$ 3,442,535



6. Procedures applicable to existing programmes are not suitable for providing such assistance, since they are based on long-term advanced planning which is not possible in the above-mentioned cases.

Review of results and experiences obtained in the implementation of this programme

7. The programme of Special Industrial Services began operations in 1966. Its scope and purposes were not immediately known by all countries and the volume of requests rose gradually from \$18,000 in May 1966 to a total of \$500,000 by the end of 1966. The number of requests for the same period increased from 4 to 77. In 1967, when the programme became more widely known, the increase was considerably higher. By the end of 1967, the volume of approved projects reached a total of nearly \$3 million; the cumulative total number of requests was 325. Requests have been received for assistance in a variety of sectors of industry, such as: the review of an industrial fire prevention code for industrial buildings; the establishment of a central dies and jigs workshop; the improvement of a production process in a protein production plant; the execution of tenders for the establishment of a rolling mill; a comprehensive market survey to serve for the possible establishment of an integrated steel mill; and many other projects dealing with a variety of aspects of industrial development.

8. A comprehensive list of requests received and approved since March 1966 appears in Annex 1. Experience in the implementation of this programme during the past two years has revealed that countries are more and more interested in obtaining short-term assistance in order to solve numerous day-by-day problems which show up in the process of developing industries. In accordance with the guidelines given by the Industrial Development Board at its first meeting in 1967, the UNIDC Secretariat has taken several measures to make this programme known to the developing countries such as consultations at country level through technical assistance experts and visits by staff members, consultations with country representatives at Headquarters, a printed information pamphlet and, ultimately, general discussions and individual consultations during the Athens Symposium.

Practical difficulties for the delivery of the programme

9. Since the initial consultations at country level, UNIDO has become aware of the large potential of the Special Industrial Services to respond to the needs of the developing countries. But it has also become gradually apparent that the availability of experts required to satisfy such needs would become a factor which required special attention. The procedures for submitting, processing and approving requests were well thought out by the originators of the SIS programme and adapted to the needs of industry in the developing countries. What was overlooked, however, was the importance of having an equally flexible arrangement for recruiting the necessary experts to implement the programme.
10. In this connexion, experience has shown that requests of a very urgent nature can be processed and approved within approximately three weeks, while the recruitment of experts can take as much as six months to one year.
11. Consequently, while the promotion of the SIS programme produced a very large response from the developing countries, the delivery or implementation of the programme has often suffered delays which were incompatible with the nature of the programme. UNIDO has made all possible efforts to reduce the increasing implementation gap, particularly on the most urgent requests, and Headquarters staff has been utilized in many cases to carry out missions which would normally be entrusted to outside experts or consultants. (See Table 4 below.) It is evident that the existing rigid procedures for recruitment both within the United Nations and within the national institutions of countries providing experts' services must be urgently revised and adapted to the flexible procedures which exist for processing and approving the countries' requests under the SIS programme.
12. The following paragraphs outline the development, implementation and financial situation of the programme of Special Industrial Services from March 1967 to the end of December 1967. Information is also included in lesser detail and in cumulative form for the entire period since the inception of the programme in March 1966, since the details for this period were submitted to the Board at its first meeting in document ID/E/7. The over-all picture in the present document will allow the Industrial Development Board to obtain a comprehensive view of the evolution of the SIS programme.

Financial status

13. Assistance under the programme is financed out of voluntary contributions put at the disposal of the Secretary-General in accordance with Rule 107.4, Reg. 7.3 of the United Nations Financial Rules and Regulations. The total amount of these contributions as of 31 December 1967 was \$7,254,447, made up of the following country contributions:

Table 1

Contributions to the SIS Trust Fund as
of 31 December 1966

(in US dollars)

Belgium	200,000
Federal Republic of Germany	1,997,680
Finland	50,000
Netherlands	1,666,666
Sweden	500,000
United Kingdom	840,101
United States	<u>2,000,000</u>
Total	7,254,447

14. In the course of 1967, it became evident that a limited assessment of local costs should be imposed on recipient governments in order to be consistent with the Basic Standard Technical Assistance Agreement entered into with those governments. Effective 1 October 1967, therefore, an assessment at the rate of 12.5 per cent of the total costs of experts' assignments will be levied on countries receiving assistance under the programme. As no pre-planned country programmes for SIS are approved beforehand, it was decided that these local cost assessments be levied post facto at the end of the financial year covering all expert services provided during the balance of the year. The Administrator of UNDP has agreed that all sums collected from recipient countries through the Resident Representatives be paid into UNDP Contributions Accounts and subsequently transferred to the SIS Trust Fund account.

15. In its first report on the financial status of the programme (document ID/B/7 of 15 March 1967), the Secretariat indicated that the United States, at the time of and in addition to its contribution of \$2 million reserved the right to determine at a later date that up to \$2 million of its 1967 contributions pledged to UNDP be expended for Special Industrial Services. However, in a letter dated

19 December 1967, the United States representative on the Economic and Social Council advised the Secretary-General that the United States Government had decided not to specify any of its 1967 pledge of \$70 million to UNDP to be expended for Special Industrial Services.

16. About the same time that the United States decision was conveyed to the Secretary-General, the Governments of Belgium and Finland formally communicated to the Secretary-General their contribution of the sums of \$200,000 and \$50,000 respectively for use in Special Industrial Services.

17. The total programmed value as of 31 December 1967 for SIS projects from the inception of the programme amounted to \$3,667,285. This included the sum of \$2,951,785 earmarked for 195 projects (including exploratory missions) approved by the end of the year, plus \$715,500 earmarked for 29 additional projects approved by UNIDO for which UNDP concurrence was still pending. Actual commitments incurred in the implementation of approved projects by the end of 1967 totalled \$593,756 (provisional figure). The following table shows the monthly progression of cost of approved projects and obligations incurred in their implementation for the period March - December 1967. (For March 1966 - Feb. 1967 see ID/B/7, Table 2.)

Table 2

Monthly Cumulative Cost of Approved Projects
and Obligations

(in US dollars)

	<u>Cost of approved projects and exploratory missions</u>	<u>Actual obligations incurred (Periodical accounting only)</u>
March 1967	990,165	-
April	1,071,815	-
May	1,128,473	-
June	1,228,825	-
July	1,607,175	-
August	1,695,775	469,999
September	2,551,175	-
October	2,658,625	538,250
November	2,848,325	-
December	2,951,785	(provisional) 593,756

Review of operations, March - December 1967

18. The number of requests received from interested governments for Special Industrial Service continued to increase throughout 1967. By end of 1967, 325 formal requests had been received, resulting in 195 approved projects, 29 pending UNDP concurrence, 26 transferred to other programmes, withdrawn by governments or rejected as unqualifying for SIS assistance, and 75 requests under processing at Headquarters. The table below gives a month-by-month breakdown of the number of requests received and those approved during the period under review.

Table 3

Requests Received and Approved
March 1966 to December 1967

	<u>Number of requests received</u>	<u>Number of requests approved under SIS</u>
Total for March 1966 to February 1967	100	59
March 1967	12	14
April	25	10
May	21	10
June	55	11
July	17	25
August	37	9
September	28	25
October	10	11
November	11	12
December	9	9
Sub-total 1967	225	136
Cumulative total from inception of programme to December 1967	325	195

19. The number of missions and assignments undertaken by experts recruited under the programme in response to these requests was 79 by the end of the year, with a total of 183 man-months of field activity (including 169 man-months during 1967). These figures do not include missions undertaken by Secretariat staff, including staff

from the United Nations and FAO, of which there had been 79 by the end of the year representing 46 man-months of field activity (including 36 man-months in 1967). The following table shows the countries from which experts engaged on these missions were recruited as well as the countries of origin of the Secretariat staff members who went out on SIS missions. In addition, consulting firms from India, Sweden and the United Kingdom have been engaged under the programme.

Table 4

Country of origin of experts and UNIDO staff engaged on SIS missions from inception of programme to 31 December 1967

	<u>Number of missions and assignments by recruited experts</u>	<u>Number of missions by UNIDO staff members</u>
Argentina	-	1
Austria	2	-
Belgium	-	4
Brasil	2	-
Canada	3	-
Ceylon	-	3
China	1	-
Czechoslovakia	2	1
Colombia	-	1
Denmark	1	-
France	4	2
Germany (Fed. Rep. of)	3	-
Greece	-	2
Honduras	-	1
India	4	22
Iran	-	5
Iraq	1	-
Israel	1	1
Italy	4	-
Japan	-	1
Korea	1	-
Netherlands	1	1
Pakistan	1	-
Peru	-	4
Sudan	-	1
Sweden	4	2
UAR	1	1
UK	8	3
USA	28	15
USSR	1	1
Yugoslavia	6	7
	<hr/>	<hr/>
Total	79	79

20. These missions have been in diverse fields of industry and have covered practically all aspects of technical assistance envisaged under the terms and purposes of the programme. Expert missions have assisted in technical and feasibility studies relative to the preparation for an establishment of industrial plants, in advising on the practical needs in implementation of projects during the post-feasibility stage and until appropriate financing has been assured, and in attending to various problems of existing industries of technical, managerial or marketing nature. Assistance has been rendered in such industrial fields as metallurgy, fertilizers, pulp and paper, textiles, cement, food processing and mechanical and electrical engineering. Table 5 below shows a breakdown of approved projects by industrial sectors.

Table 5

Number and value of approved SIS projects, by industrial sector
from inception of the programme to 31 December 1967

<u>Industrial sector</u>	<u>Number of approved projects</u>	<u>Value (in US dollars)</u>
1. Mechanical and electrical engineering industries	14	239,650
2. Metallurgical industries	20	319,810
3. Construction and building materials industries	11	85,260
4. Chemicals, petrochemicals and synthetics; insecticides and pesticides, pharmaceuticals and other related industries	28	322,620
5. Fertilizer industries	14	187,375
6. Light industries	38	496,900
7. Industrial legislations; patents and licensing	-	-
8. Industrial research; standardisation; and quality control	3	4,800
9. Industrial consulting services; organization and administrative machinery for industrial development	5	92,000
10. Industrial management and industrial training	15	684,400
11. Special problems and institutions of small-scale industry including industrial estates	15	170,150
12. Industrial programming and projects	24	235,970
13. Industrial policies and industrial financing	6	58,450
14. Promotion of exports of manufactures and semi-manufactures	2	54,500
15. General research projects established as continuing activities	-	-
Total	195	2,951,785

Conclusion

21. In spite of the existing implementation gap, it can be said that the programme of Special Industrial Services has constituted a vital source for UNIDO in extending its operational field activities. Without the funds which have been contributed on an ad hoc basis for this special programme so well adapted to industry, UNIDO's contribution in 1967 and 1968 in providing new and unforeseen assistance within the United Nations family in the field of industry would have suffered delays at least until 1969 when under the new programme exercise of the United Nations Development Programme new resources which were not already committed at the time may be provided. It should be recalled here that UNIDO took over in July 1967 projects under the United Nations Regular Programme of Technical Assistance, and the Technical Assistance and Special Fund components of the UNDP, which were programmed without UNIDO's participation since these programmes were established prior to 1 January 1967.

22. The programme of Special Industrial Services was therefore in 1967 and will be in 1968 utilized to fill a vacuum which resulted between the growing and unforeseen needs of the developing countries in the field of industry and the limited number of projects included among other fields of development without full regard to the true needs existing in this important sector. Hence, the SIS programme has permitted UNIDO to supplement in 1967 such urgent needs which were either latent or developed during that year and will continue in 1968 to supplement the obviously insufficiently covered needs within the Regular Programme and the technical assistance component. The programme has helped to bridge a serious gap in technical assistance to industry and has assisted in solving its most urgent needs.

23. In 1969 and subsequent years the programme will continue as heretofore to render urgent short-term assistance to industry which cannot be anticipated beforehand or pre-determined by either governments or industry and will therefore have to be handled outside the formal procedures of other United Nations programmes. The immediate and growing response it has evoked among developing countries during these first two years of its existence has vindicated the very reasons and purposes which prompted the establishment of the programme.

ANNEX 1

Summary of Projects Financed under the UNIDO Programme
of Special Industrial Services

Table 1

Summary of estimated cost and commitments
by geographical regions

	<u>Estimated cost as of 31/12/67</u>		<u>Total commitments incurred as of 30/11/67</u>
	<u>exploratory work^{a/}</u>	<u>approved projects</u>	
	\$	\$	\$
Exploratory Missions	9,000	14,410	15,493
Interregional Projects	-	5,500	5,499
Africa	16,585	1,698,790	287,434
The Americas	9,650	382,800	85,062
Asia and Far East	9,910	513,400	85,443
Europe and Middle East	<u>5,190</u>	<u>286,550</u>	<u>76,659</u>
Total	50,335	2,901,450	555,590
Total (estimated cost)		2,951,785	

^{a/} Exploratory or promotional activities undertaken directly by UNIDO.

Table 2
Exploratory missions to more than one country
and interregional project

<u>UNIDO No.</u>		<u>Estimated cost as of 31/12/67</u>		<u>Total commitments incurred as of 30/11/67</u>
		<u>exploratory work</u>	<u>approved projects</u>	
<u>Exploratory missions</u>		\$	\$	\$
66/18	Central America (completed Sept. 1966)		7,000	2,414
66/21	Iran, Turkey (completed Oct. 1966)	4,000		2,924
66/23	Ghana, Nigeria (completed May 1966)		7,410	6,777
66/25	Cyprus, Greece, Malta, Somalia (completed Oct. 1966)	2,300		1,992
67/75	China, Malaysia (completed March 1967)	550		
67/92	Ceylon, Pakistan (completed April 1967)	400		336
67/194	Ceylon, Nepal (completed Nov. 1967)	1,000		1,050
67/196	Iran, Singapore (completed Nov. 1967)	<u>750</u>	—	—
	Total	9,000	14,410	15,493

	<u>Estimated cost of approval projects as of 31/12/67</u>		<u>Total commitments incurred as of 30/11/67</u>
	\$	\$	
<u>Interregional project</u>			
67/99	In-plant training textile industries in Poland (completed Oct. 1967)	5,500	5,499

Table 3
Country Projects, by region

<u>UNIDO No.</u>	<u>AFRICA</u>	<u>Project</u>	<u>Estimated cost as of 31/12/67 exploratory work</u>	<u>Estimated cost as of 31/12/67 approved projects</u>	<u>Total commitments incurred as of 30/1/67</u>
66/16	ALG-1	Algeria Reactivation of industries (exploratory phase) (completed Aug. 1966)	800		601
67/85	ALG-2	Algeria Biscuit factories		14,000	
67/86	ALG-3	Algeria Canning and food processing		14,000	
67/88	ALG-4	Algeria Glassware industry		14,000	
67/89	ALG-5	Algeria Leak factory		14,000	
67/165	CAM-1	Cameroon National Investment Corporation		24,000	
67/151	COM-B-1	Congo (B) Assistance to vegetable oil industry		9,000	
67/171	COM-B-3	Congo (B) Pineapple canning		5,000	
67/155	DAHO-1	Dahomey Marble project		7,000	
67/70	ETH-1	Ethiopia Industrial projects studies (under implementation)		32,000	18,714
67/105	ETH-2	Ethiopia Ethiopian Investment Corporation (under implementation)		14,000	5,141
67/141	ETH-3	Ethiopia Hides and skins project		25,000	
67/142	ETH-4	Ethiopia National Coffee Board		26,000	

Table 3 (continued)

<u>UNIDO No.</u>	<u>AFRICA</u>	<u>Project</u>	<u>Estimated cost as of 31/12/67</u> <u>exploratory</u> <u>work</u>	<u>approved</u> <u>projects</u>	<u>Total commitments</u> <u>incurred as of</u> <u>30/1/67</u>
67/107	Ethiopia	National Meat Corporation (completed September 1967)		2,500	1,178
66/1	Ghana	State Match Corporation (completed July 1967)		10,000	a/
66/2	Ghana	Fibre Bag Manufacturing Corporation (under implementation)		101,000	34,335
66/3	Ghana	State Enterprises Secretariat (S.E.S.) (completed Oct. 1966)		10,500	7,645
66/4	Ghana	Paper Conversion Corporation (completed March 1967)		11,000	12,112
67/163	Ghana	Re-organization of S.E.S.		384,000	
67/186	Guinea	Quality control laboratory		10,600	
67/187	Guinea	Cotton ginning pilot plant		5,000	
67/197	Guinea	Fertilizer project		4,000	
66/22	Ivory Coast	Paper mill (investigatory mission) (completed May 1967)	3,000		1,834
67/122	Kenya	Industrial uses of maize		10,000	
67/123	Kenya	Industrial estate - Nairobi (Common facility centre)		24,000	

a/ Financed from other funds.

Table 3 (continued)

<u>UNIDO No.</u>	<u>AFRICA</u>	<u>Project</u>	<u>Estimated cost as of 31/12/67</u> <u>exploratory</u> <u>work</u>	<u>Total commitments</u> <u>incurred as of</u> <u>30/1/67</u>
67/124	KEN-3 Kenya	Castor oil factory	5,000	
67/126	KEN-4 Kenya	Caustic soda, sulphuric acid	3,000	
67/157	KEN-5 Kenya	Textile study	15,000	
66/26	LIBE-1 Liberia	Study for steel project (completed January 1967)	110,000	111,400
67/64	LIBE-2 Liberia	Advisory services for steel project (under implementation)	30,000	1,180
67/71	LIBE-3 Liberia	Steel project fellowship	3,600	
67/110	LIBE-4 Liberia	Small-scale industries (com- pleted September 1967)	1,800	1,913
67/133	LIBE-5 Liberia	Adviser for steel project co-ordinating unit	28,000	
67/128	MAA-1 Madagascar	"Somabri" Brickworks	7,000	
67/148	MAA-2 Madagascar	Industrial investment promotion (completed October 1967)	1,500	1,679
67/149	MAA-3 Madagascar	Industrial estate - pre- investment survey	4,000	
67/154	MAA-4 Madagascar	Vegetable oil project	60,500	
67/160	MAA-5 Madagascar	Bureau of Industrial Promotion and Development (completed October 1967)		528
			300	

Table 3 (continued)

UNITO No.	AFRICA	Project	Estimated cost as of 31/12/67 exploratory work \$	approved projects \$	Total commitments incurred as of 30/1/67 \$
67/192	MAA-6 Madagascar	Nitrogen fertilizer project		4,000	
66/32	MLM-1 Malawi	Brewery project (exploratory work) (completed October 1966)	150		163
66/44	MLM-2 Malawi	Advisory mission (completed January 1967)	1,060		2,833
66/45	MLM-3 Malawi	Industrial estates (completed January 1967)		1,200	1,404
67/179	MLM-4 Malawi	Small-scale industries		24,000	
67/167	MALI-2 Mali	Industrial development programme (under implementation)		72,000	9,652
67/183	MALI-3 Mali	Meat processing industry		13,000	
67/137	MAR-1 Mauritius	Integrated textile mill		5,000	
67/138	MAR-2 Mauritius	Sack factory		19,000	
67/190	MAR-3 Mauritius	Industrial Promotion Centre (completed October 1967)	1,600		1,227
67/66	MOR-1 Morocco	Investigatory mission for metal industry (completed March 1967)	850		810
67/69	MOR-2 Morocco	Fish protein consulting engineering services		28,000	

Table 3 (continued)

<u>UNIDO No.</u>	<u>AFRICA</u>	<u>Project</u>	<u>Estimated cost as of 31/12/67 exploratory work</u>	<u>Total commitments incurred as of 30/1/67</u>
67/82 MOR-3	Morocco	Fish protein concentrate pre-project phase (incl. costs for freezing, sampling etc.) (completed May 1967)	5,900	4,035
67/121 NIGER-1	Niger	Tannery industry (completed January 1968)		4,369
67/7 NIG-2	Nigeria	Bauchi Meat Projects Co. (completed November 1966)		6,104
66/10 NIG-4	Nigeria	Market study on iron and steel (completed June 1967)		6,129
66/11 NIG-5	Nigeria	Nigerian Paper Mills (i) advise on management contract		
66/19 NIG-6	Nigeria	(ii) investigatory work (completed December 1966)		4,408
67/91 NIG-7	Nigeria	Bauchi Meat Products Co. (neg. for management contract) (completed May 1967)	200	150
67/181 RWA-1	Rwanda	Cement plant (under implementation)		7,953
67/184 SEN-1	Senegal	Thies Industrial Estate		32,200
67/191 SEN-2	Senegal	Aluminium foundry shop		28,600
67/140 SOM-3	Somalia	Food processing		1,200

Table 3 (continued)

<u>UNIDO No.</u>	<u>AFRICA</u>	<u>Project</u>	<u>Estimated cost as of 31/12/67 exploratory work</u>	<u>Estimated cost as of 31/12/67 approved projects</u>	<u>Total commitments incurred as of 30/1/67</u>
67/215	SOM-4	Somalia		8,000	
66/13	SUD-1	Sudan	300		236
67/27	SUD-2	Sudan	500		470
67/60	SUD-3	Sudan		10,000	
67/61	SUD-4	Sudan		6,000	5,312
67/103	SUD-6	Sudan	1,250		1,095
67/166	T030-1	Togo		14,000	
66/33	TUN-1	Tunisia		14,000	4,874
67/67	TUN-2	Tunisia		4,000	1,620
67/73	TUN-3	Tunisia		14,000	
67/74	TUN-4	Tunisia		14,000	
67/224	TUN-6	Tunisia		2,500	

Table 3 (continued)

<u>UNIDO No.</u>	<u>AFRICA</u>	<u>Project</u>	<u>Estimated cost as of 31/12/67</u> <u>exploratory</u> <u>work</u>	<u>approved</u> <u>projects</u>	<u>Total commitments</u> <u>incurred as of</u> <u>30/1/67</u>
67/131	UGA-1 Uganda	Pulp and paper industry (1st phase) (completed September 1967)		5,000	3,018
66/24	UAR-1 UAR	Edfu Paper Mill (completed June 1966)		10,580	9,570
66/6	UAR-2 UAR	Fertiliser industry (exploratory work) (completed August 1966)	275		275
67/53	UAR-3 UAR	Bromine extraction (completed May 1967)		4,500	2,148
67/54	UAR-4 UAR	Chlorine utilisation (completed March 1967)		7,500	7,500
67/56	UAR-5 UAR	Phosphorous complex		6,000	
67/57	UAR-6 UAR	Urea and ammonium sulphate		3,700	
67/78	UAR-7 UAR	Edfu Paper Mill (Team of experts) (under implementation)		57,200	2,635
67/83	UAR-8 UAR	Cotton textile laboratory		4,000	
67/96	UAR-9 UAR	Newspriant plant		4,000	
67/139	UAR-10 UAR	Black sands project (exploratory) (completed July 1967)	150		65
67/143	UAR-11 UAR	Chlorine consuming pilot unit (1st phase)		110,000	1,119

Table 3 (continued)

UNIDO No.	AFRICA	Project	Estimated cost as of 31/12/67 exploratory work	approved projects	Total commitments incurred as of 30/1/67
67/223	UAR	Organic chemical industries		5,000	
67/234	UAR	Black sands project (investigatory mission)		15,000	
67/156	Zambia	Manufacturing and processing industries in rural areas		28,000	
67/164	Zambia	Metal-working and engineering industries		15,000	
67/158	ECA (Alger)	Small-scale industries (ECA reg. office Himey)	250		
67/199	Dahomey TOGO-1 and Togo	Industrial co-operation and promotion		20,000	
Total Africa			16,585	1,698,790	287,434

Table 3 (continued)

<u>UNIDO No.</u>	<u>THE AMERICAS</u>	<u>Project</u>	<u>Estimated cost as of 31/12/67 exploratory work</u>	<u>approved projects</u>	<u>Total commitments incurred as of 30/1/67</u>
67/203	ARG-1 Argentina	Soda ash factory (completed December 1967)		10,000	2,920
67/206	ARG-2 Argentina	IFTI (Food technology)		24,000	
67/207	ARG-3 Argentina	Textile industrial development		24,000	
67/127	BOL-1 Bolivia	Mission on industrial develop- ment (exploratory) (completed August 1967)		18,700	17,613
67/147	BRA-1 Brazil	Mission on industrial develop- ment (exploratory) (completed August 1967)	5,250		6,312
67/226	BRA-2 Brazil	Small and medium sized ind. in Aratu Ind. Zone		3,000	
66/8	CHL-1 Chile	Engineering industries (completed July 1967)		45,900	34,408
67/77	DOM-1 Dominican Republic	Building materials factories (exploratory) completed April 1967)	650		365
67/146	DOM-2 Dominican Republic	Rehabilitation of bagasse building boards factory		20,000	
67/169	DOM-3 Dominican Republic	IDC-Ind. Engineer/Economist		24,000	
67/170	DOM-4 Dominican Republic	IDC - Market Analyst		24,000	
67/205	DOM-5 Dominican Republic	IDC - Food Engineer		24,000	
67/98	ECUA-1 Ecuador	Processing of naranjilla fruit	750		

Table 3 (continued)

UNIDO No.	THE AMERICAS	Project	Estimated cost as of 11/12/67 exploratory work	Approved projects	Total commitments incurred as of 30/1/67
67/101	ECUA-2	Ecuador	Industrial estates projects	14,000	
67/102	ECUA-3	Ecuador	Survey on engineering industries (completed June 1967)		3,101
67/150	CUA-1	Guatemala	Reorganization of the Production Development Institute	5,700	
67/68	GYA-1	Guyana	Exploratory mission (completed March 1967)		
67/213	GYA-2	Guyana	National Standards Organisation	1,200	
67/153	JAM-1	Jamaica	Things Jamaican	18,000	
67/132	MEX-1	Mexico	Guidelines for Economic Policies in the Manufacturing Industries (under implementation)		
67/109	NICA-1	Nicaragua	Petrochemical Proj. (ICAITI)	21,000	10,196
67/95	PERU-1	Peru	Bagasse utilization (exploratory) (completed June 1967)	7,600	
67/161	PERU-2	Peru	Bagasse util. plant		1,527
67/188	PERU-3	Peru	Textile industry	72,000	
66/39	TRTO-1	Trinidad and Tobago	Study on furfural (completed March 1967)	15,000	
67/87	TRTO-2	Trinidad and Tobago	Industrial standardisation (completed November 1967)	7,500	6,819
				2,000	1,801

Table 3 (continued)

<u>UNIDO No.</u>	<u>THE AMERICAS Project</u>	<u>Estimated cost as of 31/12/67 exploratory work</u>	<u>approved projects</u>	<u>Total commitments incurred as of 30/11/67</u>
67/90 THTO-3	Trinidad and Tobago	950		
67/168 VHE-1	Venezuela	100		
	Food processing (exploratory)			
	Exploratory mission (completed November 1967)			
	Total the Americas	9,650	382,800	85,062

Table 3 (continued)

UNIDO No.	ASIA AND PAC EAST	Project	Estimated cost as of 31/12/67		Total commitments incurred as of 30/1/67
			exploratory work	approved projects	
67/125	AFCHA-1 Afghanistan	Match industry		6,000	
67/178	CEI-1 Ceylon	Parathem Chemical Corporation		8,000	
67/216	CEI-2 Ceylon	Textile industry		10,000	
67/84	CHINA-1 China	Electronics industry (completed October 1967)		7,500	7,448
67/104	CHINA-2 China	Technological improvements		15,000	
67/111	CHINA-3 China	Industrial executive development and consultation		40,000	
67/116	CHINA-4 China	Promotion of export-oriented industries		19,500	
67/118	CHINA-5 China	Plastic raw materials (completed January 1968)		8,000	
67/119	CHINA-6 China	Melamine manufacturing process		5,000	
67/120	CHINA-7 China	Synthetic fibres		15,000	
67/182	CHINA-8 China	Refractory materials		15,000	
66/17	IND-1 India	Footwear plant		32,000	
66/37	IND-2 India	Mission on export production (completed March 1967)		35,000	37,555
67/172	INDO-1 Indonesia	Salt industry		2,500	
67/173	INDO-2 Indonesia	Sulphur industry		2,500	
67/174	INDO-3 Indonesia	Spinning mills		20,000	
67/175	INDO-4 Indonesia	Shipyards		20,000	
67/176	INDO-5 Indonesia	Metal-working industry		60,000	
67/177	INDO-6 Indonesia	Paper mills		40,000	

Table 3 (continued)

<u>UNIDO No.</u>	<u>ASIA AND FAR EAST</u>	<u>Project</u>	<u>Estimated cost as of 31/12/67 exploratory work</u>	<u>Estimated cost as of 31/12/67 approved projects</u>	<u>Total commitments incurred as of 30/1/67</u>
67/214	INDO-7	Indonesia		3,500	
66/34	IRAN-2	Iran			
		Steel plant project (under implementation)			
		Engineering plant, Tabris (exploratory work) (completed November 1966)	150		
66/40	IRAN-3	Iran			
		Tabris - investigatory mission (completed December 1966)		3,500	
66/41	IRAN-4	Iran			
		Iron and steel plant - Isfahan (exploratory work) (completed December 1966)		3,125	1,621
67/58	IRAN-6	Iran			
		Railroad workshop		6,000	
67/81	IRAN-7	Iran			
		Direct reduction of iron ore (exploratory mission) (completed May 1967)	2,200		854
67/93	IRAN-8	Iran			
		Food industries (completed July 1967)	1,400		1,114
67/106	IRAN-9	Iran			
		Iron ore reduction project (completed July 1967)	160		
67/108	IRAN-10	Iran			
		Manufacture of metal products (exploratory) (completed June 1967)	2,000		1,106
66/30	KOR-1	Korea			
		Steel project			
		i) exploratory work (completed October 1966)			
66/43	KOR-2	Korea			
		ii) investigatory mission (completed January 1967)			
67/72	KOR-3	Korea			
		Steel project (completed June 1967)		18,175	8,404

Table 3 (continued)

UNIDO No.	ASIA AND FAR EAST	Project	Estimated cost as of 31/12/67		Total commitments incurred as of 30/1/67
			exploratory work	approved projects	
67/113	Malaysia	Textile market study (under implementation)		15,000	2,183
67/71	Mekong Committee	Industrial development - Lower Mekong Basin (completed August 1967)		16,500	14,395
66/38	Philippines	Integrated Iron and Steel Mill (completed February 1967)		5,600	1,621
67/193	Philippines	Industrial Survey Mission (exploratory) (completed October 1967)	4,000		3,802
67/129	Singapore	Industrial fire safety		15,000	
67/130	Singapore	Industrial (trade) effluents		15,000	
67/239	Singapore	Economic Development Board		15,000	
67/62	Thailand	Sugar industries (completed June 1967)		6,000	5,340
66/35	Thailand	Industrial estates		30,000	
		Total Asia and Far East	9,910	513,400	85,443

Table 3 (continued)

UNIDO No.	EUROPE AND MIDDLE EAST	Project	Estimated cost as of 31/12/67		Total commitments incurred as of 30/1/67
			exploratory work	approved projects	
		Institute for instruments design			
66/36	BULG-1	Bulgaria i) exploratory work (com- pleted September 1966)	400		313 89
67/50	BULG-2	Bulgaria ii) advisory services		51,000	
		Fertilizer industries:			
66/14	CYP-1	Cyprus i) exploratory phase (com- pleted August 1966)		1,650	1,650
66/28	CYP-3	Cyprus ii) feasibility study (com- pleted December 1966)			
66/15	CYP-2	Cyprus Paper mill (exploratory work) (completed July 1966)	1,640		1,467
66/46	CYP-4	Cyprus Saw mill (completed October 1967)		4,850	4,097
66/47	CYP-5	Cyprus Industrial estates (completed August 1967)		6,000	3,875
66/48	CYP-5	Cyprus Asbestos pipe plant		4,000	
66/20	GRE-1	Greece Industrial estates (exploratory) (completed October 1966)	700		488
67/240	GRE-2	Greece Exploratory mission (project implementation and follow-up) (completed December 1967)	300		
67/115	ICE-1	Iceland Sodium sulphate project (completed July 1967)	550		464
67/52	ISR-1	Israel Metal-working industries (completed October 1967)		71,000	36,911
66/12	JOR-1	Jordan Steel rolling mill (under implementation)		47,000	13,944

Table 3 (continued)

<u>UNIDO No.</u>	<u>EUROPE AND MIDDLE EAST</u>	<u>Project</u>	<u>Estimated cost as of 31/12/67 exploratory work</u>	<u>Estimated cost as of 31/12/67 approved projects</u>	<u>Total commitments incurred as of 30/1/67</u>
67/100 MALTA-1	Malta	Factory building materials and methods (completed November 1967)		1,800	1,520
67/204 SYR-1	Syria	Fertiliser project (exploratory) (completed October 1967)	500		500
67/51 TUR-1	Turkey	Fertiliser project (evaluation of tenders)		40,000	
67/55 TUR-2	Turkey	Cement factories (under implementation)		19,000	5,866
67/76 TUR-3	Turkey	Paper industry (completed July 1967)		6,750	4,715
67/195 TUR-4	Turkey	Iron and steel project		15,000	
67/212 TUR-5	Turkey	Barite grinding ore mill		4,500	
67/245 TUR-9	Turkey	Brigettes from Lignite (under implementation)		14,000	
67/117 YUGO-1	Yugoslavia	Industrial estates projects (exploratory mission) (completed July 1967)	500		205
67/202 YUGO-2	Yugoslavia	Industrial management project (exploratory mission) (completed October 1967)	600		555
		Total Europe and Middle East	5,190	286,550	76,659



28. 9. 71