



**TOGETHER**  
*for a sustainable future*

## OCCASION

This publication has been made available to the public on the occasion of the 50<sup>th</sup> anniversary of the United Nations Industrial Development Organisation.



**TOGETHER**  
*for a sustainable future*

## DISCLAIMER

This document has been produced without formal United Nations editing. The designations employed and the presentation of the material in this document do not imply the expression of any opinion whatsoever on the part of the Secretariat of the United Nations Industrial Development Organization (UNIDO) concerning the legal status of any country, territory, city or area or of its authorities, or concerning the delimitation of its frontiers or boundaries, or its economic system or degree of development. Designations such as “developed”, “industrialized” and “developing” are intended for statistical convenience and do not necessarily express a judgment about the stage reached by a particular country or area in the development process. Mention of firm names or commercial products does not constitute an endorsement by UNIDO.

## FAIR USE POLICY

Any part of this publication may be quoted and referenced for educational and research purposes without additional permission from UNIDO. However, those who make use of quoting and referencing this publication are requested to follow the Fair Use Policy of giving due credit to UNIDO.


## CONTACT

Please contact [publications@unido.org](mailto:publications@unido.org) for further information concerning UNIDO publications.

For more information about UNIDO, please visit us at [www.unido.org](http://www.unido.org)



# D01466



United Nations Industrial Development Organization

Distr.  
LIMITED  
ID/WG.66/23  
11 August 1970

ORIGINAL: ENGLISH

Meeting to Promote Specific Industrial  
Projects in African Countries

Nairobi, Kenya, 30 November-4 December 1970

COUNTRY INFORMATION SHEET ✓

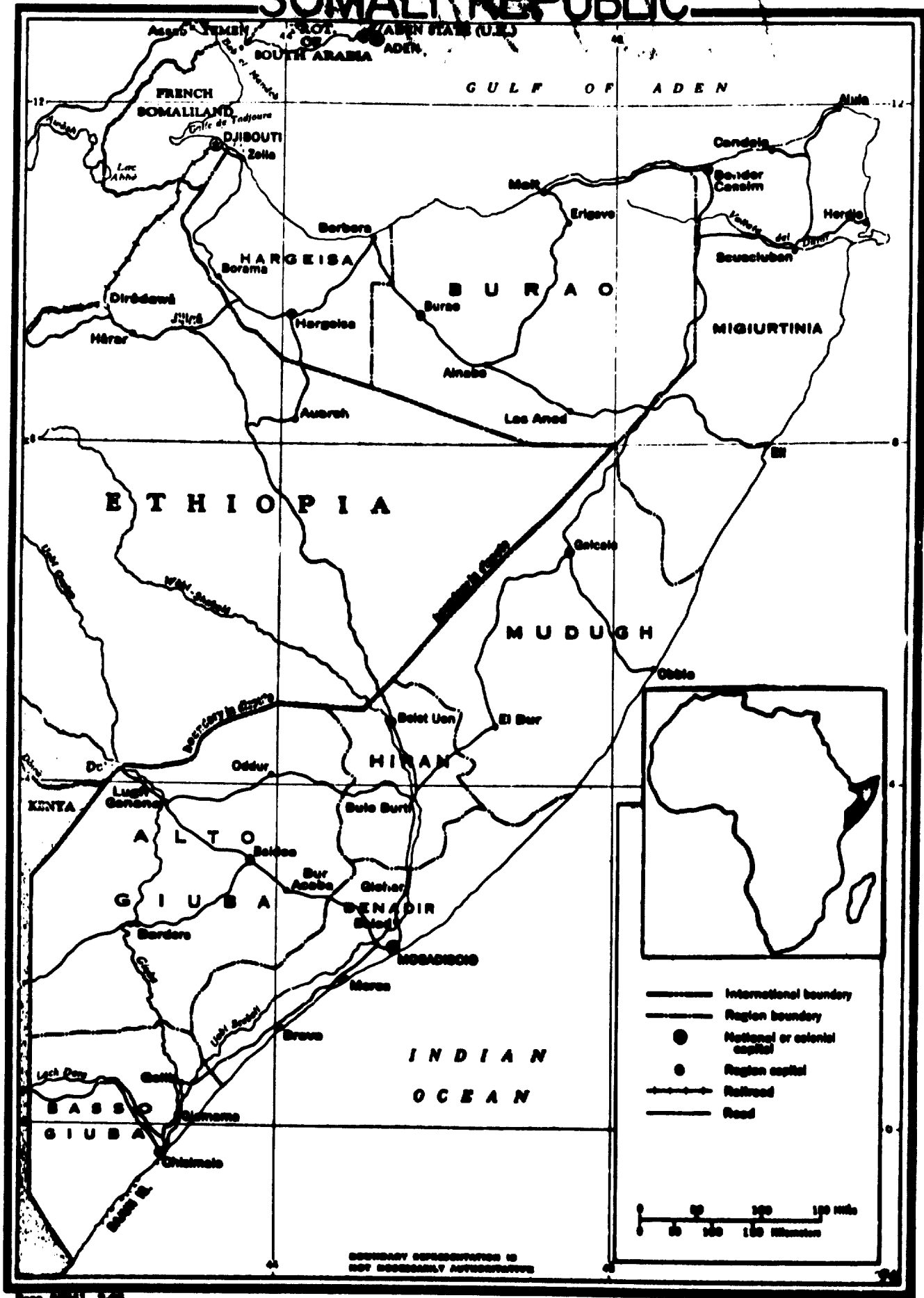
SOMALIA

✓ This information sheet is drawn from various United Nations and other sources as noted, and has been reproduced by UNIDO without formal editing.

id.70-4441

We regret that some of the pages in the microfiche copy of this report may not be up to the proper legibility standards, even though the best possible copy was used for preparing the master fiche.

# SOMALI REPUBLIC



BRIEF BACKGROUND INFORMATION

A. THE COUNTRY AND ITS PEOPLE

1. Geography

(a) Area 638,000 square km. (254,000 sq. miles)  
8 million hectares are arable; 350-400,000 hectares are under cultivation.

(b) Situation, Climate, physical features, etc.

Somalia forms the horn of Africa. It has Ethiopia to the West, Kenya to the South-West, the territory of the Afars and the Issas to the North-West. The Northern coast is on the Gulf of Aden and the East Coast on the Indian Ocean. Somalia has some high lands continuing from Kenya and Ethiopia. The climate is hot and dry. The average temperatures are 20° C on the coast rising to 42° in the interior. The vegetation is thorny bushes which are thicker in the South. Of the rivers, only the Ouabi Chebali and the Ouabi Djouba flow for the whole year. There are trees along the banks of rivers.

(c) Population

2.7 million (rough estimate mid-1968).

Rate of growth: 2.9% per annum.

Density: 4 persons per square km. or 10 persons per square km of arable land. Two-thirds of the population are nomads mostly found in the North. Islam is the official religion. The people are composed mainly of three tribes: Somalis, Galla and Danakil.

(d) Language

English and Italian are the official languages. Somali is spoken by all Somalis.

(e) Main commercial centres

Mogadishu, the capital (about 160,000 people); Hargeisa (about 56,000); Merca (about 56,000); Margherita (about 20,000); Giamama (22,000); there are nine more towns with a population of more than 10,000.

(f) Transport

(1) Road. There are 350 miles of asphalt roads and 7,500 miles of earth roads and tracks. There is a road leading to the Ethiopian border.

- (ii) Railway. There are no railway lines.
- (iii) Ports. There are four main ports: Mogadiscio, Chisimaio and Merca, in the South and Berbera in the North. Berbera has new and good facilities and handles livestock exports, while Chisimaio is the main port for bananas and cattle exports. Mogadiscio is the main import port. There is a considerable coastal traffic by dhow.
- (iv) Air. There are some 20 airstrips scattered all over the country. Only Mogadiscio, Chisimaio, Berbera and Hargeisa are all weather aerodromes equipped with navigational control. Mogadiscio is an international airport

## 2. Government

Somalia became independent in 1960 and is a union of the former British Somaliland and Italian Somaliland. At present, Somalia has a military government.

## B. BASIC ECONOMIC DATA

### 1. Economic indicators

- (a) National currency. The currency is Somali Shilling.

S. Sh. 1 = US \$ 0.14  
US \$ 1 = S. Sh. 7.14

- (b) Gross National Product (Estimate 1966)

Total S. Sh. 900 million or US\$ 125 million.  
Per capita S. Sh. 360 million or US\$ 50.

Source: Africa 1969/70.

- (c) Consumer Price Index, Mogadiscio  
(1963 = 100, monthly averages for December)

|           | <u>1965</u> | <u>1966</u> | <u>1967</u> | <u>1967<sup>a/</sup></u> | <u>1968</u> |
|-----------|-------------|-------------|-------------|--------------------------|-------------|
| All items | 127.7       | 123.6       | 120.1       | 99.5                     | 103.1       |
| Food      | 132.3       | 120.0       | 114.8       | 97.7                     | 100.6       |

<sup>a/</sup> Beginning 1967, base 1966 = 100

Source: Economist Intelligence Unit, Annual Supplement, September 1969.

(d) Balance of payments (S. Sh. million)

|  | <u>1966</u> | <u>1967</u> | <u>1968</u> |
|--|-------------|-------------|-------------|
| <u>Current account</u>                 |             |             |             |
| Balance of trade c.i.f.                | -103        | -111        | -115        |
| Services                               | - 43        | - 59        | - 45        |
| Private remittances                    | - 3         | 6           | 4           |
| Government grants                      | <u>74</u>   | <u>85</u>   | <u>135</u>  |
| Balance on current account             | - 75        | - 79        | - 21        |
| <u>Capital account</u>                 |             |             |             |
| Private investment                     | 11          | 17          | 15          |
| Loans to the government                | 63          | 52          | 27          |
| Banks and other financial institutions | 3           | - 4         | -           |
| Errors and omissions                   | <u>12</u>   | <u>3</u>    | <u>2</u>    |
| Balance on capital account             | <u>89</u>   | <u>68</u>   | <u>44</u>   |

Source: Economist Intelligence Unit, Annual Supplement, September 1969.

2. Origin of G.D.P.

There is no reliable information at the time of writing on the origin of the GDP.

3. Main industries

Most industries are connected with processing foodstuffs. There is a sugar refinery, various canneries, a cotton ginnery, tannery, dairies, cement works, metal working concern. In mid 1968, there were 38 known manufacturing units in Somalia, situated mainly in the South and around Mogadiscio. Of these 19 produced food products.

4. Natural resources

Agriculture and livestock are the main resources. 90% of the population depend upon these two occupations. There are deposits of iron ore, gypsum, beryllium and columbite but none can at present be exploited commercially. There is also uranium and manganese. The land can permit the growing of such crops as: rice, cotton, sugar, bananas; as well as rearing such livestock as cattle, camels, goats, sheep.

5. Labour force

Out of 2.7 million people, one-third are settled. These can provide unskilled labour. There is a critical shortage of skilled people. In professional, technical and scientific fields, Somalia will continue to rely on expatriates for a long time to come.

## C. DEVELOPMENT PLAN

The 1963-67 plan was, for various reasons, abandoned. It envisaged a total expenditure of S. Sh. 1,400 million in the public sector. The new three-year plan 1968-70 aims at:

- (a) improving transport and communications;
- (b) improve and expand agricultural producing, mainly by irrigating new land;
- (c) establish new industries and mining.

## D. FOREIGN TRADE DATA

1. Foreign Trade Balance (S. Sh. million)

|                | <u>1963</u>  | <u>1964</u>  | <u>1965</u>  | <u>1966</u>  | <u>1967</u>  |
|----------------|--------------|--------------|--------------|--------------|--------------|
| Exports f.o.b. | 227.0        | 257.8        | 237.3        | 233.4        | 255.6        |
| Imports c.i.f. | <u>319.1</u> | <u>390.7</u> | <u>353.3</u> | <u>300.3</u> | <u>340.8</u> |
| Trade balance  | -92.1        | -132.9       | -116.0       | -66.9        | -85.2        |

Source: Economist Intelligence Unit, Annual Supplement, September 1969.

2. Imports by commodities (1962-65) (Value in million Somali Shillings)

|                                     | <u>1962</u>  |            | <u>1963</u>  |            | <u>1964</u>  |            | <u>1965</u>  |            |
|-------------------------------------|--------------|------------|--------------|------------|--------------|------------|--------------|------------|
|                                     | <u>Value</u> | <u>%</u>   | <u>Value</u> | <u>%</u>   | <u>Value</u> | <u>%</u>   | <u>Value</u> | <u>%</u>   |
| Cereal and cereal products          | 33           | 12         | 38           | 12         | 53           | 12         | 62           | 18         |
| Fruits and vegetables               | 16           | 6          | 18           | 6          | 19           | 5          | 13           | 4          |
| Sugar and sugar products            | 15           | 5          | 14           | 5          | 27           | 7          | 4            | 1          |
| Coffee, tea and cocoa               | 8            | 3          | 9            | 3          | 12           | 3          | 7            | 2          |
| Beverage and tobacco                | 9            | 3          | 10           | 3          | 11           | 3          | 11           | 3          |
| Oils and fats                       | 4            | 1          | 6            | 2          | 13           | 3          | 15           | 4          |
| Petroleum and related products      | 14           | 5          | 14           | 4          | 18           | 4          | 16           | 5          |
| Pharmaceutical products             | 4            | 1          | 6            | 2          | 7            | 2          | 6            | 2          |
| Paper and paper products            | 4            | 1          | 6            | 2          | 6            | 2          | 7            | 2          |
| Textiles                            | 37           | 14         | 36           | 11         | 41           | 10         | 27           | 8          |
| Clothing                            | 10           | 4          | 9            | 3          | 9            | 2          | 6            | 2          |
| Metals                              | 8            | 3          | 13           | 4          | 12           | 3          | 12           | 3          |
| Metals products                     | 8            | 3          | 11           | 3          | 14           | 4          | 13           | 4          |
| Building materials                  | 5            | 2          | 4            | 1          | 7            | 2          | 9            | 3          |
| Electrical machinery                | 6            | 2          | 11           | 3          | 12           | 3          | 9            | 3          |
| Non-electrical machinery            | 14           | 5          | 29           | 9          | 31           | 8          | 48           | 13         |
| Miscellaneous manufactured articles | 6            | 2          | 5            | 2          | 7            | 2          | 7            | 2          |
| Transport equipment                 | 22           | 8          | 33           | 10         | 42           | 11         | 27           | 8          |
| Others                              | <u>49</u>    | <u>18</u>  | <u>49</u>    | <u>15</u>  | <u>51</u>    | <u>13</u>  | <u>55</u>    | <u>16</u>  |
| Total                               | <u>270</u>   | <u>100</u> | <u>321</u>   | <u>100</u> | <u>391</u>   | <u>100</u> | <u>353</u>   | <u>100</u> |

Source: Somali Customs Statistics.



3. Exports by commodities (1962-65) (Value in million Somali shillings)


|                            | <u>1962</u>  |            | <u>1963</u>  |            | <u>1964</u>  |            | <u>1965</u>  |            |
|----------------------------|--------------|------------|--------------|------------|--------------|------------|--------------|------------|
|                            | <u>Value</u> | <u>%</u>   | <u>Value</u> | <u>%</u>   | <u>Value</u> | <u>%</u>   | <u>Value</u> | <u>%</u>   |
| Bananas                    | 80           | 45         | 101          | 45         | 113          | 44         | 108          | 46         |
| Live animals               | 67           | 37         | 91           | 40         | 108          | 42         | 80           | 34         |
| Sheep                      | (41)         | (23)       | (56)         | (25)       | (68)         | (26)       | (33)         | (14)       |
| Cattle                     | (8)          | (4)        | (16)         | (7)        | (20)         | (8)        | (14)         | (6)        |
| Goats                      | (14)         | (8)        | (10)         | (4)        | (10)         | (4)        | (20)         | (9)        |
| Camels                     | (4)          | (2)        | (9)          | (4)        | (10)         | (4)        | (13)         | (5)        |
| Hides and skins            | 12           | 6          | 13           | 6          | 12           | 5          | 15           | 6          |
| Wood products and charcoal | 6            | 3          | 7            | 3          | 7            | 3          | 12           | 5          |
| Fish and fish products     | 6            | 3          | 5            | 2          | 3            | 1          | 2            | 1          |
| Meat and meat products     | 2            | 1          | 2            | 1          | 2            | 1          | 2            | 1          |
| Others                     | 7            | 5          | 8            | 3          | 12           | 4          | 18           | 7          |
| <b>Total</b>               | <b>180</b>   | <b>100</b> | <b>227</b>   | <b>100</b> | <b>257</b>   | <b>100</b> | <b>237</b>   | <b>100</b> |

Source: Somali Customs Statistics.

4. Direction of foreign trade (million Somali Shillings)

|              | <u>Imports</u> |             |             |             | <u>Exports</u> |             |             |             |
|--------------|----------------|-------------|-------------|-------------|----------------|-------------|-------------|-------------|
|              | <u>1962</u>    | <u>1963</u> | <u>1964</u> | <u>1965</u> | <u>1962</u>    | <u>1963</u> | <u>1964</u> | <u>1965</u> |
| Italy        | 81             | 88          | 98          | 101         | 93             | 112         | 117         | 116         |
| Aden         | 10             | 9           | 16          | 16          | 28             | 40          | 35          | 35          |
| Saudi Arabia | 6              | 5           | 7           | 2           | 43             | 52          | 66          | 58          |
| U.A.R.       | 10             | 7           | 5           | 1           | 5              | 12          | 20          | 10          |
| East Africa  | 14             | 20          | 31          | 26          | 2              | 1           | 1           | 6           |
| U.S.S.R.     | 9              | 45          | 44          | 28          |                |             |             |             |
| U.K.         | 23             | 28          | 50          | 22          |                |             |             |             |
| Ethiopia     | 9              | 10          | 6           | 7           |                |             |             |             |
| Japan        | 20             | 21          | 25          | 19          |                |             |             |             |
| India        | 18             | 15          | 15          | 8           |                |             |             |             |
| China        | 1              | 1           | 4           | 14          |                |             |             |             |
| Other        | 69             | 72          | 90          | 109         |                |             |             |             |
| <b>Total</b> | <b>270</b>     | <b>321</b>  | <b>391</b>  | <b>353</b>  | <b>180</b>     | <b>227</b>  | <b>257</b>  | <b>237</b>  |

Source: Somali Customs Statistics.



**74 . 10 . 14**