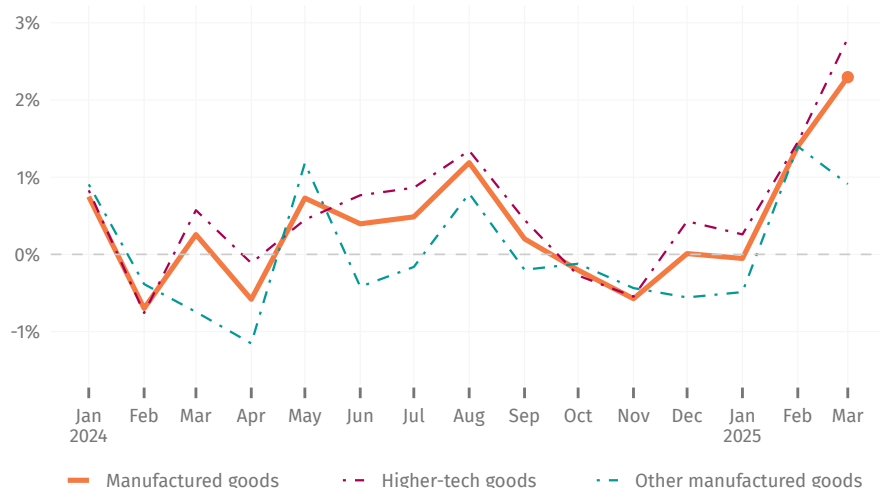




Global perspective

Month-over-month growth rates of global manufacturing exports



Global manufacturing exports achieved an **exceptional performance** in March 2025, rising by

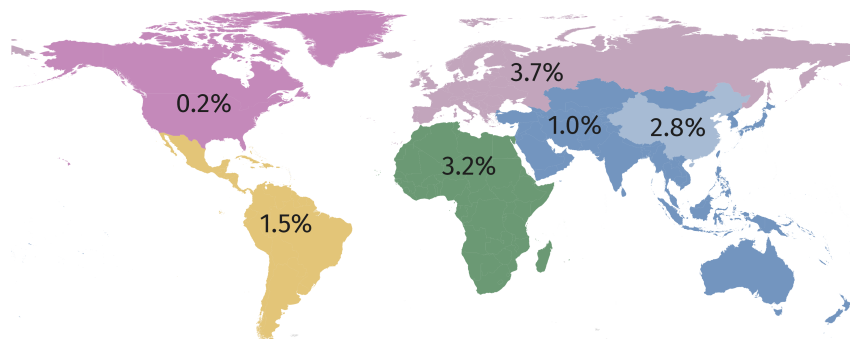
2.3%



Regional performance

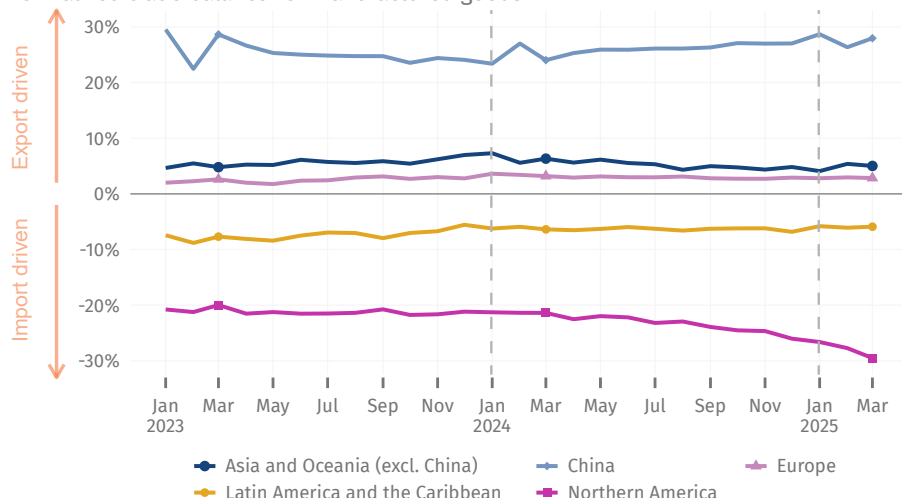
Month-over-month growth rate of manufacturing exports by region, March 2025

Manufacturing exports from **Europe** surged in March 2025, fueled by strong growth across most of its economies, including a strong outcome in Germany, the region's main exporter.



Manufacturing Trade Balance

Normalized trade balance* of manufactured goods



Northern America's trade deficit in manufactured goods has grown since early 2024, widening further in March 2025. In contrast, the manufacturing trade balance in other regions has remained stable in recent months, with **China** maintaining a strong surplus.

* The normalized trade balance shows the trade surplus or deficit as a proportion of total trade (the sum of exports and imports) to facilitate cross-regional comparison. Note: This report is based on seasonally adjusted official data on monthly manufacturing trade. Global and regional coverage exceeds 90%, except in Africa, where data availability remains limited. The data used to create the infographic can be downloaded via this [link](#), while the [Monthly Manufacturing Trade Database \(MMTD\)](#) is available through the [UNIDO Statistics Portal](#). For further information, please contact [UNIDO Statistics](#).