

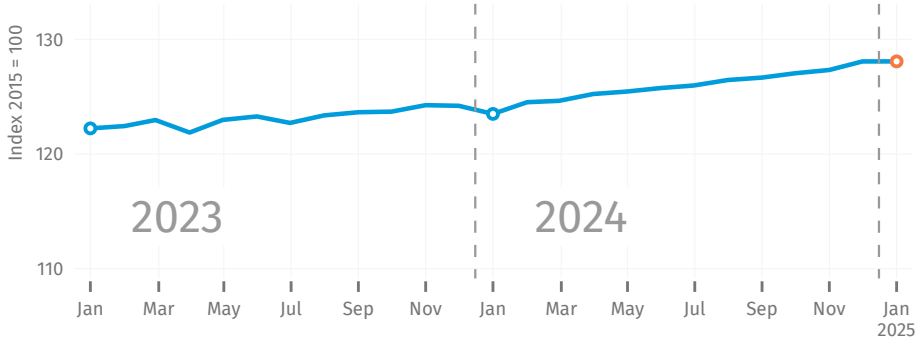


World Manufacturing Production

January 2025

Global manufacturing

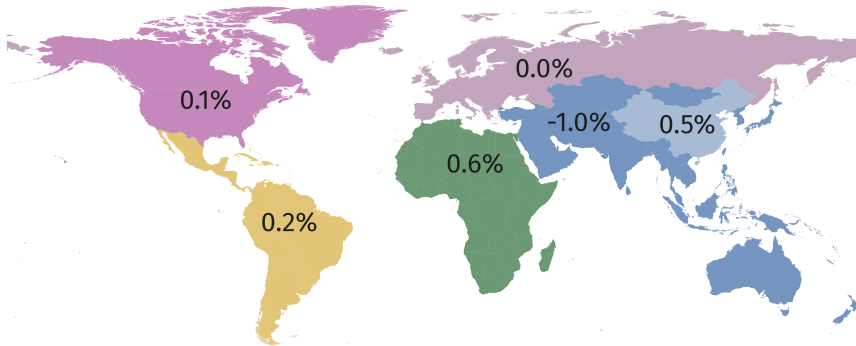
Global index of manufacturing production



Global manufacturing came to a **halt** in January 2025, after a period of steady growth throughout most of 2024.

Regional performance

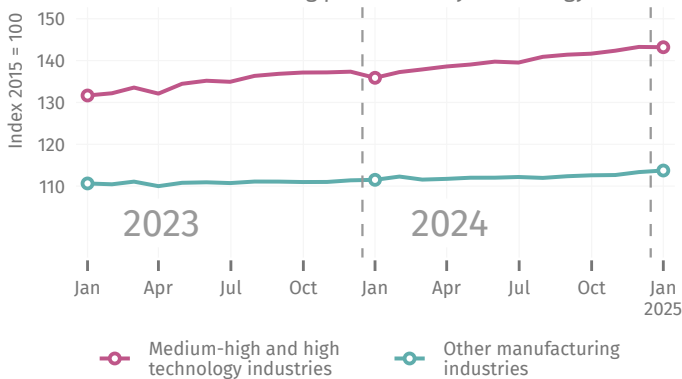
Month-over-month growth rate of manufacturing production by region



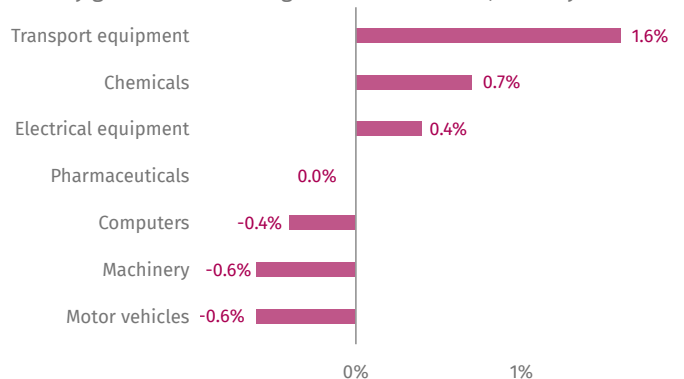
Manufacturing in **Africa** and **China** saw substantial growth in January 2025, while the rest of **Asia** and **Oceania** faced a sharp decline.

Sectoral trends

Global index of manufacturing production by technology level



Monthly growth rates for higher-tech industries, January 2025



Output of **medium-high and high tech** industries dipped slightly in January 2025, while other industries registered a modest uptick.

Transport equipment continued to outpace other higher-tech industries, while **machinery** and **motor vehicles** experienced strong month-over-month losses.

Note: This report is based on seasonally-adjusted series of official indices of industrial production (IIPs). Data used to create the infographic can be downloaded in [this link](#) while the full IIP database can be accessed through the [UNIDO Statistics Portal](#). Methodological information can be found in [this document](#). For additional details, contact [UNIDO Statistics](#).