



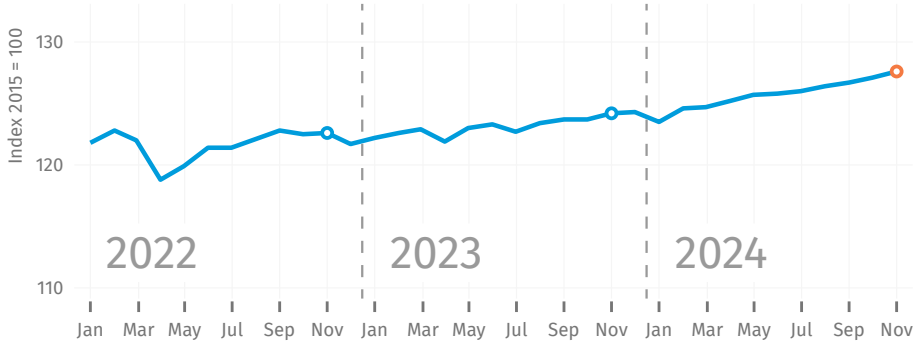
World Manufacturing Production

November 2024



Global manufacturing

Global index of manufacturing production



Global manufacturing continued on a steady path, reaching a

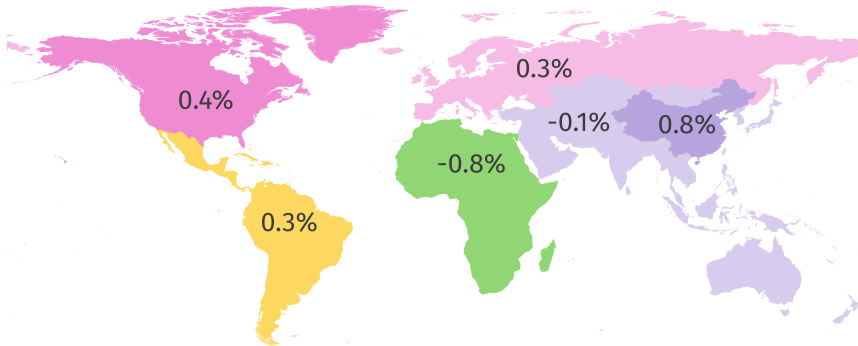
0.4%

increase in November 2024.



Regional performance

Month-over-month growth rate of manufacturing production by region

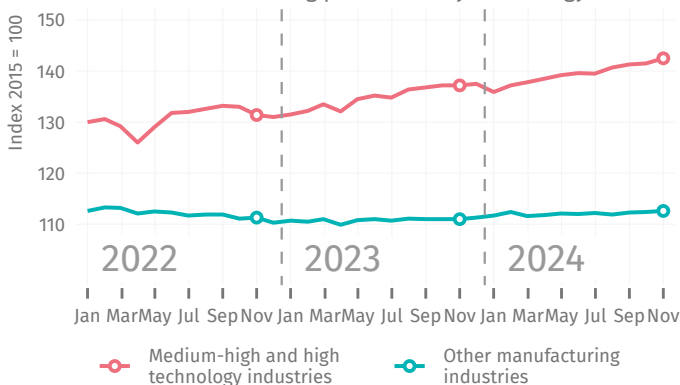


China recorded the highest monthly growth among all regions, with a 0.8% increase, while the rest of **Asia and Oceania** saw a slight decline in output.

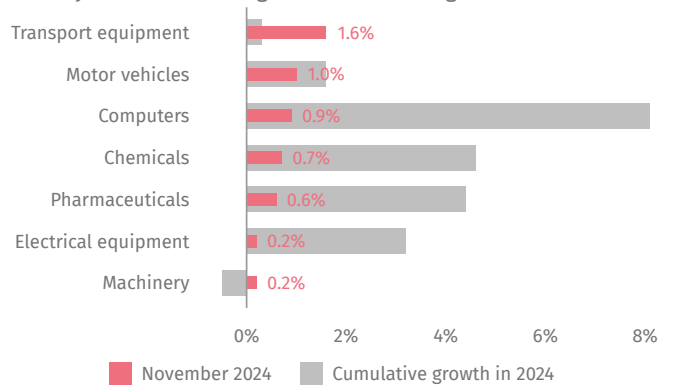


Sectoral trends

Global index of manufacturing production by technology level



Monthly and cumulative growth rates for higher-tech industries



Medium-high and high tech industries not only maintained consistent growth throughout 2024 but also recorded a notable 0.7% rise in November 2024.

All higher-tech industries experienced growth at varying intensities in November 2024, spearheaded by **motor vehicles** and **transport equipment**.

Note: This report is based on seasonally-adjusted series of official indices of industrial production (IIPs). Data used to create the infographic can be downloaded in [this link](#) while the full IIP database can be accessed through the [UNIDO Statistics Portal](#). Methodological information can be found in [this document](#). For additional details, contact [UNIDO Statistics](#).