



World Manufacturing Production

December 2023



Global manufacturing

Global index of manufacturing production



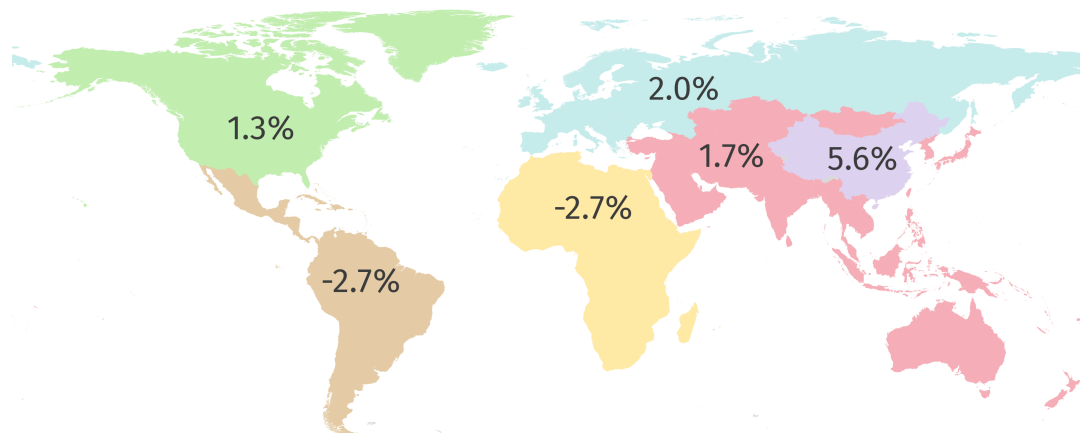
2.9%

year-over-year growth of global production, pointing to an acceleration after a phase of stalled production.



Regional performance

Year-over-year growth rate of manufacturing production by region

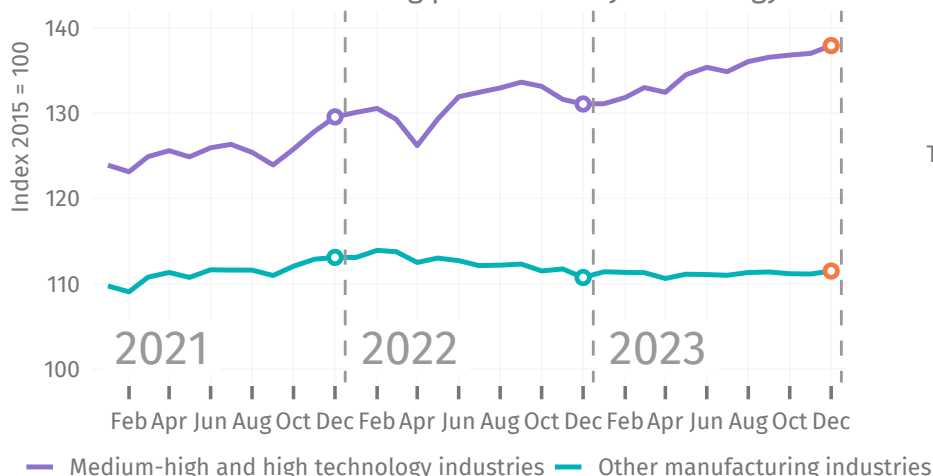


Significant growth in most regions of the world, apart from **Africa** and **Latin America and the Caribbean**.

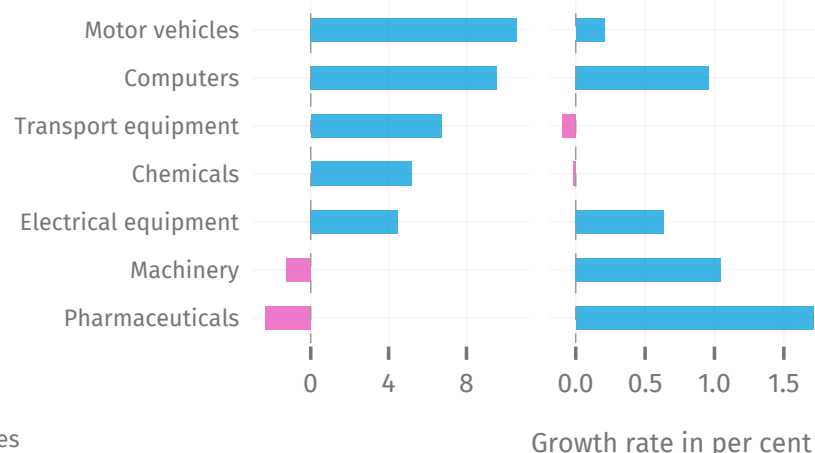


Sectoral trends

Global index of manufacturing production by technology level



Year-over-year Month-over-month



Higher-technology industries continued their strong dynamism, while other industries remained stagnant:

Medium-high and high tech: 5.2%
Other manufacturing industries: 0.7%

Great variability of higher-tech industries: **Pharmaceuticals** and **machinery** with the highest growth compared to the previous month, but these industries remained in negative territory on an annual basis.

Note: This report is based on seasonally-adjusted series of official indices of industrial production (IIPs). Data used to create the infographic can be downloaded in [this link](#) while the full [database of monthly IIPs](#) can be accessed through the [UNIDO Data Portal](#). Methodological details can be found in [this document](#). For additional information, contact [UNIDO Statistics](#).