



# World Manufacturing Production

## November 2023



### Global manufacturing

Global index of manufacturing production




**0.9%**  
 year-over-year growth of global production, showing a gradual acceleration after months of stagnation.



### Regional performance

Year-over-year growth rate of manufacturing production by region

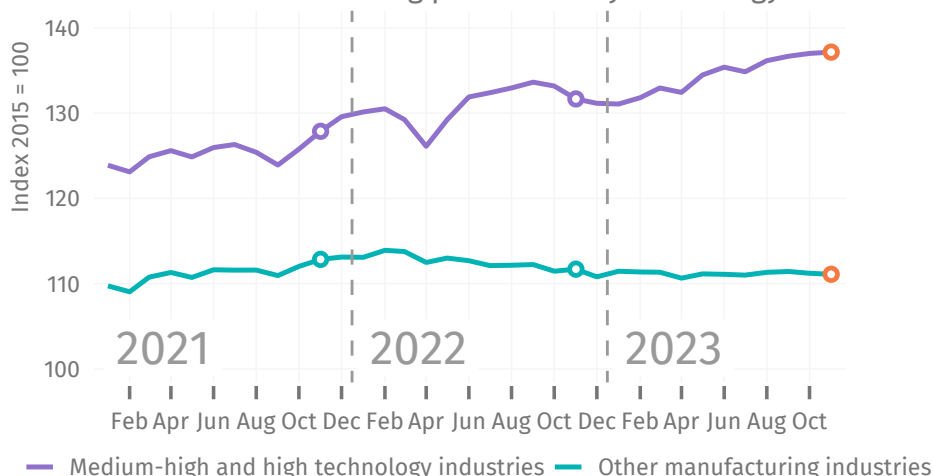


Industrial production in **China** remained growing at a fast pace, while most other world regions faced output reductions.

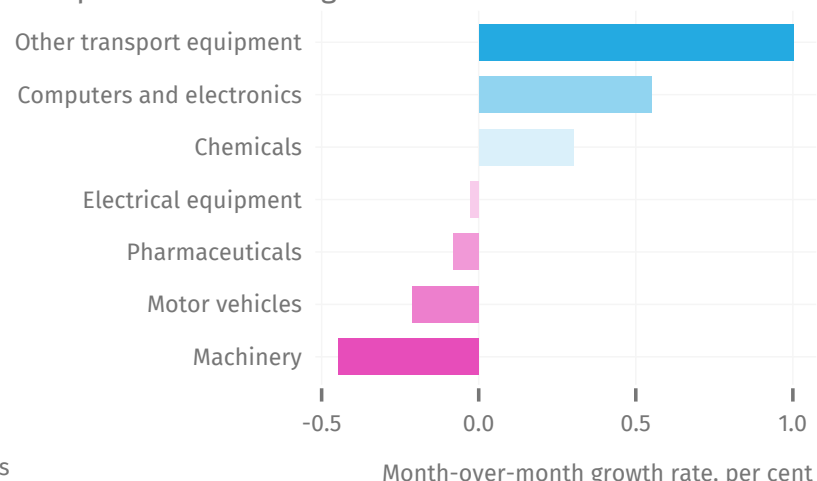


### Sectoral trends

Global index of manufacturing production by technology level



Global performance of higher-tech industries



Sustained progress in higher-technology industries, while other industries struggled with a stagnant production:  
**Medium-high and high tech: 4.2%**  
 Other manufacturing industries: -0.5%

Recent performance of higher-tech industries showed volatility: **Other transport equipment** recorded the highest increase in monthly comparison, while **machinery** experienced another significant output drop.

Note: This report is based on seasonally-adjusted series of official indices of industrial production (IIPs). Data used to create the infographic can be downloaded in [this link](#) while the full [database of monthly IIPs](#) can be accessed through the [UNIDO Data Portal](#). Methodological details can be found in [this document](#). For additional information, contact [UNIDO Statistics](#).