



# World Manufacturing Production

## July 2023



### Global manufacturing

Global index of manufacturing production



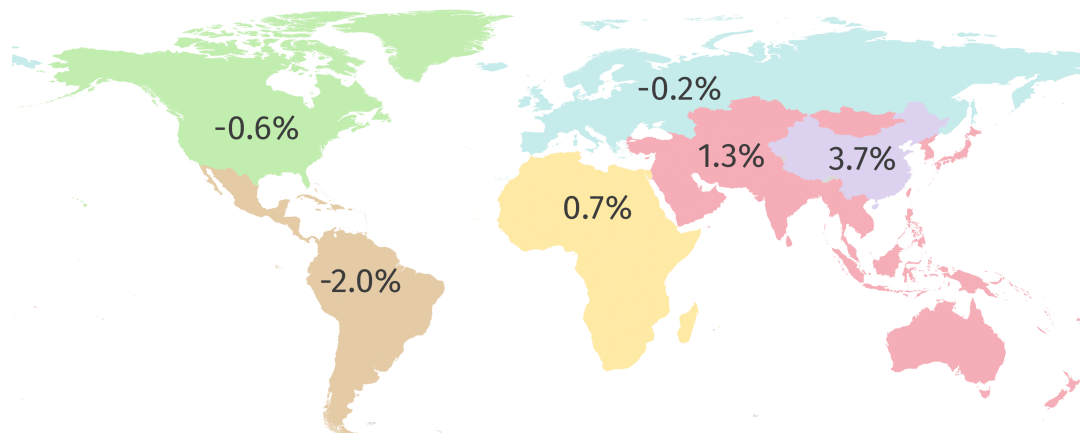
# 0.5%

year-over-year growth rate of global production, but clearly decreasing compared to last month.



### Regional performance

Year-over-year growth rate of manufacturing production by region

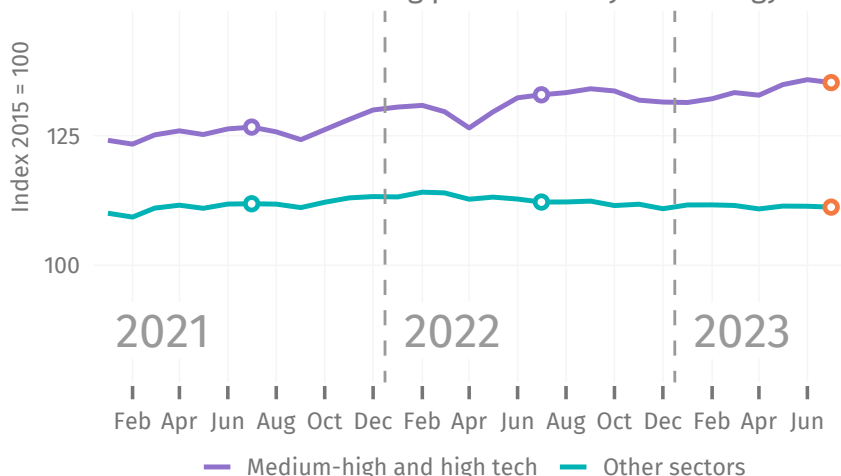


Moderate production growth in **China, Asia and Oceania** and **Africa**, while other regions faced output reductions.

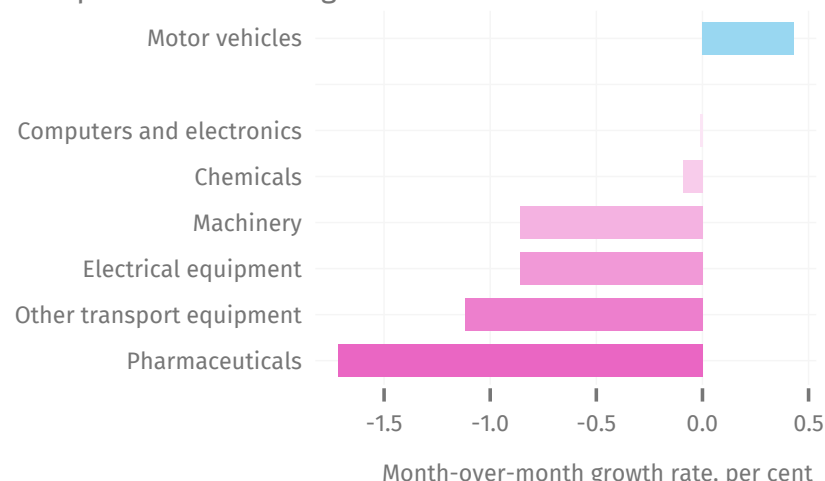


### Sectoral trends

Global index of manufacturing production by technology level



Global performance of higher-tech industries



Higher-technology industries are still reporting moderate annual growth:

**Medium-high and high tech: 1.8%**  
Other sectors: -0.9%

Even higher-tech sectors are currently following a downward trend. Only **motor vehicles** recorded growth (0.4%) in monthly comparison.

Note: This report is based on seasonally-adjusted series of official indices of industrial production (IIPs). Data used to create the infographic can be downloaded in [this link](#) while the full [database of monthly IIPs](#) can be accessed through the [UNIDO Data Portal](#). Methodological details can be found in [this document](#). For additional information, contact [UNIDO Statistics](#).