

Appendices

CONTENTS

- A. Operational statistics
- B. Project approvals under voluntary contributions
- C. Technical assistance to least developed countries (LDCs)
- D. Programmable funds
- E. Programme for Country Partnerships (PCP) – selected highlights
- F. Appointments of Individual Service Agreement (ISA) holders
- G. Agreements and other arrangements concluded by UNIDO in 2021
- H. Country promotion presentations/seminars organized by Investment and Technology Promotion Offices (ITPOs) in 2021
- I. Field representation
- J. Overview of UNIDO workforce
- K. Staff development
- L. Industrial statistics

This document has been produced without formal United Nations editing. The designations employed and the presentation of the material in this document do not imply the expression of any opinion whatsoever on the part of the Secretariat of the United Nations Industrial Development Organization (UNIDO) concerning the legal status of any country, territory, city or area or of its authorities, or concerning the delimitation of its frontiers or boundaries, or its economic system or degree of development. Designations such as “developed”, “industrialized” or “developing” are intended for statistical convenience and do not necessarily express a judgment about the stage reached by a particular country or area in the development process. Mention of firm names or commercial products does not constitute an endorsement by UNIDO.

APPENDIX A
OPERATIONAL STATISTICS
List of tables

- 1A. Technical cooperation activities expenditure, 2018 to 2021 by funding partner
- 1B. Expenditure on technical cooperation activities in 2021 by funding partner
2. Technical cooperation activities: Value of net project approvals and expenditure, 2018 to 2021
- 3A. Technical cooperation activities: Net project/grant approvals in 2020 and 2021 by funding partner
- 3B. Technical cooperation activities: Value of net project approvals in 2021 by funding partner and geographical area
4. Expenditure on technical cooperation activities in 2020 and 2021 by funding partner and project component
5. Expenditure on technical cooperation activities in 2021 by thematic and geographical areas
6. Expenditure on technical cooperation activities by geographical area, 2018 to 2021
7. Expenditure on technical cooperation activities in 2021 by geographical area
8. Regular and operational budget expenditure by programme and object of expenditure in 2021

Table 1A
Technical cooperation activities^a expenditure, 2018 to 2021 by funding partner
(In thousands of US dollars)

	2018	2019	2020	2021	%
Major Funding Partner					
Member States ^b	62,894	61,597	56,844	65,450	36.5%
Global Environment Facility (GEF)	59,152	55,250	56,126	44,485	24.8%
Montreal Protocol (MLF)	26,773	34,208	23,353	19,134	10.7%
European Union (EU)	19,635	21,329	25,935	34,517	19.2%
Other countries ^c	7,447	5,742	3,889	4,574	2.5%
RPTC and SRA ^d	5,618	4,800	3,507	4,396	2.5%
United Nations agencies ^e	5,178	5,479	6,074	5,451	3.0%
Other donors, IFIs and private sector ^f	2,967	1,854	1,945	1,391	0.8%
Total	189,664	190,259	177,673	179,398	100.0%

^a Technical cooperation activities includes Special Resources for Africa (SRA) amounting to a \$0.6m expenditure in 2021.

^b Current Member States. Includes Industrial Development Funds (IDF) and trust funds including third party, self-financed, thematic and partnership trust funds for China, Finland, Germany and the Russian Federation.

^c Other countries includes former Member States, Industrial Development Fund (IDF) residuals, and trust funds including third party and self-financed.

^d Regular Programme of Technical Cooperation (RPTC) and Special Resources for Africa (SRA).

^e Combines all United Nations agencies including funding from other donors such as GEF and EU as pass-through agreements.

^f Includes non-governmental, international financial institutions (IFIs) and private sector entities.

Table 1B
Expenditure on technical cooperation activities^a in 2021 by funding partner
(In thousands of US dollars)

<i>Member States^b</i>	<i>(\$000)</i>	<i>%</i>
Austria	2,020	1.1%
Bahrain	1,024	0.6%
Bangladesh	38	0.0%
Burkina Faso	136	0.1%
Cameroon	12	0.0%
China	5,340	3.0%
Colombia	244	0.1%
Cyprus	(8)	0.0%
Democratic Republic of the Congo	(1)	0.0%
Ethiopia	421	0.2%
Finland	457	0.3%
Germany	5,478	3.1%
Guinea	12	0.0%
India	987	0.6%
Indonesia	31	0.0%
International ^c	337	0.2%
Iran (Islamic Republic of)	802	0.5%
Italy	8,208	4.6%
Japan	11,907	6.6%
Malta	2	0.0%
Monaco	25	0.0%
Morocco	1,486	0.8%
Nigeria	462	0.3%
Norway	2,073	1.2%
Pakistan	228	0.1%
Panama	40	0.0%
Republic of Korea	1,491	0.8%
Russian Federation	2,128	1.2%
Sao Tome and Principe	154	0.1%
Saudi Arabia	85	0.0%
Senegal	76	0.0%
Slovenia	164	0.1%
Spain	(137)	-0.1%
Sweden	6,253	3.5%
Switzerland	13,010	7.3%
Turkey	53	0.0%
United Republic of Tanzania	368	0.2%
Venezuela (Bolivarian Republic of)	44	0.0%
	65,450	36.5%

<i>Member States^b</i>	<i>(\$000)</i>	<i>%</i>
Global Environment Facility (GEF)	44,485	24.8%
Montreal Protocol (MLF)	19,134	10.7%
European Union (EU)	34,517	19.2%
Other countries^d		
Australia	939	0.5%
Belgium	29	0.0%
Canada	300	0.2%
France	(5)	0.0%
United Kingdom of Great Britain and Northern Ireland	391	0.2%
United States of America	2,920	1.6%
	4,574	2.5%
RPTC and SRA^e	4,396	2.5%
United Nations agencies^f	5,451	3.0%
Other donors, IFIs and private sector^g	1,391	0.8%
Total	179,398	100.0%

^a Technical cooperation activities includes Special Resources for Africa (SRA) amounting to a \$0.6m expenditure in 2021.

^b Current Member States. Includes Industrial Development Funds (IDF) and trust funds including third party, self-financed, thematic and partnership trust funds for China, Finland, Germany and the Russian Federation.

^c Includes interregional, regional and global projects.

^d Other countries includes former Member States, Industrial Development Fund (IDF) residuals, and trust funds including third party and self-financed.

^e Regular Programme of Technical Cooperation (RPTC) and Special Resources for Africa (SRA).

^f Combines all United Nations agencies including funding from other donors such as GEF and EU as pass-through agreements.

^g Includes non-governmental, international financial institutions (IFIs) and private sector entities.

Note: Values shown in parentheses reflect decreases after project/grant closure.

Table 2
Technical cooperation activities:^a Value of net project approvals and expenditure, 2018 to 2021
(In millions of US dollars)

	2018	2019	2020	2021	2018	2019	2020	2021	2018	2019	2020	2021	2018	2019	2020	2021
	Total				Member States ^b				Global Environmental Facility (GEF)				Montreal Protocol (MLF)			
Residual value of projects brought forward	404.4	418.9	383.3	348.6	79.5	79.4	88.5	95.4	225.0	223.2	196.1	151.8	64.4	69.0	50.9	43.4
Value of project budgets approved in the year (net)	204.2	154.7	143.0	197.3	62.8	70.7	63.7	72.3	57.3	28.2	11.8	45.9	31.5	16.1	15.9	22.7
Total of approved projects under implementation	608.6	573.6	526.3	545.9	142.3	150.1	152.2	167.7	282.3	251.4	207.9	197.7	95.9	85.1	66.8	66.1
Expenditure	189.7	190.3	177.7	179.4	62.9	61.6	56.8	65.5	59.1	55.3	56.1	44.5	26.8	34.2	23.4	19.1
Residual value of projects carried forward	418.9	383.3	348.6	366.5	79.4	88.5	95.4	102.2	223.2	196.1	151.8	153.2	69.1	50.9	43.4	47.0
	European Union (EU)				Other countries ^c				RPTC and SRA ^d				United Nations agencies ^e			
Residual value of projects brought forward	12.3	27.4	31.3	35.7	9.1	7.3	4.1	7.6	5.1	5.1	5.1	5.8	7.5	6.1	6.4	7.4
Value of project budgets approved in the year (net)	34.7	25.2	30.3	39.4	5.7	2.5	7.4	1.9	5.6	4.8	4.2	6.8	3.8	5.8	7.1	7.2
Total of approved projects under implementation	47.0	52.6	61.6	75.1	14.8	9.8	11.5	9.5	10.7	9.9	9.3	12.6	11.3	11.9	13.5	14.6
Expenditure	19.6	21.3	25.9	34.5	7.5	5.7	3.9	4.6	5.6	4.8	3.5	4.4	5.2	5.5	6.1	5.4
Residual value of projects carried forward	27.4	31.3	35.7	40.6	7.3	4.1	7.6	4.9	5.1	5.1	5.8	8.2	6.1	6.4	7.4	9.2
	Other donors, IFIs and private sector ^f															
Residual value of projects brought forward	1.5	1.4	0.9	1.5												
Value of project budgets approved in the year (net)	2.8	1.4	2.6	1.1												
Total of approved projects under implementation	4.3	2.8	3.5	2.6												
Expenditure	3.0	1.9	2.0	1.4												
Residual value of projects carried forward	1.3	0.9	1.5	1.2												

^a Technical cooperation activities includes Special Resources for Africa (SRA) amounting to a \$0.6m expenditure and \$0.5m in net approvals in 2021.

^b Current Member States. Includes Industrial Development Funds (IDF) and trust funds including third party, self-financed, thematic and partnership trust funds for China, Finland, Germany and the Russian Federation.

^c Other countries includes former Member States, Industrial Development Fund (IDF) residuals, and trust funds including third party and self-financed.

^d Regular Programme of Technical Cooperation (RPTC) and Special Resources for Africa (SRA).

^e Combines all United Nations agencies including funding from other donors such as GEF and EU as pass-through agreements.

^f Includes non-governmental, international financial institutions (IFIs) and private sector entities.

Table 3A
Technical cooperation activities:^a Net project/grant approvals in 2020 and 2021 by funding partner
(In thousands of US dollars)

Major Funding Partner	New projects/grants approved			Existing projects/grants revised			Total net value of approvals/revisions (\$000)	%
	Number of projects/grants	Value of projects/grants (\$000)	Average value of projects/grants (\$000)	Number of projects/grants	Value of revisions (\$000)	Average value of revisions (\$000)		
2021								
Member States ^b	72	35,076	487	358	37,266	104	72,342	36.7%
Global Environment Facility (GEF)	25	48,878	1,955	180	(3,023)	(17)	45,855	23.2%
Montreal Protocol (MLF)	74	23,581	319	271	(897)	(3)	22,684	11.5%
European Union (EU)	3	5,304	1,768	37	34,035	920	39,339	19.9%
Other countries ^c	0	0		17	1,937	114	1,937	1.0%
RPTC and SRA ^d	50	4,912	98	185	1,893	10	6,805	3.5%
United Nations agencies ^e	13	4,118	317	45	3,118	69	7,236	3.7%
Other donors, IFIs and private sector ^f	8	1,281	160	28	(223)	(8)	1,058	0.5%
Total	245	123,150	503	1,121	74,106	66	197,256	
2020								
Member States ^b	70	30,909	442	382	32,761	86	63,670	44.5%
Global Environment Facility (GEF)	34	13,529	398	171	(1,730)	(10)	11,799	8.2%
Montreal Protocol (MLF)	64	16,459	257	268	(556)	(2)	15,903	11.1%
European Union (EU)	4	8,763	2,191	37	21,565	583	30,328	21.2%
Other countries ^c	6	4,860	810	18	2,580	143	7,440	5.2%
RPTC and SRA ^d	49	3,057	62	205	1,184	6	4,241	3.0%
United Nations agencies ^e	18	3,487	194	32	3,610	113	7,097	5.0%
Other donors, IFIs and private sector ^f	11	2,260	205	22	291	13	2,551	1.8%
Total	256	83,324	325	1,135	59,705	53	143,029	

^a Technical cooperation activities includes Special Resources for Africa (SRA) amounting to \$0.5m in net approvals in 2021.

^b Current Member States. Includes Industrial Development Funds (IDF) and trust funds including third party, self-financed, thematic and partnership trust funds for China, Finland, Germany and the Russian Federation.

^c Other countries includes former Member States, Industrial Development Fund (IDF) residuals, and trust funds including third party and self-financed.

^d Regular Programme of Technical Cooperation (RPTC) and Special Resources for Africa (SRA).

^e Combines all United Nations agencies including funding from other donors such as GEF and EU as pass-through agreements.

^f Includes non-governmental, international financial institutions (IFIs) and private sector entities.

Note: Values shown in parentheses reflect decreases after project/grant closure.

Table 3B
Technical cooperation activities:^a Value of net project approvals in 2021 by funding partner and geographical area
(In thousands of US dollars)

<i>Major Funding Partner</i>	<i>Africa (excluding African Arab States)</i>	<i>African Arab States</i>	<i>Asia and the Pacific (excluding Western Asian Arab States)</i>	<i>Western Asian Arab States</i>	<i>Europe and Central Asia</i>	<i>Latin America and the Caribbean</i>	<i>Global and interregional projects</i>	<i>Total</i>
Member States ^b	22,954	6,485	10,466	4,778	2,847	7,001	17,811	72,342
Global Environment Facility (GEF)	11,066	1,023	14,848	(26)	8,892	3,432	6,620	45,855
Montreal Protocol (MLF)	2,158	5,474	8,664	2,174	1,140	3,077	(3)	22,684
European Union (EU)	16,760	6,133	5,004	1,913	186	2,908	6,435	39,339
Other countries ^c	(604)	1,529	0	0	0	0	1,012	1,937
RPTC and SRA ^d	1,142	110	707	100	116	198	4,432	6,805
United Nations agencies ^e	2,906	289	697	514	111	260	2,459	7,236
Other donors, IFIs and private sector ^f	724	126	(21)	330	0	0	(101)	1,058
Total	57,106	21,169	40,365	9,783	13,292	16,876	38,665	197,256
Total Africa	78,275							
Total Arab States	30,952							

^a Technical cooperation activities includes Special Resources for Africa (SRA) amounting to \$0.5m in net approvals in 2021.

^b Current Member States. Includes Industrial Development Funds (IDF) and trust funds including third party, self-financed, thematic and partnership trust funds for China, Finland, Germany and the Russian Federation.

^c Other countries includes former Member States, Industrial Development Fund (IDF) residuals, and trust funds including third party and self-financed.

^d Regular Programme of Technical Cooperation (RPTC) and Special Resources for Africa (SRA).

^e Combines all United Nations agencies including funding from other donors such as GEF and EU as pass-through agreements.

^f Includes non-governmental, international financial institutions (IFIs) and private sector entities.

Note: Values shown in parentheses reflect decreases after project/grant closure.

Table 4
Expenditure on technical cooperation activities^a in 2020 and 2021 by funding partner and project component
(In thousands of US dollars)

<i>Major Funding Partner</i>	<i>Project personnel (\$000)</i>	<i>Subcontracts (\$000)</i>	<i>Fellowships and training (\$000)</i>	<i>Equipment (\$000)</i>	<i>Miscellaneous (\$000)</i>	<i>Total (\$000)</i>
2021						
Member States ^b	31,410	24,400	2,347	4,829	2,464	65,450
Global Environment Facility (GEF)	9,984	31,086	199	2,164	1,052	44,485
Montreal Protocol (MLF)	3,515	11,398	686	3,309	226	19,134
European Union (EU)	11,917	15,586	2,193	3,961	860	34,517
Other countries ^c	1,846	1,904	541	125	158	4,574
RPTC and SRA ^d	3,483	571	180	45	117	4,396
United Nations agencies ^e	2,477	2,242	114	397	221	5,451
Other donors, IFIs and private sector ^f	509	729	34	-	119	1,391
Total	65,141	87,916	6,294	14,830	5,217	179,398
%	36.3%	49.0%	3.5%	8.3%	2.9%	
2020						
Member States ^b	27,082	19,562	1,205	6,479	2,516	56,844
Global Environment Facility (GEF)	10,183	36,397	492	8,169	885	56,126
Montreal Protocol (MLF)	2,452	17,322	389	3,037	153	23,353
European Union (EU)	10,298	10,002	548	4,405	682	25,935
Other countries ^c	1,724	1,730	391	(66)	110	3,889
RPTC and SRA ^d	2,738	562	56	20	131	3,507
United Nations agencies ^e	2,221	3,120	150	295	288	6,074
Other donors, IFIs and private sector ^f	366	1,533	(6)	27	25	1,945
Total	57,064	90,228	3,225	22,366	4,790	177,673
%	32.1%	50.8%	1.8%	12.6%	2.7%	

^a Technical cooperation activities includes Special Resources for Africa (SRA) amounting to a \$0.6m expenditure in 2021.

^b Current Member States. Includes Industrial Development Funds (IDF) and trust funds including third party, self-financed, thematic and partnership trust funds for China, Finland, Germany and the Russian Federation.

^c Other countries includes former Member States, Industrial Development Fund (IDF) residuals, and trust funds including third party and self-financed.

^d Regular Programme of Technical Cooperation (RPTC) and Special Resources for Africa (SRA).

^e Combines all United Nations agencies including funding from other donors such as GEF and EU as pass-through agreements.

^f Includes non-governmental, international financial institutions (IFIs) and private sector entities.

Table 5
Expenditure on technical cooperation activities^a in 2021 by thematic and geographical areas
(In thousands of US dollars)

	<i>Africa (excluding African Arab States)</i>	<i>African Arab States</i>	<i>Asia and the Pacific (excluding Western Asian Arab States)</i>	<i>Western Asian Arab States</i>	<i>Europe and Central Asia</i>	<i>Latin America and the Caribbean</i>	<i>Global and interregional projects</i>	<i>Total</i>	<i>%</i>
Creating shared prosperity	20,545	7,935	4,773	2,341	273	1,664	1,395	38,926	21.7%
Advancing economic competitiveness	8,754	2,260	3,458	653	2,512	3,220	10,420	31,277	17.4%
Safeguarding the environment	12,798	6,287	35,484	3,049	7,180	14,594	22,002	101,394	56.5%
Cross-cutting services	1,662	93	402	333	164	207	4,940	7,801	4.4%
Total	43,759	16,575	44,117	6,376	10,129	19,685	38,757	179,398	
Total Africa	60,334								
Total Arab States	22,951								

^a Technical cooperation activities includes Special Resources for Africa (SRA) amounting to a \$0.6m expenditure in 2021.

Table 6
Expenditure on technical cooperation activities^a by geographical area, 2018 to 2021
(In thousands of US dollars)

<i>Geographical Area</i>	<i>2018</i>	<i>2019</i>	<i>2020</i>	<i>2021</i>
Africa (excluding African Arab States)				
Country projects	39,713	36,185	34,391	40,267
Regional projects	7,444	6,380	3,338	3,492
Subtotal	47,157	42,565	37,729	43,759
African Arab States				
Country projects	14,615	16,871	16,288	16,568
Regional projects	1,404	799	64	7
Subtotal	16,019	17,670	16,224	16,575
Asia and the Pacific (excluding Western Asian Arab States)				
Country projects	53,844	52,410	50,832	41,622
Regional projects	1,846	3,612	2,578	2,495
Subtotal	55,690	56,022	53,410	44,117
Western Asian Arab States				
Country projects	6,789	9,473	5,254	6,002
Regional projects	2,324	2,443	1,002	374
Subtotal	9,113	11,916	6,256	6,376
Europe and Central Asia				
Country projects	12,305	8,576	7,369	9,764
Regional projects	4,147	5,559	5,565	365
Subtotal	16,452	14,135	12,934	10,129
Latin America and the Caribbean				
Country projects	9,880	13,459	13,861	16,418
Regional projects	2,904	3,141	4,193	3,267
Subtotal	12,784	16,600	18,054	19,685
Global and interregional projects	32,449	31,351	33,066	38,757
Total	189,664	190,259	177,673	179,398

^a Technical cooperation activities: includes Special Resources for Africa (SRA) amounting to a \$0.6m expenditure in 2021.

Table 7
Expenditure on technical cooperation activities^a in 2021 by geographical area
(In thousands of US dollars)

	<i>Africa (excluding African Arab States)</i>		<i>African Arab States</i>		<i>Asia and the Pacific (excluding Western Asian Arab States)</i>		<i>Western Asian Arab States</i>		<i>Europe and Central Asia</i>		<i>Latin America and the Caribbean</i>		<i>Global and interregional projects</i>		<i>Total</i>	
	(\$000)	%	(\$000)	%	(\$000)	%	(\$000)	%	(\$000)	%	(\$000)	%	(\$000)	%	(\$000)	%
A. By Major Funding Partner																
Member States ^b	14,569	33.3%	5,679	34.3%	10,811	24.5%	3,199	50.2%	3,059	30.2%	7,296	37.1%	20,837	53.8%	65,450	36.5%
Global Environment Facility (GEF)	8,848	20.2%	1,459	8.8%	19,779	44.8%	23	0.3%	5,792	57.2%	7,999	40.6%	585	1.5%	44,485	24.8%
Montreal Protocol (MLF)	1,327	3.0%	3,300	19.9%	9,274	21.0%	1,255	19.7%	771	7.6%	3,205	16.3%	2	0.0%	19,134	10.7%
European Union (EU)	15,926	36.4%	2,373	14.3%	3,440	7.8%	1,091	17.1%	67	0.6%	849	4.3%	10,771	27.8%	34,517	19.2%
Other countries ^c	23	0.1%	2,234	13.5%	(5)	0.0%		0.0%		0.0%		0.0%	2,322	6.0%	4,574	2.5%
RPTC and SRA ^d	839	1.9%	48	0.3%	341	0.8%	87	1.4%	160	1.6%	183	0.9%	2,738	7.1%	4,396	2.5%
United Nations agencies ^e	1,778	4.1%	1,162	7.0%	249	0.6%	427	6.7%	280	2.8%	148	0.8%	1,407	3.6%	5,451	3.0%
Other donors, IFIs and private sector ^f	449	1.0%	320	1.9%	228	0.5%	294	4.6%		0.0%	5	0.0%	95	0.2%	1,391	0.8%
Total	43,759		16,575		44,117		6,376		10,129		19,685		38,757		179,398	
Total Africa	60,334	33.6%														
Total Arab States	22,951	12.8%														
B. By project component																
Project personnel	16,141	36.9%	7,142	43.1%	10,061	22.8%	3,615	56.7%	3,342	33.0%	6,716	34.1%	18,124	46.8%	65,141	36.3%
Subcontracts	17,022	38.9%	5,459	32.9%	28,301	64.1%	1,469	23.0%	5,401	53.3%	11,151	56.6%	19,113	49.3%	87,916	49.0%
Fellowships and training	3,629	8.3%	1,466	8.8%	129	0.3%	261	4.1%	132	1.3%	174	0.9%	503	1.3%	6,294	3.5%
Equipment	5,184	11.8%	2,049	12.4%	4,754	10.8%	681	10.7%	1,016	10.0%	1,055	5.4%	91	0.2%	14,830	8.3%
Miscellaneous	1,783	4.1%	459	2.8%	872	2.0%	350	5.5%	238	2.3%	589	3.0%	926	2.4%	5,217	2.9%
Total	43,759		16,575		44,117		6,376		10,129		19,685		38,757		179,398	

^a Technical cooperation activities includes Special Resources for Africa (SRA) amounting to a \$0.6m expenditure in 2021.

^b Current Member States. Includes Industrial Development Funds (IDF) and trust funds including third party, self-financed, thematic and partnership trust funds for China, Finland, Germany and the Russian Federation.

^c Other countries includes former Member States, Industrial Development Fund (IDF) residuals, and trust funds including third party and self-financed.

^d Regular Programme of Technical Cooperation (RPTC) and Special Resources for Africa (SRA).

^e Combines all United Nations agencies including funding from other donors such as GEF and EU as pass-through agreements.

^f Includes non-governmental, international financial institutions (IFIs) and private sector entities.

Note: Values shown in parentheses reflect decreases after project/grant closure.

Table 8
Regular and operational budget expenditure by programme and object of expenditure in 2021
(In thousands of euros)

Programme	1	2	3	4	5	6	7
	Staff costs	Consultants	Meetings	Travel ^a	Regular Programme of TC ^b (RPTC)	Other	Total for 2021
Expenditure							
A POLICYMAKING ORGANS							
A.1 Meetings of the Policymaking Organs	66.4	24.0	0.0	0.0	0.0	2,088.4	2,178.8
A.2 Policymaking Organs Secretariat and relations with Member States	853.9	3.3	0.0	0.0	0.0	0.1	857.3
Subtotal	920.3	27.3	0.0	0.0	0.0	2,088.5	3,036.1
B EXECUTIVE DIRECTION AND STRATEGIC MANAGEMENT							
B.1 Executive direction and strategic management	3,366.2	79.1	0.0	-10.4	0.0	278.0	3,712.8
B.2 Evaluation	951.8	0.0	0.0	0.0	0.0	13.3	965.1
B.3 Legal services	699.3	0.0	0.0	0.0	0.0	0.1	699.5
B.4 Internal audit and investigation	948.7	67.3	0.0	-0.2	0.0	0.8	1,016.7
B.5 Ethics and accountability	232.3	0.0	0.0	0.0	0.0	0.0	232.4
B.6 Audit Advisory Committee	0.0	0.0	0.0	0.0	0.0	0.0	0.0
Subtotal	6,198.3	146.4	0.0	-10.6	0.0	292.2	6,626.3
C THEMATIC PRIORITIES							
C.1 Creating shared prosperity	10,313.7	37.2	7.5	19.5	1,343.4	62.6	11,783.7
C.2 Advancing economic competitiveness	7,489.4	9.1	0.0	4.3	945.6	8.6	8,457.1
C.3 Safeguarding the environment	11,589.4	631.9	0.0	19.7	1,679.3	172.4	14,092.6
C.4 Cross-cutting services	5,965.2	353.7	3.3	18.8	242.3	987.2	7,570.4
C.5 Field operations support	2,222.0	4.0	0.0	81.1	0.0	2,528.1	4,835.2
Subtotal	37,579.6	1,035.8	10.8	143.3	4,210.5	3,758.9	46,739.0
D CORPORATE MANAGEMENT OPERATIONS							
D.1 Human resource management and gender mainstreaming	3,215.1	40.6	0.0	4.4	0.0	0.0	3,260.1
D.2 Financial services	3,610.1	0.3	0.0	0.0	0.0	0.8	3,611.2
D.3 Procurement and logistics	2,744.6	7.4	0.0	0.0	0.0	834.9	3,586.9
D.4 Information technology and communication	2,348.6	0.3	0.0	-0.9	0.0	1,850.9	4,199.0
D.5 Direction and management	695.0	0.0	0.0	0.0	0.0	0.8	695.8
Subtotal	12,613.4	48.7	0.0	3.5	0.0	2,687.4	15,353.0
F.1 INDIRECT COSTS	3,852.2	0.0	0.0	0.0	0.0	10,033.9	13,886.1
Total expenditure	61,163.8	1,258.4	10.8	136.3	4,210.5	18,861.0	85,640.7
Income							
C.5 Government contributions to field office costs	0.0	0.0	0.0	0.0	0.0	694.2	694.2
Miscellaneous income	0.0	0.0	0.0	0.0	0.0	-488.8	-488.8
Total income	0.0	0.0	0.0	0.0	0.0	205.3	205.3
Net grand total	61,163.8	1,258.4	10.8	136.3	4,210.5	18,655.7	85,435.3
E BUILDINGS MANAGEMENT							
E.1 Common buildings management	8,186.1	20.7	0.0	0.0	0.0	10,476.3	18,683.1
E.2 Joint buildings management	340.8	0.0	0.0	0.0	0.0	565.1	906.0
Total expenditures	8,526.9	20.7	0.0	0.0	0.0	11,041.4	19,589.1

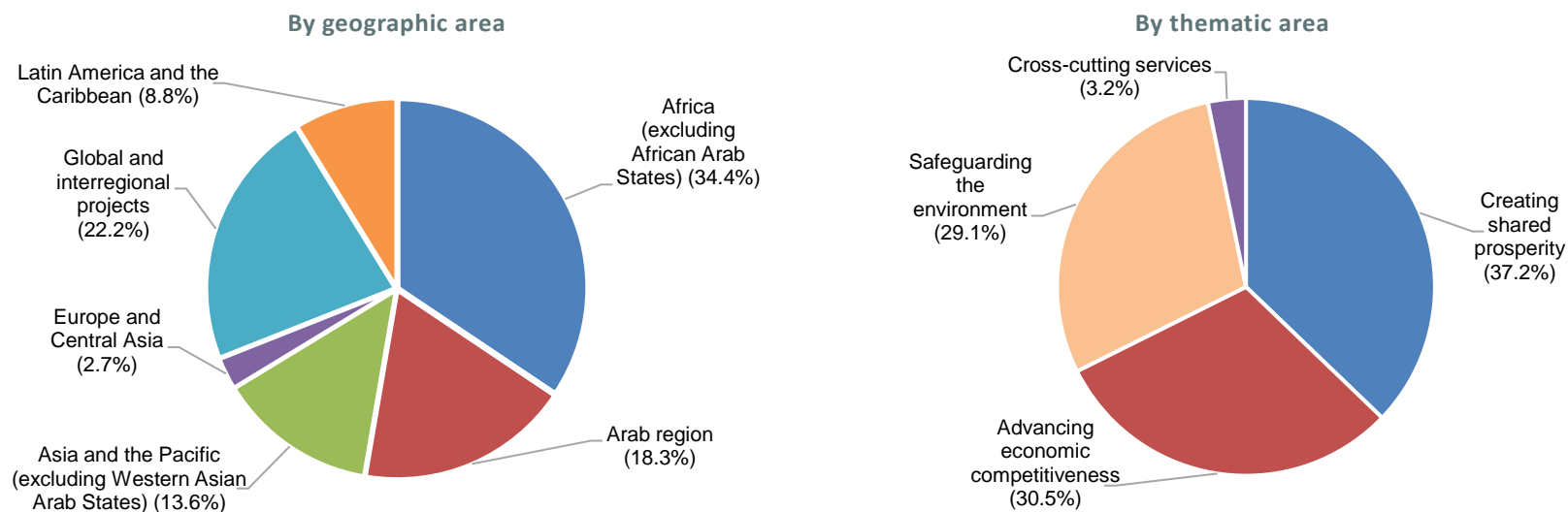
Please note that the total costs of buildings management services are being cost-shared between all users and the above expenditures are being fully recovered. UNIDO's net share is included under programme E above.

^a Negative figures in this column represent planned but cancelled travels mainly due to COVID-19.

^b Represents the full 2021 appropriations which have been transferred to the special account for RPTC.

APPENDIX B

PROJECT APPROVALS UNDER VOLUNTARY CONTRIBUTIONS

Governmental contributions: net approvals in 2021^{a,b}

Geographical area	(In thousands of US dollars)	%	Thematic area	(In thousands of US dollars)	%
Africa (excluding African Arab States)	39,111	34.4%	Creating shared prosperity	42,254	37.2%
Arab region	20,839	18.3%	Advancing economic competitiveness	34,584	30.5%
Asia and the Pacific (excluding Western Asian Arab States)	15,469	13.6%	Safeguarding the environment	33,105	29.1%
Europe and Central Asia	3,033	2.7%	Cross-cutting services	3,675	3.2%
Global and interregional projects	25,257	22.2%			
Latin America and the Caribbean	9,909	8.8%			
TOTAL	113,618	100%	TOTAL	113,618	100%

^a Includes projects financed from Member States, the European Union and other countries under the Industrial Development Fund (IDF), trust funds including third party, self-financed, thematic and partnership trust funds (such as China, Finland, Germany and the Russian Federation).

^b Includes Associate Expert/JPO programme of \$889,209.

APPENDIX C

TECHNICAL ASSISTANCE TO LEAST DEVELOPED COUNTRIES

*Table 1: Expenditure^a by country and funding partner in 2021
(In thousands of US dollars)*

	Member States ^b	Global Environment Facility (GEF)	Montreal Protocol (MLF)	European Union (EU)	Other countries ^c	RPTC ^a and SRA	United Nations agencies ^e	Other donors, IFIs and private sector ^f	Total
Africa									
Angola	29	70	-	-	-	-	-	-	99
Benin	-	-	20	-	-	-	-	-	20
Burkina Faso	-	403	16	-	-	-	-	-	419
Burundi	-	46	3	-	-	12	-	-	61
Central African Republic	-	(10)	-	-	-	-	-	-	(10)
Chad	-	-	-	-	-	-	-	-	-
Comoros	-	-	-	-	-	21	-	-	21
Democratic Republic of the Congo	279	4	-	-	-	33	-	-	316
Eritrea	246	-	10	-	-	-	-	-	256
Ethiopia	3,166	72	7	1,335	-	-	60	-	4,640
Gambia (the)	-	572	1	207	-	14	-	-	794
Guinea	12	6	115	694	-	55	(16)	-	866
Guinea-Bissau	5	1	2	704	-	-	71	-	783
Lesotho	-	-	-	-	-	-	-	-	-
Liberia	2,166	-	3	6,813	-	20	-	-	9,002
Madagascar	370	342	2	28	-	65	(5)	-	802
Malawi	-	-	4	-	-	-	-	-	4
Mali	-	2	-	-	-	-	153	-	155
Mauritania	-	(10)	-	-	-	24	-	-	14
Mozambique	650	202	4	1,466	-	-	-	-	2,322
Niger	-	-	86	-	-	9	-	-	95
Rwanda	7	172	4	-	-	-	-	-	183
Sao Tome and Principe	154	490	-	-	-	-	-	-	644
Senegal	1,814	1,425	14	250	29	54	13	-	3,599
Sierra Leone	23	124	12	819	-	14	-	-	992
South Sudan	(10)	-	-	264	(6)	-	377	-	625
Togo	-	-	5	-	-	-	(1)	-	4
Uganda	257	27	52	-	-	-	-	-	336
United Republic of Tanzania	443	326	8	-	-	20	183	-	980
Zambia	418	-	(12)	-	-	13	-	-	419
Subtotal – Africa	10,029	4,264	356	12,580	23	354	835	-	28,441

	Member States ^b	Global Environment Facility (GEF)	Montreal Protocol (MLF)	European Union (EU)	Other countries ^c	RPTC ^d and SRA	United Nations agencies ^e	Other donors, IFIs and private sector ^f	Total
African Arab States									
Somalia	507	-	50	-	-	-	972	-	1,529
Sudan	1,374	1	(1,376)	929	(12)	25	-	129	1,070
Subtotal – African Arab States	1,881	1	(1,326)	929	(12)	25	972	129	2,599
Asia and the Pacific									
Afghanistan	115	1,058	14	-	-	-	-	-	1,187
Bangladesh	60	49	-	-	-	17	-	-	126
Bhutan	360	-	-	-	-	-	-	-	360
Cambodia	399	563	-	1,543	(5)	-	180	188	2,868
Lao People's Democratic Republic	-	413	-	-	-	-	-	-	413
Myanmar	239	147	-	-	-	38	-	-	424
Nepal	303	-	-	-	-	14	-	-	317
Timor-Leste	-	-	-	-	-	31	-	-	31
Subtotal – Asia and the Pacific	1,476	2,230	14	1,543	(5)	100	180	188	5,726
Western Asian Arab States									
Yemen	146	(4)	-	-	-	-	-	-	142
Subtotal – Western Asian Arab States	146	(4)	-	-	-	-	-	-	142
Grand total	13,532	6,491	(956)	15,052	6	479	1,987	317	36,908

^a Technical cooperation activities, including Special Resources for Africa (SRA) amounting to a \$0.6m expenditure in 2021.

^b Current Member States. Includes Industrial Development Funds (IDF) and trust funds including third party, self-financed, thematic and partnership trust funds for China, Finland, Germany and the Russian Federation.

^c Other countries includes former Member States, Industrial Development Fund (IDF) residuals, and trust funds including third party and self-financed.

^d Regular Programme of Technical Cooperation (RPTC) and Special Resources for Africa (SRA).

^e Combines all United Nations agencies including funding from other donors such as GEF and EU as pass-through agreements.

^f Includes non-governmental, international financial institutions (IFIs) and private sector entities.

Note: Values shown in parentheses reflect decreases after project/grant closure.

Table 2: Net project approvals by country and major donor, 2021^a
(In thousands of US dollars)

	Member States ^b	Global Environment Facility (GEF)	Montreal Protocol (MLF)	European Union (EU)	Other countries ^c	RPTC ^d and SRA	United Nations agencies ^e	Other donors, IFIs and private sector ^f	Total
Africa									
Angola	119	-	-	-	-	-	-	-	119
Benin	-	-	(7)	-	-	-	-	-	(7)
Burkina Faso	-	-	-	-	-	-	-	-	-
Burundi	(5)	-	-	-	-	42	-	-	37
Central African Republic	-	(81)	-	-	-	-	-	-	(81)
Chad	-	-	-	-	-	-	-	-	-
Comoros	-	-	-	-	-	-	-	-	-
Democratic Republic of the Congo	(2)	(5)	-	-	-	2	-	-	(5)
Eritrea	442	-	-	-	-	-	-	-	442
Ethiopia	4,705	-	-	3,838	-	-	392	-	8,935
Gambia (the)	-	2,200	-	17	-	37	-	-	2,254
Guinea	-	-	-	1,306	-	66	-	-	1,372
Guinea-Bissau	1	-	-	1,730	-	49	654	-	2,434
Lesotho	-	-	39	-	-	-	-	-	39
Liberia	1,898	(1)	-	4,351	-	22	-	-	6,270
Madagascar	820	-	(20)	3	-	139	(3)	-	939
Malawi	-	-	51	-	-	-	-	-	51
Mali	-	85	-	-	-	-	113	-	198
Mauritania	-	-	105	-	-	4	-	-	109
Mozambique	1,297	-	-	2,391	-	(16)	-	-	3,672
Niger	(12)	-	190	-	-	3	-	-	181
Rwanda	(30)	-	38	-	-	-	-	-	8
Sao Tome and Principe	204	-	-	-	-	-	-	-	204
Senegal	1,857	-	145	886	(604)	61	-	-	2,345
Sierra Leone	3,061	(51)	156	14	-	27	-	-	3,207
South Sudan	(6)	-	-	1	-	-	-	-	(5)
Togo	-	-	-	-	-	-	-	-	-
Uganda	-	-	30	-	-	-	-	-	30
United Republic of Tanzania	968	-	99	-	-	24	114	-	1,205
Zambia	3,227	-	39	-	-	87	-	-	3,353
Subtotal – Africa	18,544	2,147	865	14,537	(604)	547	1,270	-	37,306

	Member States ^b	Global Environment Facility (GEF)	Montreal Protocol (MLF)	European Union (EU)	Other countries ^c	RPTC ^d and SRA	United Nations agencies ^e	Other donors, IFIs and private sector ^f	Total
African Arab States									
Somalia	19	-	92	-	-	-	291	-	402
Sudan	724	-	196	1,132	(188)	65	-	56	1,985
Subtotal – African Arab States	743	-	288	1,132	(188)	65	291	56	2,387
Asia and the Pacific									
Afghanistan	420	695	-	-	-	(3)	-	-	1,112
Bangladesh	332	-	-	-	-	2	-	-	334
Bhutan	8	-	-	-	-	-	-	-	8
Cambodia	334	1,417	-	1,985	-	214	157	-	4,107
Lao People's Democratic Republic	-	-	-	-	-	-	-	-	-
Myanmar	241	(2)	-	-	-	26	-	-	265
Nepal	21	-	-	-	-	31	-	-	52
Timor-Leste	-	-	-	-	-	41	-	-	41
Subtotal – Asia and the Pacific	1,356	2,110	-	1,985	-	311	157	-	5,919
Western Asian Arab States									
Yemen	650	(26)	-	-	-	-	-	-	624
Subtotal – Western Asian Arab States	650	(26)	-	-	-	-	-	-	624
Grand total	21,293	4,231	1,153	17,654	(792)	923	1,718	56	46,236

^a Technical cooperation activities includes Special Resources for Africa (SRA) amounting to \$0.5m in net approvals in 2021.

^b Current Member States. Includes Industrial Development Funds (IDF) and trust funds including third party, self-financed, thematic and partnership trust funds for China, Finland, Germany and the Russian Federation.

^c Other countries includes former Member States, Industrial Development Fund (IDF) residuals, and trust funds including third party and self-financed.

^d Regular Programme of Technical Cooperation (RPTC) and Special Resources for Africa (SRA).

^e Combines all United Nations agencies including funding from other donors such as GEF and EU as pass-through agreements.

^f Includes non-governmental, international financial institutions (IFIs) and private sector entities.

Note: Values shown in parentheses reflect decreases after project/grant closure.

APPENDIX D
PROGRAMMABLE FUNDS^a
2021 Net approvals and expenditures

	<i>Net approvals</i>	<i>Expenditures</i>
	<i>(In thousands of US dollars)</i>	
Thematic trust funds		
Trust fund for increased food security through agribusiness and agro-industry promotion ^b	73	97
Trust fund for renewable energy for productive uses	4	4
Trust fund for trade-related capacity-building ^c	17	67
Trust fund for Latin America and the Caribbean ^d	188	151
TOTAL	282	319
Partnership trust funds		
Partnership trust fund	(134)	33
Partnership trust fund – China	410	1,177
Partnership trust fund – Russian Federation	1	(8)
TOTAL	277	1,202
Regular Programme of Technical Cooperation (RPTC)		
Advancing economic competitiveness	1,258	523
Creating shared prosperity	454	137
Safeguarding the environment	1,475	901
Cross-cutting issues	3,074	2,253
TOTAL	6,261	3,814
Special Resources for Africa (SRA)	544	582
Total RPTC and SRA	6,805	4,396

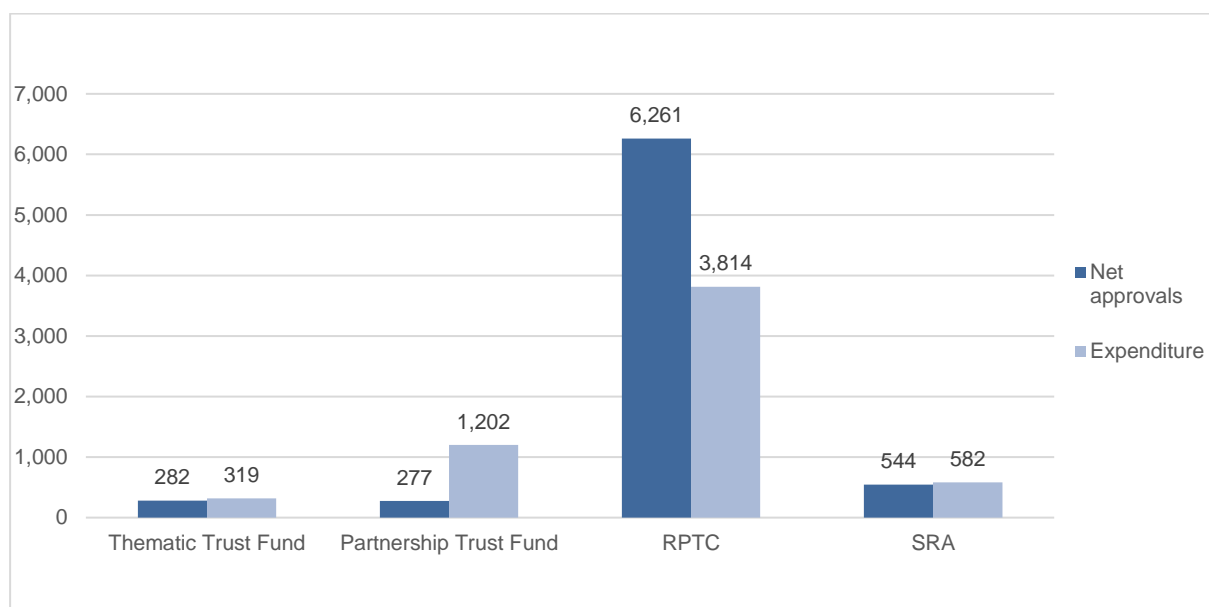
^a Programmable funds are unearmarked contributions from Member States.

^b Includes contribution from Finland.

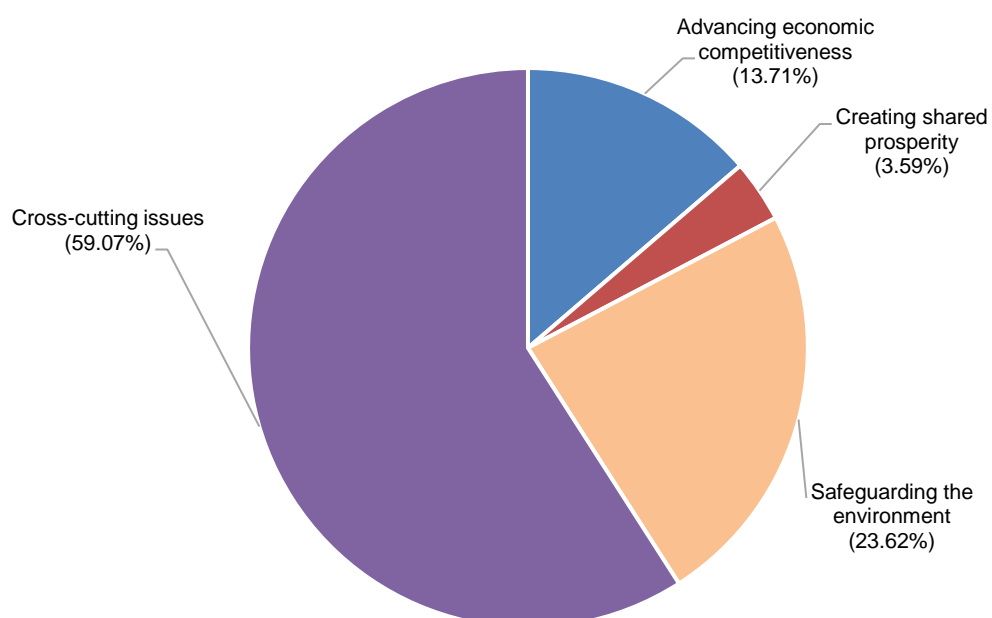
^c Includes contribution from Finland and Germany.

^d Includes contribution from Germany.

Net approvals and expenditure 2021
(In thousands of US dollars)



Regular programme of technical cooperations
Percentage of expenditures



APPENDIX E

PROGRAMME FOR COUNTRY PARTNERSHIP (PCP) – SELECTED HIGHLIGHTS PCPs IN IMPLEMENTATION

This appendix presents selected portfolio highlights from PCPs in implementation in Cambodia, Egypt, Ethiopia, Morocco, Peru, Senegal and Zambia, as well as in programming in Côte d'Ivoire and Rwanda.




PCP Cambodia

- **Cambodia sets up and operationalizes its PCP coordination structures to guide implementation, as well as partner and resource mobilization:** The high-level interministerial national coordination body, mandated by the Prime Minister and chaired by the Senior Minister of Industry, Science, Technology and Innovation, held its first meeting in May 2021. It paved the way for the establishment of the Government-led PCP Partner and Donor Working Group, which convened for the first time in September 2021, gathering over 100 representatives from the Government, development partners, the United Nations resident coordinator's office, financial institutions and the business sector.
- **Policy support:** With UNIDO's support, the Government completed the mid-term review of the Cambodia Industrial Development Policy 2015–2025 and developed the related monitoring and evaluation framework. A national resource efficiency and cleaner production strategic action plan (2021–2030) was also developed to promote circular economy. UNIDO and the Asian Development Bank held a joint workshop to develop policy recommendations for Cambodia's Fourth Industrial Revolution (4IR) and support the Government in achieving its digital transformation goals, bringing together 400 representatives from government entities, development agencies, academia and the private sector.
- **Industrial diversification through special economic zones (SEZs) and innovation:** The Government of Cambodia and the Urban Planning and Design Institute of Shenzhen in China have started working together to develop a master plan for the Sihanoukville SEZ. Collaboration is also being explored with the Asian Infrastructure Investment Bank for the development of this SEZ. UNIDO and the International Labour Organization (ILO) conducted a joint assessment on the impacts of 4IR in the garment sector, the results of which will support the preparation of a full-fledged joint programme.
- **Agro-value chain development:** In the framework of the European Union-funded project "CAPFISH Capture – Post Harvest Fisheries Development", UNIDO provided capacity-building support to the national Fisheries Administration through training on food safety standards, technical assistance for the development of laboratory quality management systems in line with ISO 17025 requirements and the development of a road map for public and private laboratories to acquire accreditation and become centres of excellence. A new value chain investment support scheme was also launched, providing equipment and technical assistance to fishery enterprises to enhance their competitiveness.

PCP Egypt

- **Signing of the PCP Egypt document and start of the implementation phase:** In April 2021, the Prime Minister of Egypt, Moustafa Madbouli, and the UNIDO Director General, LI Yong, signed the PCP Egypt programme document, marking the official start of the implementation phase. The PCP has six priority areas: (i) Industrial policy and governance; (ii) Investment promotion; (iii) Green industry; (iv) Smart cities and sustainable industrial parks; (v) Value chains; and (vi) Mainstreaming Industry 4.0.
- **Partnerships:** Partnerships were strengthened with national and international stakeholders, including the Central Bank of Egypt and the Industrial Modernization Center, as well as the African Development Bank (AfDB), the African Export-Import Bank, the European Union, the Government of Canada and Siemens AG.

- **Expansion of the PCP's technical cooperation portfolio:** UNIDO is implementing 17 projects in Egypt with a total budget of over \$37.7 million (excluding project support costs). Selected highlights in the area of **industrial policy and governance** include the finalization of the joint UNIDO-AfDB study on Egypt's participation in global and regional value chains, and on post-COVID-19 industrial recovery, as well as the launch of the policy report *Strategic Foresight Exercise on the Manufacturing Sector in Egypt*, jointly prepared by UNIDO, the United Nations resident coordinator's office and the International Trade Centre. UNIDO also contributed to the development of the *Production Transformation and Policy Review of Egypt*, together with the Organisation for Economic Co-operation and Development. To further promote **green industry** and circular economy, UNIDO supported 28 governmental and 83 support institutions, 30 MSMEs and over 800 beneficiaries, including entrepreneurs, start-ups, youth and governmental officials, in gaining knowledge on risks associated with climate change, environmental degradation, and natural and environmental hazards, as well as in acquiring skills on resource efficiency, cleaner production and green and low-carbon technologies. In the area of **smart cities and sustainable industrial parks**, industrial zones have been selected to benefit from the implementation of the Global Eco-Industrial Park Programme (GEIPP). As part of the **value chain** component of the PCP, UNIDO provided capacity-building support to the national Micro, Small and Medium Enterprises Development Agency to further promote Egyptian businesses and the handicrafts market, including through business clinics for entrepreneurs and support in the organization of major exhibits, namely the Al-Bazaar and Turathna exhibitions. UNIDO organized a webinar on **Industry 4.0** to support Egypt in its efforts towards digital transformation, bringing together high-level representatives of several ministries to discuss ways to integrate advanced technologies in the key industrial sectors of agriculture and textiles.

PCP Ethiopia Key performance indicators	
<p>Agro-processing</p> <ul style="list-style-type: none"> ➤ Three of the four pilot integrated agro-industrial parks (IAIPs) inaugurated by the Prime Minister and open for business Six investors established processing factories at the IAIPs with \$229,432,670 capital outlay ➤ 16,703 jobs created in the IAIPs and the associated Rural Transformation Centres ➤ 93,000 IAIP-linked farmers benefited from sales and technology transfer ➤ 93,000 IAIP-linked farmers trained and equipped with skills on production and supply of industry-grade agricultural raw material <p>➤ The first of its kind coffee training centre in Ethiopia, equipped with state-of-the-art technology, opened to support skills development, demonstrating effective public-private partnerships between the Government and the private sector, in particular illycaffè</p> <p>➤ 27,000 coffee farmers trained</p> <p>➤ Coffee project-linked farmers increased their income by 168 per cent</p> 	<p>Leather and leather products</p> <ul style="list-style-type: none"> ➤ 10 studies and analytical work undertaken, including related to the competitiveness of the leather sector; the setting up of the Leather Industry Development Institute regional centre in Modjo; and micro-, small and medium-sized enterprises (MSMEs) cluster in Modjo for footwear and leather goods ➤ Creative hub with state-of-the-art tools and materials established by the leather cluster project to support start-ups and small and medium-sized enterprises (SMEs) in industrial innovation and designs ➤ 3,518 new jobs created, including 57.6 per cent for women ➤ 700 SMEs reached in four clusters ➤ 120 SMEs acquired specialized skills ➤ 340 SMEs increased their profit margin ➤ Average of five per cent increase in export volume achieved ➤ \$255,418 mobilized to support SMEs from the Italian Agency for Development Cooperation 
	<p>Textiles and apparel</p> <ul style="list-style-type: none"> ➤ 72 persons trained, including 39 women. Trainees drawn from counterpart agencies and industries ➤ Enterprise resource planning (ERP) and knowledge hub on environmental, social, and governance (ESG) Internet-based platforms established to facilitate communication between the Ethiopian Textile Industry Development Institute and stakeholders engaged in the textile sector ➤ \$3,000,000 mobilized from the Global Environment Facility to support the Ethiopian textile and garment sector through circular economy 

Cross-cutting interventions	
<ul style="list-style-type: none"> ➤ 16,041 kWh of green energy produced to supply an elementary school and 70 households ➤ 500 households gained access to drinking water thanks to an innovative solar power filtration system producing 8,400 litres of clean water per day ➤ 155 business opportunity profiles developed for industrial development institutes and 1,054 firms listed in the business directory for the Ethiopian Investment Commission to support investment promotion and aftercare services ➤ 20 business deals facilitated with Japanese firms, with an average of \$1 million investment each 	<ul style="list-style-type: none"> ➤ 12 selected Japanese technologies being promoted in Ethiopia ➤ In total, over \$1.9 billion leveraged in funding to support industrial infrastructure and agricultural commodity value chain development (cumulative amount for the period 2015–2021, including UNIDO's technical cooperation portfolio, government allocations and parallel funding from development partners) ➤ Over 20 government agencies, international institutions, including financial institutions, and development partners are actively participating in the PCP framework ➤ 14 public institutions and agencies benefited from capacity-building support and technology transfer

PCP Morocco

- **Expansion of partnerships within the framework of the PCP:** New initiatives include the launching of the Global Partnership for Hydrogen Application in Industry, the Partnership for Action on Green Economy (PAGE) and the Three Percent Club through which UNIDO, as the convenor of the Industrial Energy Efficiency Accelerator and a key partner, will support the Government in achieving its energy efficiency goals. In addition, collaboration was initiated with Israel's Agency for International Development Cooperation in the PCP priority area of agro-industry.
- **Highlights in priority areas:** As part of the industrial zones component of the PCP, UNIDO initiated the implementation of the technical assistance and capacity-building programme focused on industrial zones in the Casablanca-Settat region, funded by the Millennium Challenge Account-Morocco Agency. A strategy for the promotion of circular economy in Morocco was finalized by the Government and UNIDO, and new technical cooperation projects are in development in the areas of agro-industry, circular economy and energy, among others.
- **Contributions to the new United Nations Sustainable Development Cooperation Framework (UNSDCF):** UNIDO contributed to the United Nations common country analysis (CCA) and the development of the UNSDCF for Morocco covering the period 2022–2026. The PCP Morocco will directly support the strategic pillar on inclusive economic transformation and sustainability.

PCP Peru

- **Launching of the PCP's Partner and Donor Working Group (PDWG):** In February 2021, the PDWG held its first meeting, chaired by the Ministry of Production, bringing together representatives of the international development community to discuss potential synergies and collaboration as part of the PCP, focusing on priority government initiatives in the areas of circular economy, science and technology parks, and aquaculture.
- **Adoption of new national regulations for industrial parks:** Through the implementation of the GEIPP in Peru, UNIDO supported the Government in developing and publishing amendments to the national legislation for industrial parks. The new regulation specifies that environmental, economic and social sustainability criteria must be considered in the planning, construction and management of industrial parks. It also promotes an inclusive, innovative, sustainable and circular industrial development model for companies, communities and the environment around industrial parks.

- **Industrial resource and energy efficiency, and renewable energy:** UNIDO assisted the Government in strengthening national management initiatives related to the waste electrical and electronic equipment (WEEE) within the framework of a regional project. Key achievements include a normative proposal for new additions to regulatory instruments, the development of guides for the management and handling of WEEE and a communication and awareness-raising strategy for local governments. Within the framework of PAGE, UNIDO, together with other partnering United Nations agencies and the United Nations resident coordinator's office in Peru, developed an additional initiative focused on green economic recovery, approved at the technical level by the PAGE Secretariat and under review by the Ministry of Economy and Finance of Peru. This will also contribute to the ongoing formulation of a new national policy for industrial development.

PCP Senegal

- **New Industrialization Policy and Strategy (2021–2035) adopted:** In October 2021, the new policy and strategy was officially validated by the Government. In its foreword, the President of Senegal congratulated UNIDO and noted that the PCP offers an innovative approach to industrial development and that the choice of Senegal is a recognition of its ability to achieve economic and social transformation for sustainable development. The review of the industrial policy was funded by the AfDB and supported by UNIDO. A new industrial governance structure was established to lead the implementation of the new strategy, namely the high presidential council on industrialization and an industry consultative council. The AfDB will provide around \$300 million in funding to the Government to support the implementation of the strategy in the areas of industrial acceleration, competitiveness and employment, and infrastructure for agro-industry and mining-related activities.
- **Integrated industrial parks:** The second phase of the Diamniadio industrial park was launched in July 2021 by the President of Senegal, Macky Sall, together with the Ambassador of China and UNIDO. The Export–Import Bank of China is funding the expansion of the park through a \$110 million loan to the Government of Senegal. The second phase of the park is expected to generate around 23,000 direct and indirect jobs, with 17 new buildings established and 30 companies expected to establish their operations in the park.
- **Agro-poles:** The Southern agro-pole was launched in December 2021 by the Ministry of Industrial Development and Small and Medium Industries, the AfDB and UNIDO. The agro-pole is expected to create more than 14,500 direct and 35,000 indirect jobs through the modernization of agro-industrial value chains, specifically regarding mango, cashew nuts and maize. Through a related UNIDO project funded by Germany, “Inclusive and sustainable industrial development for job creation in Ethiopia and Senegal”, 713 jobs were created in 2021, 496 youth and women trained, 40 local companies supported technically and financially, and 70 local authorities, nine departments, 61 communes, 41 agencies, 22 local private sector organizations supported. The feasibility study for the Central agro-pole is under finalization, and funds are secured from the Korea-Africa Economic Cooperation (KOAPEC) Trust Fund managed by the AfDB for UNIDO's conduct of the feasibility study for the Northern agro-pole.

PCP Zambia

- **Launch of implementation phase:** PCP Zambia launched its implementation phase following the signature of the programme document between the Minister of Commerce, Trade and Industry of Zambia and the UNIDO Director General. The official signing ceremony took place in November 2021 as part of the Eighth Inclusive and Sustainable Industrial Development Forum, held during the nineteenth session of the UNIDO General Conference. The United Nations Resident Coordinator in Zambia has endorsed the PCP document.
- **Progress in partnership mobilization and technical portfolio expansion**
 - **Skills development:** UNIDO, the Governments of Japan and Zambia, and Hitachi Construction Machinery Co., Ltd. joined forces to address the growing demand for skilled equipment operators in Zambia's construction and mining industries. This new public-private partnership was launched in September 2021 with a budget of over \$4.7 million. In May 2021, UNIDO also launched a new regional initiative to support livelihoods through skills training and capacity-building in the Southern African Development Community. In Zambia, the project will focus on water management in mineral processing, which is one of the priority sectors of the PCP.
 - **Value addition:** UNIDO launched a partnership with the Rural Electrification Authority and the Development Bank of Zambia to develop a \$12.5 million initiative focused on promoting renewable energy-based mini-grids for productive use in rural areas. The project concept was submitted for funding consideration to the Secretariat of the Green Climate Fund. In September 2021, the Secretariat of the Common Market for Eastern and Southern Africa requested UNIDO's support in conducting a feasibility study for the development of an agro-industrial park between Zambia and Zimbabwe. The park will be a flagship initiative of the countries' Joint Industrialization Programme.

- **Industrial policy:** UNIDO and the Ministry of Commerce, Trade and Industry initiated collaboration for the development of a national pharmaceutical strategy within the context of COVID-19 recovery efforts.
- **Continued collaboration with the United Nations resident coordinator's office and the United Nations Country Team in Zambia:** Through the findings of the PCP industrial diagnostic study, UNIDO contributed to the CCA and the formulation process of the new UNSDCF, as well as to the final evaluation of the ongoing United Nations Sustainable Development Partnership Framework and various reporting exercises, including for the United Nations Sustainable Development Group data portal, UN INFO. The Resident Coordinator has been engaged in the PCP since the start and expressed support for this partnership-centred framework at several UNIDO global forum events in 2021.

PCPs IN PROGRAMMING

PCP Côte d'Ivoire

- **PCP coordination and governance structure approval by the new Government of Côte d'Ivoire:** In April 2021, the new Government endorsed the coordination and governance structure of the PCP, composed of: (i) A high-level PCP National Steering Committee, chaired by the Prime Minister, with the participation of technical ministries, private sector associations and UNIDO; (ii) A National PCP Monitoring Committee, chaired by the Minister of Trade and Industry, to also include private sector representatives and UNIDO; and (iii) A Technical Committee of Partners and Donors for ISID, chaired by the Minister of Economy and Finance, to facilitate coordination and resource mobilization from various public and private partners for the PCP.
- **Programming advances with the finalization of the UNIDO PCP country diagnostic; and the contribution to the new National Development Plan (NDP) and the United Nations CCA:** In October 2021, the Government validated the finalized PCP industrial diagnostic study conducted by UNIDO with the close involvement of various governmental ministries, the national private sector and the United Nations resident coordinator's office. The diagnostic identified the key opportunities for advancing inclusive and sustainable development in the country, the priority areas and sectors to be considered and the main enablers for private sector development. It contributed to the finalization of the new NDP 2021–2025, with the PCP for Côte d'Ivoire incorporated under its Pillar 1, "Structural transformation of the economy through industrialization and cluster development". The diagnostic also contributed to the CCA, which led to the preparation of the new UNSDCF 2021–2025. The new UNSDCF includes a Results Group on "Sustainable Industrialization", co-chaired by the Ministry of Trade and Industry and UNIDO, with the membership of the Food and Agriculture Organization of the United Nations (FAO), ILO, the United Nations Development Programme and the United Nations Environment Programme.
- **Confirmation of the PCP's focus sectors and areas:** The priority areas of the PCP for Côte d'Ivoire consist of: (i) Human capital development, including 4IR and gender; (ii) Investment and finance; (iii) Industrial governance, innovation and the promotion of industrial zones; (iv) Development of agro-industrial value chains; (v) Circular economy and sustainable energy; and (vi) Regional value chain development.
- **Contribution to the Government's COVID-19 recovery plan: The PCP contributed to the country's COVID-19 recovery efforts through joint initiatives, namely:** (i) Implementation of the joint UNIDO, FAO, African Union Development Agency-NEPAD survey focused on the impacts of COVID-19 for SMEs in the food sector for which the PCP National Task force mobilized nearly 170 private companies to participate in the survey; and (ii) Implementation of the UNIDO-AfDB survey on the impacts of COVID-19 for industrial enterprises, with the participation of nearly 150 manufacturing companies.

PCP Rwanda

- **PCP industrial diagnostic study validated by the Government:** In September 2021, the industrial diagnostic study carried out by UNIDO was validated by the Permanent Secretary at the Ministry of Trade and Industry of Rwanda and other relevant national stakeholders, paving the way for the formulation of the PCP. The diagnostic identified skills for 4IR, circular economy, sustainable energy, governance and integrated value chains as the selected thematic areas of interventions. The industrial priority sectors include food, textile wearing apparel, leather, paper, chemicals, non-metallic minerals, basic metals, motor vehicles and other transport equipment. During the validation meeting, the Ministry of Trade and Industry acknowledged the relevance of the UNIDO industrial diagnostic study to the ongoing drafting of a new national industrial policy.

APPENDIX F

APPOINTMENTS OF INDIVIDUAL SERVICE AGREEMENT (ISA) HOLDERS¹

Table 1
Appointments/contracts of ISA holders by Lists of States² and gender

<i>Lists of States</i>	<i>Number of appointments</i>		<i>Grand total</i>
	<i>Female</i>	<i>Male</i>	
List A	906	1,432	2,338
List B	274	353	627
List C	319	313	632
List D	232	152	384
Other	122	236	358
Grand total	1,853	2,486	4,339

¹ The figures listed reflect the records available as of 14 March 2022 for the period 1 January to 31 December 2021.

² Refers to Lists of States in Annex I to the Constitution of UNIDO (GC.19/23).

Table 2
Appointments/contracts of ISA holders by country/area/territory

<i>Country/area/territory</i>	<i>Number of appointments</i>	<i>Country/area/territory</i>	<i>Number of appointments</i>
Nationality		Nationality	
Afghanistan	9	Georgia	8
Albania	19	Germany	80
Algeria	21	Ghana	57
Antigua and Barbuda	1	Greece	5
Argentina	39	Grenada	1
Armenia	60	Guatemala	3
Australia	6	Guinea	38
Austria	152	Guinea-Bissau	10
Azerbaijan	4	Honduras	3
Bahrain	6	Hungary	9
Bangladesh	19	India	233
Barbados	3	Indonesia	41
Belarus	6	Iran (Islamic Republic of)	46
Belgium	7	Iraq	24
Benin	14	Ireland	12
Bolivia (Plurinational State of)	21	Italy	172
Bosnia and Herzegovina	11	Japan	41
Botswana	6	Jordan	46
Brazil	86	Kazakhstan	7
Bulgaria	12	Kenya	82
Burkina Faso	13	Kuwait	3
Burundi	4	Kyrgyzstan	14
Cabo Verde	14	Lao People's Democratic Republic	10
Cambodia	63	Latvia	6
Cameroon	19	Lebanon	51
Canada	47	Liberia	25
Chad	6	Libya	7
Chile	15	Lithuania	1
China	83	Madagascar	21
China, Macao SAR	1	Malawi	1
Colombia	159	Malaysia	28
Costa Rica	8	Mali	6
Côte d'Ivoire	24	Mauritius	8
Croatia	10	Mexico	56
Cuba	24	Mongolia	20
Czechia	7	Montenegro	6
Democratic Republic of the Congo	6	Morocco	84
Denmark	9	Mozambique	33
Dominican Republic	2	Myanmar	40
Ecuador	25	Namibia	5
Egypt	96	Nepal	6
El Salvador	6	Netherlands	27
Eritrea	1	New Zealand	4
Ethiopia	149	Nicaragua	42
Fiji	2	Niger	5
Finland	11	Nigeria	83
France	80	North Macedonia	45
Gabon	3	Norway	2
Gambia (the)	20	Oman	1

<i>Country/area/territory</i>	<i>Number of appointments</i>	<i>Country/area/territory</i>	<i>Number of appointments</i>
Nationality		Nationality	
Pakistan	57	State of Palestine	25
Panama	3	Sudan	74
Papua New Guinea	1	Suriname	2
Paraguay	11	Sweden	11
Peru	71	Switzerland	11
Philippines	44	Syrian Arab Republic	13
Poland	8	Tajikistan	22
Portugal	20	Thailand	18
Republic of Korea	16	Togo	5
Republic of Moldova	10	Trinidad and Tobago	2
Romania	15	Tunisia	142
Russian Federation	68	Turkey	35
Rwanda	8	Turkmenistan	7
Saint Vincent and the Grenadines	4	Uganda	26
Sao Tome and Principe	2	Ukraine	57
Senegal	66	United Kingdom of Great Britain and Northern Ireland	80
Serbia	29	United Republic of Tanzania	31
Seychelles	3	United States of America	55
Sierra Leone	16	Uruguay	15
Singapore	2	Uzbekistan	3
Slovakia	12	Venezuela (Bolivarian Republic of)	31
Somalia	1	Viet Nam	30
South Africa	51	Yemen	7
South Sudan	22	Zambia	17
Spain	73	Zimbabwe	12
Sri Lanka	28		
		Grand total	4,339

APPENDIX G

AGREEMENTS AND OTHER ARRANGEMENTS CONCLUDED BY UNIDO IN 2021¹

I. States^{2,3}

Austria

Trust fund agreement between UNIDO and the Austrian Federal Ministry for Climate Action, Environment, Energy, Mobility, Innovation and Technology (BMK) regarding the implementation of a project entitled “Global partnership for hydrogen application in industry – Phase 1”, signed on 14 and 28 May 2021.

Memorandum of agreement between UNIDO and BMK regarding the UNIDO Partner-Expert Programme, signed on 29 October 2021.

Bangladesh

Agreement for technical assistance between UNIDO and the Government of the People’s Republic of Bangladesh regarding the implementation of a project in Bangladesh entitled “Livestock and dairy development project - Food safety and antimicrobial resistance surveillance for livestock component”, signed on 11 March 2021.

Agreement for technical assistance between UNIDO and the Government of the People’s Republic of Bangladesh regarding the implementation of a project in Bangladesh entitled “Livestock and dairy development project - Gap analysis of existing legislation, drafting legal amendments, development of baseline data of food safety, establishment of animal origin food inspection program and quality assurance scheme”, signed on 13 July 2021.

Belgium

Trust fund agreement between UNIDO and the Government of Flanders regarding the implementation of a project entitled “Strengthened adaptation capacity for a green and resilient economy in South Africa”, signed on 14 December 2021.

Bolivia (Plurinational State of)

Agreement between UNIDO and the Ministry of Environment and Water of the Plurinational State of Bolivia regarding the implementation of a project entitled “Hydrochlorofluorocarbon (HCFC) phase-out management plan in Bolivia”, signed on 18 October 2021.

Ecuador

Memorandum of understanding between UNIDO and the Ministry of Production, Foreign Trade, Investments and Fisheries of the Republic of Ecuador regarding the implementation of Montreal Protocol projects in Ecuador, signed on 7 October 2021.

Finland

Agreement between UNIDO and the Ministry for Foreign Affairs of Finland regarding UNIDO-Finland partnerships for developing and natural resources sector and circular economy in developing countries, signed on 8 September 2021.

¹ This list contains signed Agreements or Arrangements deposited with the Office of Legal Affairs of UNIDO for safe-keeping as at 28 February 2022. Amendments to existing Agreements or Arrangements are generally not included.

² Including governments and regional governments or provinces.

³ Multilateral agreements and arrangements are listed under the name of the State party coming first using the English alphabet.

Germany

Trust fund agreement between UNIDO and the Federal Ministry for Economic Affairs and Energy of Germany regarding the implementation of a project entitled “Industrial Deep Decarbonization Initiative – Preparatory assistance”, signed on 26 August and 15 September 2021.

Arrangement between UNIDO and the Government of the Federal Republic of Germany regarding cooperation to support the “Trust fund on trade-related capacity-building”, signed on 8 October 2021.

Arrangement between UNIDO and the Government of the Federal Republic of Germany regarding cooperation to support the “Trust fund for Latin America and the Caribbean”, signed on 8 October 2021.

Arrangement between UNIDO and the Government of the Federal Republic of Germany regarding the implementation of a project entitled “Industry 4.0 to foster youth employment in Tunisia and Côte d’Ivoire”, signed on 14 and 16 December 2021.

Arrangement between UNIDO and the Government of the Federal Republic of Germany regarding the implementation of a project entitled “Industrial Analytics Platform (IAP) Phase 3”, signed on 16 December 2021.

Italy

Funding agreement between UNIDO and the Ministry of Foreign Affairs and International Cooperation of the Italian Republic regarding the implementation of a project entitled “Operationalization and sustainability of integrated agro-industrial parks in Ethiopia”, signed on 25 February 2021.

Trust fund agreement between UNIDO and the Government of Italy regarding the implementation of a project in Iran (Islamic Republic of) entitled “HCFC phase-out management plan (Stage II, second tranche) - foam sector”, signed on 15 July and 6 August 2021.

Japan

Exchange of notes constituting an agreement between UNIDO and the Government of Japan regarding the implementation of a project in Iran (Islamic Republic of) entitled “The project for promoting inclusive and sustainable development of the yellowfin tuna value chain in Chabahar”, signed on 17 February 2021.

Exchange of notes constituting an agreement between UNIDO and the Government of Japan regarding the implementation of projects in Afghanistan, Eritrea, Gabon, Ghana, Iran (Islamic Republic of), Iraq, Madagascar, the State of Palestine, the United Republic of Tanzania and Yemen, signed on 25 February and 2 March 2021.

Trust fund agreement between UNIDO and the Ministry of Economy, Trade and Industry of Japan regarding the implementation of a project entitled “Joint UNEP-UNIDO Programme to host and manage the Climate Technology Centre and Network (CTCN)”, signed on 8 March 2021.

Exchange of notes constituting an agreement between UNIDO and the Government of Japan regarding the implementation of a project in Egypt entitled “The project for supporting the promotion of circular economy practices on single-use plastic value chain”, signed on 9 March 2021.

Exchange of notes constituting an agreement between UNIDO and the Government of Japan regarding the implementation of a project in Sierra Leone entitled “The project for promoting youth employment through automotive maintenance skills training”, signed on 23 March 2021.

Exchange of notes constituting an agreement between UNIDO and the Government of Japan regarding the implementation of a project entitled “Promoting climate innovation and partnership for transition towards a deep decarbonization of society”, signed on 16 and 23 July 2021.

Exchange of notes constituting an agreement between UNIDO and the Government of Japan regarding the implementation of a project in Zambia entitled “The project for promoting youth employment through construction equipment operating skills training”, signed on 28 September 2021.

Mongolia

Agreement between UNIDO and the Ministry of Food, Agriculture and Light Industry of Mongolia regarding the implementation of a project in Mongolia entitled “Strengthening certification services to enhance export competitiveness of small and medium agribusinesses”, signed on 17 and 21 December 2021.

Nicaragua

Memorandum of understanding between UNIDO and the Ministry of Environment and the Natural Resources of Nicaragua regarding the implementation of Montreal Protocol projects in Nicaragua, signed on 6 December 2021.

Nigeria

Trust fund agreement between UNIDO and the Government of the Cross River State of the Federal Republic of Nigeria regarding the implementation of a project entitled “Inclusive, Sustainable, Resilient Economic Transformation (ISRET) in Cross River State, Nigeria”, signed on 27 July 2021.

Sweden

Agreement between UNIDO and the Government of Sweden regarding the implementation of a project entitled “Increasing income and employment opportunities in Liberia through a market system and cluster development approach in agro-industry value chains”, signed on 24 and 28 September 2021.

Syrian Arab Republic

Implementation agreement between UNIDO and the Government of the Syrian Arab Republic regarding the implementation of a project entitled “Technical guidance and support for conducting a technology needs assessment in the Syrian Arab Republic”, signed on 18 August and 6 September 2021.

Timor-Leste

Trust fund agreement between UNIDO and the Government of Timor-Leste regarding the implementation of a project in Timor-Leste entitled “Strengthening the quality infrastructure system to enhance export compliance of the food and beverage sector”, signed on 22 December 2021.

Turkey

Exchange of letters extending the agreement between UNIDO and the Government of the Republic of Turkey regarding the establishment of the Centre for Regional Cooperation in Turkey, signed on 13 and 28 April 2021.

United Arab Emirates

Memorandum of understanding between UNIDO, the Ministry of Industry and Advanced Technology of the United Arab Emirates and the Global Manufacturing Organisation Limited regarding the Global Manufacturing and Industrialisation Summit (GMIS), signed on 20 October and 11 November 2021.

Viet Nam

Joint declaration by a representative of UNIDO, a representative of the International Fund for Agriculture Development and representatives of the Ministry of Agriculture and Rural Development of Viet Nam and of the People’s Committees of Dong Thap and Ben Tre Provinces of Viet Nam regarding the United Nations COVID-19 response and recovery multi-partner trust fund, signed on 12 April 2021.

II. The United Nations, its funds, programmes, specialized and related agencies

United Nations (UN)

Memorandum of understanding between the participating UN Organizations and the United Nations Development Programme (UNDP) Multi-Partner Trust Fund Office regarding the operational aspects of the Special Trust Fund for Afghanistan, signed by UNIDO on 2 November 2021.

Memorandum of understanding between the participating UN Organizations and the UNDP Multi-Partner Trust Fund Office regarding the operational aspects of a Partnership for Action on Green Economy (PAGE) Trust Fund, signed by UNIDO on 24 November 2021.

United Nations Capital Development Fund (UNCDF)

Contribution agreement between UNIDO and UNCDF regarding the implementation of a project in Tanzania entitled “Scaling up bioethanol as a clean alternate fuel for cooking in Dar es Salaam”, signed on 8 and 10 December 2021.

United Nations Conference on Trade and Development (UNCTAD)

Contribution agreement between UNIDO and UNCTAD regarding the implementation of a project entitled “Capacity development programme for investment promotion agencies of least developed countries – UNIDO component”, signed on 7 and 8 December 2021.

United Nations Development Programme (UNDP)

Contribution agreement between UNIDO and UNDP regarding the implementation of a project entitled “Agro-technology development for economic growth in South and Central Somalia”, signed on 28 December 2020 and 11 January 2021.

Contribution agreement between UNIDO and UNDP regarding the implementation of a project entitled “Response to the COVID-19 crisis and recovery of the tourism sector in Cabo Verde”, signed on 31 March 2021.

Contribution agreement between UNIDO and UNDP regarding the implementation of a project in Nigeria entitled “Strengthening the capacity of local micro-, small and medium-sized enterprises (MSMEs) and manufacturers to produce high-quality personal protective equipment and healthcare products”, signed on 4 and 6 May 2021.

Contribution agreement between UNIDO and UNDP regarding the implementation of a project entitled “Productive sectors development programme for Somalia”, signed on 20 and 22 December 2021.

United Nations Economic and Social Commission for Western Asia (UN-ESCWA)

Memorandum of understanding between UNIDO and UN-ESCWA, signed on 11 October 2021.

United Nations Human Settlements Programme (UN-Habitat)

Contribution agreement between UNIDO and UN-HABITAT regarding the implementation of a project entitled “UNIDO – UN-Habitat innovation programme”, signed on 9 and 18 August 2021.

United Nations Office for Project Services (UNOPS)

Agreement between UNIDO and UNOPS regarding the implementation of a project entitled “Development of artisanal fishery in Guinea-Bissau”, signed on 23 and 28 July 2021.

World Health Organization (WHO)

Contribution agreement between UNIDO and WHO regarding the implementation of a project in Iran (Islamic Republic of) entitled “Developing a sustainable and resilient cold chain to facilitate access to COVID-19 tools”, signed on 6 December 2021.

World Trade Organization (WTO)

Implementation assignment between UNIDO and WTO regarding the implementation of a project entitled “Food safety remote inspection practices for improved trade”, signed on 5 and 22 October 2021.

III. Other intergovernmental organizations

European Union (EU)

Contribution agreement between UNIDO and the EU regarding the implementation of a project entitled “Programme for resilience and recovery of micro-, small and medium-sized enterprises (P2R) in Senegal”, signed on 1 April 2021.

Contribution agreement between UNIDO, the Food and Agriculture Organization of the United Nations and the EU regarding the implementation of a project in Sri Lanka entitled “Mainstreaming standards-based best practices for agri-food sector development”, signed on 30 July, 25 August and 19 October 2021.

Contribution agreement between UNIDO and the EU regarding the implementation of a project entitled “Support to the implementation of Sri Lanka’s nationally determined contributions (NDCs) in the industrial sector”, signed on 15 October and 15 November 2021.

Contribution agreement between UNIDO and the EU regarding the implementation of a project entitled “Programme of support for production, industrialization and free trade in the Comoros – Component 1”, signed on 11 November and 1 December 2021.

Contribution agreement between UNIDO and the EU regarding the implementation of a project entitled “Support for the development of a sustainable and internationally recognized metrology system in Armenia”, signed on 3 and 9 December 2021.

Contribution agreement between UNIDO and the EU regarding the implementation of a project entitled “Private sector transition to a green and circular economy in Lebanon”, signed on 21 and 23 December 2021.

Contribution agreement between UNIDO and the EU regarding the implementation of a project entitled “QUALITAN: Quality standards and compliance programme for the United Republic of Tanzania”, signed on 23 and 24 December 2021.

Contribution agreement between UNIDO and the EU regarding the implementation of a project entitled “Business incubators to support entrepreneurship and MSME creation in Somalia”, signed on 28 and 29 December 2021.

Green Climate Fund (GCF)

Accreditation master agreement between UNIDO and GCF, signed on 28 June 2021.

International Islamic Trade Finance Corporation (ITFC)

Project funding agreement between UNIDO and ITFC regarding the implementation of a project entitled “From cotton seeds to clothing: Enhancing the sustainability, inclusiveness and value addition of the cotton value chain in Egypt”, signed on 18 March 2021.

International Network for Bamboo and Rattan (INBAR)

Relationship agreement between UNIDO and INBAR, signed on 28 October 2021.

International Solar Alliance (ISA)

Trust fund agreement between UNIDO and ISA regarding the implementation of a project entitled “International Solar Alliance Solar Technology and Application Resource Centres (ISA STAR C) – Preparatory assistance”, signed on 14 and 15 June 2021.

Latin American Energy Organization (OLADE)

Joint declaration by a Director of UNIDO and the Executive Secretary of OLADE, signed on 3 December 2021.

Standards and Metrology Institute for Islamic Countries (SMIIC)

Relationship agreement between UNIDO and SMIIC, signed on 15 December 2020 and 13 January 2021.

IV. National organizations

China International Center for Economic and Technical Exchanges (CICETE), China

Implementation agreement between UNIDO and CICETE regarding the implementation of a project entitled “Emergency response assistance to the outbreak of the coronavirus disease (COVID-19) in the Islamic Republic of Iran”, signed on 12 March 2021.

China International Development Cooperation Agency (CIDCA), China

Memorandum of understanding between UNIDO and CIDCA, signed on 28 October 2021.

Deutsche Gesellschaft für Internationale Zusammenarbeit (GIZ) GmbH, Germany

Grant agreement between UNIDO and GIZ regarding the implementation of a project entitled “Vienna Energy Forum 2020/2021”, signed on 30 June and 9 July 2021.

Grant agreement between UNIDO and GIZ regarding the implementation of a project entitled “Global partnership for hydrogen application in industry – Phase 1”, signed on 26 August and 1 September 2021.

Grant agreement between UNIDO and GIZ regarding the implementation of a project entitled “Global industrial policy advice facility for the inclusive and sustainable transformation of industries”, signed on 29 November and 3 December 2021.

Institute of Developing Economies, Japan External Trade Organization (IDE-JETRO), Japan

Memorandum of agreement between UNIDO and IDE-JETRO regarding the UNIDO Partner-Expert Programme, signed on 3 March 2021.

Korea Energy Agency (KEA), Republic of Korea

Trust fund agreement between UNIDO and KEA regarding the implementation of a project entitled “Supporting Southeast Asian countries to cope with climate change through policy consultation and capacity-building in the area of renewable energy and energy efficiency”, signed on 28 June and 12 July 2021.

State Administration for Market Regulation (SAMR), China

Memorandum of understanding between UNIDO and SAMR, signed on 10 and 26 November 2021.

V. Other entities**AIG Europe (Services) Limited, United Kingdom of Great Britain and Northern Ireland**

Sponsorship agreement for in-kind contributions between UNIDO and AIG Europe regarding “Bridge for Cities 2021” event, signed on 9 and 11 November 2021.

Alliance to End Plastic Waste, Inc. (AEPW), Singapore

Memorandum of understanding on cooperation between UNIDO and AEPW, signed on 16 November 2021.

Bocconi University, Italy

Letter of agreement between UNIDO and Bocconi University regarding the UNIDO Internship Programme, signed on 2 July 2021.

ClimateWorks Foundation, United States of America

Trust fund agreement between UNIDO and the ClimateWorks Foundation regarding the implementation of a project entitled “Promoting energy efficiency of cold chambers and refrigerated display counters in Chile”, signed on 3 December 2021.

ESADE Foundation, Spain

Letter of agreement between UNIDO and ESADE Foundation regarding the UNIDO Internship Programme, signed on 28 July 2021.

Hitachi Construction Machinery Co., Ltd., Japan

Joint declaration by a representative of UNIDO and the President and CEO of Hitachi Construction Machinery, signed on 29 September 2021.

Impakter Limited, United Kingdom of Great Britain and Northern Ireland

Memorandum of understanding on cooperation between UNIDO and Impakter Limited, signed on 1 and 8 June 2021.

IULM University, Italy

Letter of agreement between UNIDO and IULM University regarding the UNIDO Internship Programme, signed on 6 October 2021.

Nankai University, China

Memorandum of understanding between UNIDO and Nankai University, signed on 28 September and 8 October 2021.

Shanghai Unitrain Education and Science Ltd., China

Memorandum of agreement between UNIDO and the Shanghai Unitrain Education and Science regarding the UNIDO Partner-Expert Programme, signed on 16 August 2021.

University of Tokyo, Japan

Memorandum of understanding between UNIDO and the University of Tokyo, signed on 24 May and 28 June 2021.

APPENDIX H

COUNTRY PROMOTION PRESENTATIONS/SEMINARS ORGANIZED BY INVESTMENT AND TECHNOLOGY PROMOTION OFFICES (ITPOs) IN 2021

<i>Venue</i>	<i>Countries/Regions promoted</i>	<i>Number of presentations</i>
Austria (<i>in person</i>)	Global	1
Bahrain	Bahrain	25
(8 out of 59 events online)	Gulf Region	7
	Middle East and North Africa (MENA) Region	15
	Global	12
China	China	9
(7 out of 17 events online)	Japan	1
	Global	7
Ethiopia (<i>online</i>)	Global	1
Germany	Africa Region	2
(3 out of 21 events online)	Angola	1
	Côte d'Ivoire	2
	Egypt	1
	Gambia (the)	1
	Ghana	1
	Kenya	1
	Democratic Republic of the Congo	2
	Mauritania	1
	Morocco	1
	Nigeria	2
	Senegal	1
	Sierra Leone	1
	Sudan	2
	Tunisia	1
	Global	1
Italy	Africa Region	3
(51 out of 74 events online)	Angola	1
	Botswana	2
	Cuba	2
	Egypt	3
	Ethiopia	2
	Iraq	12
	Italy	5
	Kazakhstan	2
	Kenya	1
	MENA Region	1
	Mexico	1
	Pakistan	4
	Peru	4
	Somalia	10
	United Arab Emirates	4
	Global	17
Japan	Africa Region	11
(39 out of 42 events online)	Algeria	1
	Bangladesh	3
	Cambodia	1
	Colombia	5
	Egypt	1

<i>Venue</i>	<i>Countries/Regions promoted</i>	<i>Number of presentations</i>	
	India		3
	Latin America and the Caribbean Region		1
	Pakistan		4
	Tunisia		1
	Turkey		2
	Global		9
Republic of Korea (31 out of 61 events online)	Azerbaijan		1
	Bangladesh		1
	Cambodia		5
	Cameroon		2
	Colombia		3
	Democratic Republic of the Congo		1
	Ethiopia		5
	Ghana		2
	India		6
	Indonesia		5
	Kyrgyzstan		1
	Lao People's Democratic Republic		2
	Mongolia		3
	Myanmar		1
	Nepal		1
	Nigeria		1
	Peru		5
	Philippines		1
	Republic of Korea		2
	Rwanda		2
	Sri Lanka		1
	Tajikistan		1
	United Republic of Tanzania		3
	Tunisia		1
	Uzbekistan		1
	Viet Nam		4
Russian Federation (6 out of 14 events online)	BRICS countries		1
	Commonwealth of Independent States countries		1
	Eurasian Economic Union countries		2
	Gulf Region		1
	Russian Federation		5
	Global		4
Total			290

APPENDIX I
FIELD REPRESENTATION
 As at 31 December 2021

	<i>DUR</i>	<i>UR_RO</i>	<i>UR_CO</i>	<i>P4</i>	<i>UCR</i>	<i>NO</i>	<i>NO_DIR</i>	<i>GS</i>	<i>Total</i>
AFRICA REGION									
Burkina Faso	0	0	0	0	0	0	0	0	0
Cameroon	0	0	1	0	0	0	0	2	3
Côte d'Ivoire	0	0	1	0	0	1	0	2	4
Democratic Republic of the Congo	0	0	0	0	1	0	0	2	3
Ethiopia	1	0	0	0	0	1	0	3	5
Ghana	0	0	1	0	0	0	0	2	3
Guinea	0	0	0	0	1	0	0	1	2
Kenya	0	0	0	1	0	1	0	2	4
Madagascar	0	0	0	0	1	0	0	2	3
Mali	0	0	0	0	1	0	0	0	1
Mozambique	0	0	0	0	1	1	0	1	3
Nigeria	1	0	0	0	0	2	0	4	7
Rwanda	0	0	0	0	1	0	0	0	1
Senegal	0	0	1	0	0	0	0	2	3
Sierra Leone	0	0	0	0	1	0	0	1	2
South Africa	0	1	0	0	0	1	0	2	4
Togo*	0	0	0	0	0	0	0	0	0
Uganda	0	0	0	0	1	0	0	0	1
United Republic of Tanzania	0	0	0	0	0	1	0	2	3
Zimbabwe	0	0	0	0	1	0	0	0	1
TOTAL	2	1	4	1	9	8	0	28	53
ARAB REGION									
Algeria	0	0	0	0	1	0	0	2	3
Egypt	1	0	0	0	0	1	0	3	5
Jordan	0	0	0	0	1	0	0	0	1
Lebanon	0	0	1	0	0	0	0	1	2
Morocco	0	0	0	0	0	0	0	2	2
Sudan	0	0	0	0	1	0	0	2	3
Tunisia	0	0	0	0	0	0	0	1	1
TOTAL	1	0	1	0	3	1	0	11	17
ASIA AND THE PACIFIC REGION									
Afghanistan	0	0	0	0	1	0	0	0	1
Bangladesh	0	0	0	0	1	0	0	0	1
Cambodia	0	0	0	0	1	0	0	0	1
China	0	1	0	0	0	1	0	4	6
India	0	1	0	0	0	0	0	3	4
Indonesia	0	0	1	0	0	0	0	2	3
Iran (Islamic Republic of)	0	0	0	0	1	0	0	2	3

	<i>DUR</i>	<i>UR_RO</i>	<i>UR_CO</i>	<i>P4</i>	<i>UCR</i>	<i>NO</i>	<i>NO_DIR</i>	<i>GS</i>	<i>Total</i>
Lao People's Democratic Republic	0	0	0	0	1	0	0	0	1
Pakistan	0	0	0	0	1	0	0	2	3
Philippines	0	0	0	0	1	0	0	2	3
Sri Lanka*	0	0	0	0	0	0	0	0	0
Thailand	1	0	0	0	0	1	0	3	5
Viet Nam	0	0	0	0	1	0	0	2	3
TOTAL	1	2	1	0	8	2	0	20	34

EUROPE AND CENTRAL ASIA REGION

Armenia	0	0	0	0	1	0	0	0	1
Kyrgyzstan	0	0	0	0	0	0	0	0	0
Russian Federation*	0	0	0	0	0	0	0	0	0
Turkey	0	0	0	0	0	0	1	1	2
Ukraine*	0	0	0	0	0	0	0	0	0
TOTAL	0	0	0	0	1	0	1	1	3

LATIN AMERICA AND THE CARIBBEAN REGION

Bolivia (Plurinational State of)	0	0	0	0	0	0	0	0	0
Brazil	0	0	0	0	0	1	0	1	2
Colombia	0	0	1	0	0	0	0	2	3
Cuba*	0	0	0	0	0	0	0	0	0
Ecuador	0	0	0	0	1	0	0	0	1
Mexico	1	0	0	0	0	1	0	3	5
Nicaragua	0	0	0	0	1	0	0	0	1
Uruguay	0	1	0	0	0	1	0	2	4
TOTAL	1	1	1	0	2	3	0	8	16
GRAND TOTAL	5	4	7	1	23	14	1	68	123

	<i>DIR</i>	<i>H</i>	<i>IPO</i>	<i>NPO</i>	<i>NO</i>	<i>IPE</i>	<i>KCM</i>	<i>JPO</i>	<i>IPD</i>	<i>GS</i>	<i>Total</i>
Investment and Technology Promotion Offices											
Bahrain, Manama	0	1	1	0	3	0	0	0	0	3	8
China, Beijing	0	1	0	0	0	0	0	0	0	0	1
China, Shanghai	0	0	0	0	0	0	0	0	0	0	0
Germany, Bonn	0	1	2	0	0	0	0	0	2	2	7
Italy, Rome	0	1	0	0	0	0	0	0	0	2	3
Japan, Tokyo	0	1	0	0	2	0	0	0	2	0	5
Nigeria, Lagos	0	1	0	0	0	0	0	0	0	0	1
Republic of Korea, Seoul	0	0	0	0	0	0	0	0	0	0	0
Centre for International Industrial Cooperation											
Russian Federation, Moscow	1	0	0	0	0	0	0	0	0	0	1
TOTAL	1	6	3	0	5	0	0	0	4	7	26

**GRAND TOTAL WORKFORCE REPRESENTED IN THE FIELD
(staff members)**

149

	<i>DIR</i>	<i>H</i>	<i>IPO</i>	<i>NPO</i>	<i>NO</i>	<i>IPE</i>	<i>KCM</i>	<i>JPO</i>	<i>IPD</i>	<i>GS</i>	<i>Total</i>
UNIDO Focal Points*											
Cuba											1
Russian Federation, Moscow (UNIDO Centre for International Industrial Cooperation)											1
Sri Lanka											1
Togo											0
Ukraine											0
Total number of Focal Points representing UNIDO in the field											3

* Focal Points are not included in appendix J, as they are not part of the regular staff.

DIR	Director
DUR	Director and UNIDO Representative
GS	General Service
H	Head
IPD	Investment Promotion Expert and Deputy Head
IPE	Investment Promotion Expert and Deputy to Head
IPO	Investment Promotion Officer
NO	National Officer
NO_DIR	National Officer/Director
UCR	UNIDO Country Representative
UR_CO	UNIDO Representative in Country Office
UR_RO	UNIDO Representative in Regional Office

APPENDIX J

OVERVIEW OF UNIDO WORKFORCE

Table 1
Headcounts as at 31 December 2021 and from
1 January to 31 December 2021

	As of 31 December 2021	January to December 2021
Staff members		
<i>Internationally recruited staff members:</i>		
Core staff members (100 series)	208	219
Non-core staff members (200 series)	64	71
Subtotal of internationally recruited staff members	272	290
<i>Locally recruited staff members:</i>		
National Professional Officers (NO)	48	51
General Service (100 series)	326	344
General Service short-term (300 series)	36	49
Subtotal of locally recruited staff members	410	444
Total employees with staff member status	682	734
<i>Experts and consultants:</i>		
Internationally recruited Individual Service Agreement (ISA) holders	504	794
Locally recruited ISA holders	1,187	1,627
Total employees with ISAs	1,691	2,421
Total UNIDO workforce:	2,373	3,155

Table 2
Internationally recruited staff members by grade, duty station and gender as at
31 December 2021

	Field			Headquarters			ITPOs			Offices away from headquarters			Grand total		
	M	F	Total	M	F	Total	M	F	Total	M	F	Total	M	F	Total
International core staff 100 series of staff rule															
DG				1		1							1		1
D-2				5	1	6							5	1	6
D-1	4	1	5	10	1	11							14	2	16
P-5	10	1	11	33	17	50				2		2	45	18	63
P-4		1	1	40	30	70					1	1	40	32	72
P-3				30	11	41				1		1	31	11	42
P-2				2	6	8							2	6	8
Subtotal 100 series	14	3	17	121	66	187				3	1	4	138	70	208
Non-core 200 series of staff rule															
L-6				1		1	4	1	5				5	1	6
L-5	3	1	4	1		1							4	1	5
L-4		2	2	3	1	4	2	1	3				5	4	9
L-3	2	2	4	5	9	14	2		2				9	11	20
L-2				12	10	22							12	10	22
L-1				1	1	2							1	1	2
Subtotal 200 series	5	5	10	23	21	44	8	2	10				36	28	64

Table 3
Locally recruited staff members by grade, duty station and gender as at
31 December 2021

	Field			Headquarters			ITPOs			Offices away from headquarters			Grand total		
	M	F	Total	M	F	Total	M	F	Total	M	F	Total	M	F	Total
Local core staff 100 series of staff rule															
NO-4	17	11	28				1		1				18	11	29
NO-3	8	3	11				1		1				9	3	12
NO-2	2		2					1	1				2	1	3
NO-1							2	2	4				2	2	4
Subtotal NO	27	14	41	0	0	0	4	3	7	0	0	0	31	17	48
G-6	3	11	14	23	57	80					1	1	26	69	95
G-5	2	18	20	38	43	81		1	1		1	1	40	63	103
G-4	3	6	9	35	9	44		3	3	1		1	39	18	57
G-3	26		26	42		42	1	2	3				69	2	71
Subtotal GS	34	35	69	138	109	247	1	6	7	1	2	3	174	152	326
Non-core 300 series of staff rule															
G-5				2	4	6							2	4	6
G-4				6	14	20							6	14	20
G-3				5	5	10							5	5	10
Subtotal 300 series				13	23	36							13	23	36

Table 4
Total employees with staff member status by grade and gender
as of 31 December 2021

	Female	Male	Female (%)	Male (%)	Total
G-6	69	26	72.63%	27.37%	95
G-5	67	42	61.47%	38.53%	109
G-4	32	45	41.56%	58.44%	77
G-3	7	74	8.64%	91.36%	81
GS subtotal	175	187	48.34%	51.66%	362
L-6	1	5	16.67%	83.33%	6
L-5	1	4	20.00%	80.00%	5
L-4	4	5	44.44%	55.56%	9
L-3	11	9	55.00%	45.00%	20
L-2	10	12	45.45%	54.55%	22
L-1	1	1	50.00%	50.00%	2
L subtotal	28	36	43.75%	56.25%	64
NO-4	11	18	37.93%	62.07%	29
NO-3	3	9	25.00%	75.00%	12
NO-2	1	2	33.33%	66.67%	3
NO-1	2	2	50.00%	50.00%	4
NO subtotal	17	31	35.42%	64.58%	48
DG		1	0.00%	100.00%	1
D-2	1	5	16.67%	83.33%	6
D-1	2	14	12.50%	87.50%	16
P-5	18	45	28.57%	71.43%	63
P-4	32	40	44.44%	55.56%	72
P-3	11	31	26.19%	73.81%	42
P-2	6	2	75.00%	25.00%	8
Pro subtotal	70	138	33.65%	66.35%	208
Grand total	290	392	42.52%	57.48%	682

Table 5
Experts and consultants under Individual Service Agreements (ISA)
1 January to 31 December 2021

	Field			Headquarters			Offices away from headquarters			Grand total
	F	M	Total	F	M	Total	F	M	Total	
International Non-Staff	138	357	495	167	118	285	5	9	14	794
Local Non-Staff	600	936	1,536	64	26	90	1		1	1,627
Grand Total	738	1,293	2,031	231	144	375	6	9	15	2,421
		Field	84%		Headquarters	15%	Offices away from headquarters			1%

APPENDIX K

STAFF DEVELOPMENT Status as at 31 December 2021

Learning Category/Module	Self-paced/ Facilitator-led	Total number of participants	Total trainee hours
I. Orientation for HQ and Field staff			
Briefing on Staff Performance Management and New Hire Roadmap	Both	22	22
Subtotal		22	22
II. Executive Development and Management			
Board of Directors retreat	Facilitator-led	37	555
Executive Coaching	Facilitator-led	1	8
Executive Coaching Package for Alumni of the UN Women and Leadership Course	Facilitator-led	7	35
Expanded Board of Directors retreat	Facilitator-led	105	157.5
Oxford Women's Leadership Development Programme	Both	5	600
The Paradox of the First Time Leader	Facilitator-led	12	204
UN Emerging Leaders	Facilitator-led	1	44
UNSSC: Leadership, Women and the UN	Both	3	133.5
UN System Executive Management Programme	Both	2	192
Subtotal		173	1,929
III. Technical Competencies Upgrading			
17th Career Roundtable	Facilitator-led	2	28
21st Conference of International Investigators	Facilitator-led	1	10
Adaptation Fund training for Senior Management	Facilitator-led	11	22
Adaptation Fund training for the Department of Agri-business	Facilitator-led	11	16.5
Adaptation Fund training for the Department of Energy	Facilitator-led	25	37.5
Annual Conference of the Heads of Internal Audit in International Organizations in Europe	Facilitator-led	1	8
Asset Management for Field Offices	Facilitator-led	56	112
Audit Leadership Conversations: A focus on talent management with Gareth Cronin	Facilitator-led	1	1
Budget Revisions in SAP for technical cooperation projects	Facilitator-led	230	230
Business Operations Strategy (BOS) 2.0 Practitioner	Self-paced	2	42
Capacity-building webinar on Green Climate	Facilitator-led	4	30

Fund (GCF)			
C-Cure9000 Electronic Access Control System	Facilitator-led	1	40
Conversation with a Fraudster: Craig Stanland	Facilitator-led	1	2
Diplomacy in the 21st Century	Facilitator-led	30	240
Emergency Procurement	Facilitator-led	2	72
Environmental, Social and Governance and your Role as an Internal Auditor	Facilitator-led	1	1
Fundamentals of Anti-Money Laundering	Facilitator-led	1	50
GCF and GEF8 Orientation for China Field Office	Facilitator-led	4	6
GCF Theory of Change	Facilitator-led	20	30
GCF training for the Department of Agri-business	Facilitator-led	42	63
How to develop an Entity Work Programme	Facilitator-led	5	5
Impact Evaluation of Development Policies: Concepts, Methods, Applications	Facilitator-led	1	43
Industrial Policy for Field Offices	Self-paced	131	655
Internal Auditing in a Post-Pandemic World: Challenges and Opportunities	Facilitator-led	1	1
Knowledge Sharing on internal oversight (Fall session)	Facilitator-led	3	24
Knowledge Sharing on internal oversight (Spring session)	Facilitator-led	3	24
Occupational Safety - Module 1	Facilitator-led	67	335
Occupational Safety - Module 2	Facilitator-led	70	210
Occupational Safety - Module 3	Facilitator-led	70	210
Online communication and online presence	Facilitator-led	14	63
Processing Payments and Reporting in SAP	Facilitator-led	157	314
Project Management Professional Exam Preparation Training	Facilitator-led	1	35
Regular Budget Processes and Reports for Field Offices	Facilitator-led	47	84.5
Standards of Proof in Investigating and Litigating Cases	Facilitator-led	1	2
Sustainability and EU Public Procurement Law	Facilitator-led	1	16
TeamMate Audit Configuration and End-User Training	Facilitator-led	2	16
The ISA Process - Refresher briefing for the Department of Energy	Facilitator-led	55	82.5
The SDG Primer	Self-paced	1	3.5
UN Protocol	Facilitator-led	30	180
UN Sustainable Development Cooperation Framework	Self-paced	1	8
Subtotal		1,107	3,352.5

IV. Updating Methodologies for Technical Cooperation Development and Management			
Project Finance and Project Financial Modelling	Facilitator-led	1	24
Subtotal		1	24
V. Information Technology Training			
Bridging the Mobile Gender Gap	Both	1	18
DevOps Fundamentals	Facilitator-led	10	160
Information Technology Infrastructure Library (ITIL4) Managing Professional	Self-paced	1	40
Subtotal		12	218
VI. General Competencies Upgrading			
Aliveness of UNIDO Key Competencies - Communication and Trust	Facilitator-led	16	64
Enterprise Risk Management Course	Self-paced	12	360
Enterprise Risk Management Course for Instructors	Self-paced	4	120
European Foundation for Quality Management (EFQM) certified foundation course	Facilitator-led	1	7.5
Facilitating online workshops effectively	Facilitator-led	1	2.5
I Know Gender (core modules)	Self-paced	32	80
Negotiation Skills and Techniques	Facilitator-led	29	232
Presentation – Impressions and highlights on Oxford Women's Leadership Development Programme	Facilitator-led	87	87
Setting and Managing Boundaries for Well-being and Performance	Facilitator-led	45	67.5
Setting and Managing Boundaries for Well-being and Performance for Managers	Facilitator-led	17	25.5
Sharing Session: UNSSC "Leadership, Women and the UN" Programme	Facilitator-led	49	49
Team Building Intervention: Energy Technologies and Industrial Applications Division	Facilitator-led	12	48
Team Building Intervention: Materials and Chemicals Management Division	Facilitator-led	11	55
Team Building Intervention: Advocacy and Media Relations Division	Facilitator-led	12	96
The Circle of Current Work and Life - conversation	Facilitator-led	25	25
The gift of giving and receiving feedback - a way to engage your team and maintain high performance	Facilitator-led	19	45
UNIDO code of ethical conduct	Self-paced	121	242
Subtotal		493	1,606

VIII. Work/Life Balancing, Mediation, Health			
Mental Health Session for Managers	Facilitator-led	59	59
Subtotal		59	59
IX. Staff Welfare			
BSAFE - Online Security Awareness Training	Self-paced	46	92
Subtotal		46	92
X. Language Training	Facilitator-led	32	2,008.0
Subtotal		32	2,008.0
XI. Specialized External training			
Driving in narrow spaces in theory and practice	Facilitator-led	6	48
Fraud Risk Management	Facilitator-led	1	16
The Paris Agreement on Climate Change as a Development Agenda	Self-paced	1	60
Trainer Essential Skills	Facilitator-led	1	16
Subtotal		9	140
XII. Other			
<i>LinkedIn Learning</i> E-Learning Platform	Self-paced	222	709.5
Subtotal		222	709.5
GRAND TOTAL		2,176	10,160

APPENDIX L

INDUSTRIAL STATISTICS

<i>Title</i>	<i>Description of publication</i>
International Yearbook of Industrial Statistics, 2021 ISBN: 9781800886490 (cased) ISBN: 9781800886506 (e-book)	This annual publication of UNIDO (co-publisher Edward Elgar Publishing Ltd.) provides worldwide statistics on level, growth and structure of manufacturing industry, presents country data indicating the stage of industrialization and facilitates international comparison of manufacturing activities. The Yearbook can be ordered at www.unido.org/resources/publications/flagship-publications/international-yearbook-industrial-statistics
World Manufacturing Production – Quarterly statistics for the fourth quarter of 2020 and for the first, second and third quarters of 2021	This quarterly report provides statistical data on the current trends of global manufacturing with a brief analysis. The report is based on country-level indices of industrial production. The report is available at http://stat.unido.org/
World Manufacturing Production – Monthly statistics from October to December 2020 and from January to September 2021	This monthly overview provides statistical data on the current trends in global manufacturing. The report is based on the available monthly indices of industrial production and is available at http://stat.unido.org/
COVID-19 Data Platform	This overview platform provides statistical data on the impact of the SARS-CoV-2 pandemic on manufacturing activity. The latest data is available at https://stat.unido.org/COVID-19
Competitive Industrial Performance (CIP) Report 2020	The CIP index is a composite measure constructed by UNIDO to rank countries according to their level of industrial competitiveness. In addition to the traditional CIP index, the 2020 report connects the recent COVID-19 pandemic with countries' industrial competitiveness during the pre-pandemic period. It also offers a regional focus on the industrial competitiveness of Africa, starting with an assessment of specific macro aggregates and concluding with the data availability and quality of industrial statistics in the region. The report is available at http://stat.unido.org/
Statistical indicators of inclusive and sustainable industrialization 2021	This UNIDO statistical publication monitors Sustainable Development Goal 9 (SDG 9) indicators for which UNIDO is recognized as a custodian agency. The e-book is available at http://stat.unido.org/

<i>Title</i>	<i>Description of publication</i>
<p>UNIDO Industrial Statistics Databases (INDSTAT) 2021 editions:</p> <ul style="list-style-type: none"> • INDSTAT4 at the 3 and 4-digit level of ISIC (Revisions 3 and 4) • INDSTAT2 at 2-digit level of ISIC revision 3 • Industrial Demand-Supply Balance (IDSB) Database at 4-digit level of ISIC • Mining & Utilities Statistics Database (MINSTAT) at the 2- and 3-digit levels of ISIC (Revisions 3 and 4) • Manufacturing Value Added (MVA) Database • Competitive Industrial Performance (CIP) Database • Quarterly and monthly Index of Industrial Production (IIP) at 2-digit level of ISIC revision 4 • SDG 9 data 	<p>These online statistical products contain key industrial statistics at the most detailed level of the International Standard Industrial Classification (ISIC), supported by user-friendly interfaces for metadata reference, data search, exporting and manipulation. The database is available at http://stat.unido.org/</p>
<p>Modernizing products and services of industrial statistics</p>	<p>This publication sheds light on the dedicated efforts to modernize products and services of industrial statistics through a compilation of papers that exemplify relevant data collection and processing methods and approaches, and offer economic analyses of national industrial statistics, underlining the importance of data quality. The publication is available at https://stat.unido.org/content/publications/modernizing-products-and-services-of-industrial-statistics</p>